

# 575 Series - Motor Reversing Contactor

## 2X 3PST, 30 Amp



E13224

The 575 series relay is rated to 7.5HP. Two sets of 3 pole, double-make, N.O. contacts are mechanically interlocked to prevent simultaneous closure. Front mounted auxiliary contacts are available for electrical lockup. The 575 motor reversing contactor is widely used for control of overhead doors, elevators, hoists, machine tools, and others similar devices that requires frequent jogging.

### GENERAL SPECIFICATIONS (@ 25° C)

#### Contacts:

Contact Configuration	3PST-NO Double Make per side
Contact Material	Silver alloy
Contact Rating	
120 / 240VAC Resistive	30 Amp
Motor 120VAC 1 Phase	1.5Hp
Motor 240VAC 1 Phase	3Hp
Motor 240VAC 2-3 Phase	5Hp
Motor 480 / 600VAC 2-3 Phase	7.5Hp
Contact Resistance, Initial	100milliohms max @ 6VDC

#### Coil:

Coils Available	AC and DC
Nominal Coil Power	22VA 10W
Input Voltage Tolerance - AC	85% to 110% of nominal
Input Voltage Tolerance - DC	80% to 110% of nominal
Drop-out voltage	10% of nominal
Duty	Continuous

#### Timing:

Operate Time (max)	60mS
Release Time (max)	30mS

#### Dielectric Strength:

Across Open Contacts	2500 VRMS
Between Mutally Insulated Points	2500 VRMS
Insulation Resistance	1000 Megohms @ 500 VRMS

#### Temperature:


Operating	-34 to 74°C (-30 to 165°F)
Storage	-40 to 105°C (-40 to 221°F)

#### Life Expectancy:

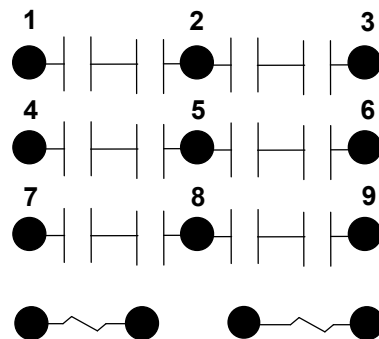
Electrical (full load operations)	100,000
Mechanical (no load operations)	1,000,000

#### Miscellaneous:

Mounting Position	Vertical, Contacts Up
Enclosure	Semi-Enclosed
Weight	42.0oz (1.1 Kg)



575 Wire Diagram

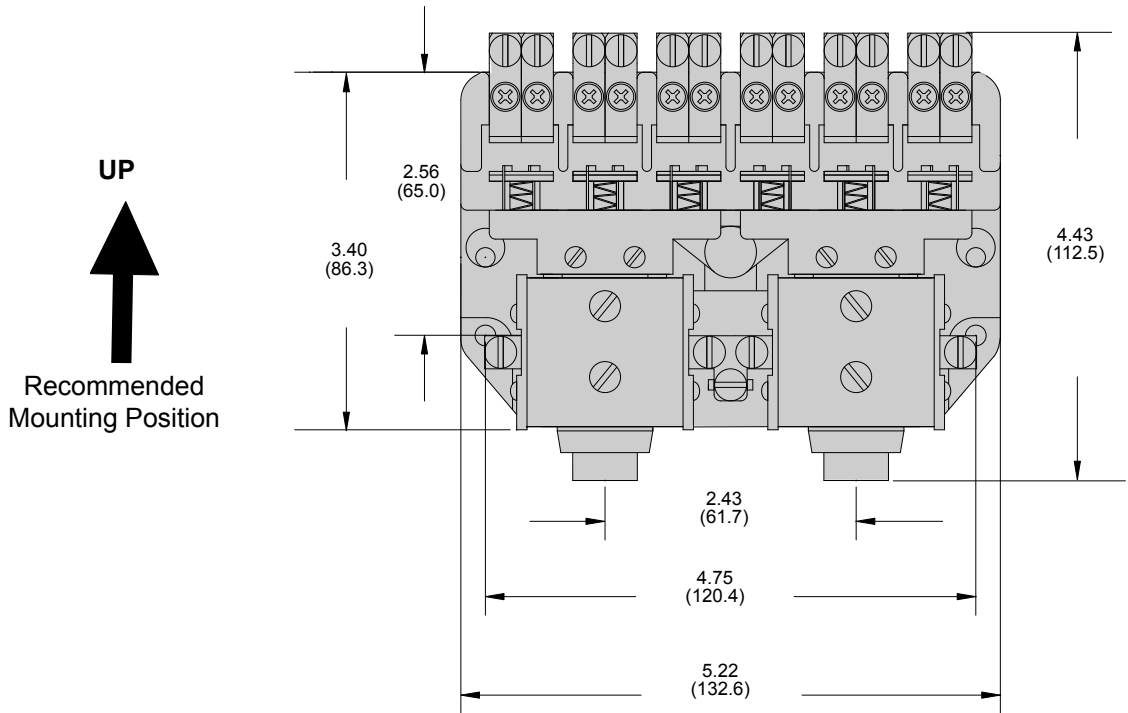


# Motor Relays

## 15 - 75 Amp

### Outline Dimensions

Dimensions Shown in inches & (millimeters)



Section 3

Ordering Code    575    KXX    90    -24VAC

**Series** 575

**Contact Arrangement** KXX (2X 3PST – N.O. – double make)

**Optional Features** 1 Auxiliary contacts each SPDT - CODE 90

**Coil Voltage**  
 AC: 12, 24, 120, 240, 550 (Add VAC)  
 DC: 12, 24, 115-125, 240 (Add VDC)

### Coil Specifications

AC Coil, 50/60HZ			DC Coil		
Nominal voltage	Resistance ohms ±10%	Nominal current (Amp)	Nominal voltage	Resistance ohms ±10	Nominal current (Amp)
12	1	1.833	12	16.5	0.727
24	5.3	0.917	24	58.2	0.412
*120	92	0.183	**120	1450	0.083
240	420	0.920	240	4,200	0.055
440	2100	0.050	-	-	-
550	3100	0.040	-	-	-

Note: \*AC coil is 120, 50/60HZ  
 \*\*DC coils 115VDC