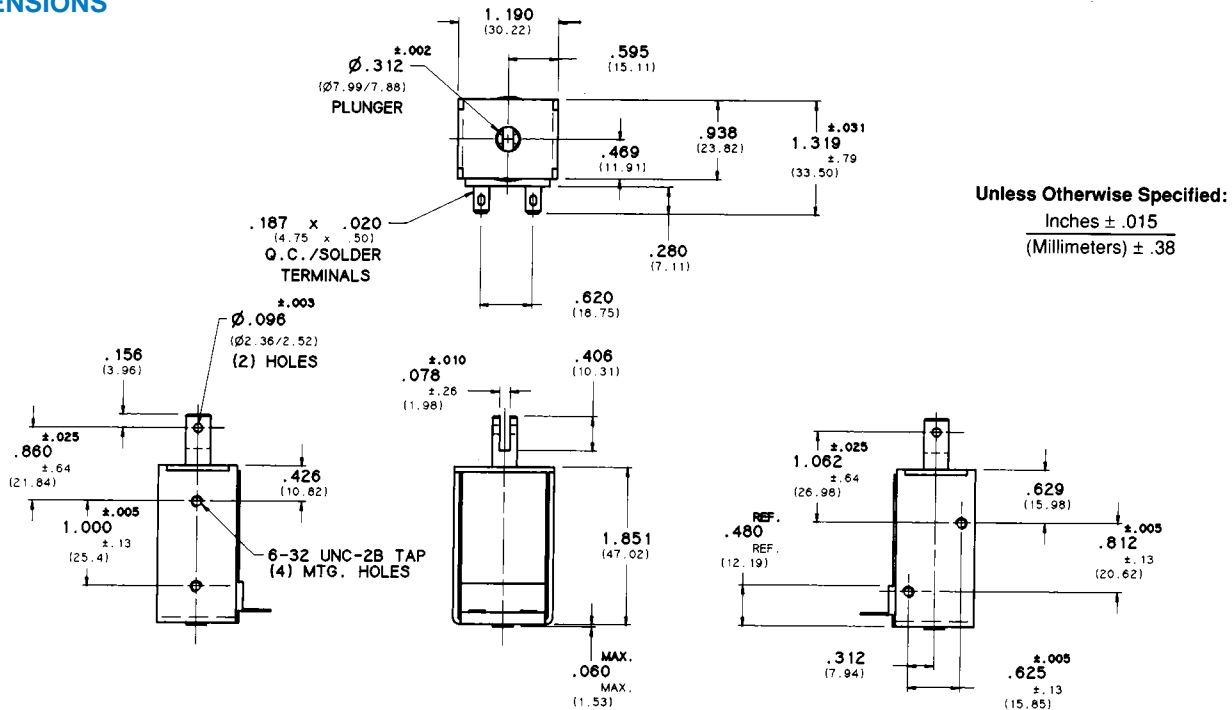


D-11 "D" FRAME SOLENOID

DIMENSIONS



COIL TREATMENT:

Plastic Encapsulation.
 Class A Rating (standard)
 Class F Rating (optional)

MAXIMUM OPERATING TEMPERATURE:

Class A – 105°C (221°F)
 Class F – 155°C (311°F)

DIELECTRIC STRENGTH:

30 Volts and Under: 500 VRMS
 Over 30 Volts: 1,000 VRMS plus 2x rated voltage for one minute

STANDARD POWER RATINGS:

DUTY	NOMINAL AC POWER (SEATED)	NOMINAL DC POWER
Continuous	12.5 VA	8 W
Intermittent	39 VA	19 W
Pulse	125 VA	80 W

UL INFORMATION:

UL File No. E57982 For Continuous Duty
 UL File No. E74443 For Insulation Systems
 S105, S130, S130D, S130D1 & S155D

WEIGHT:

Plunger – .65 Oz.
 Total – 5 Oz.

PLUNGER GUIDE MATERIAL:

Plastic

LIFE EXPECTANCY:

10⁷ Cycles Under Optimum Load Conditions

TERMINATION:

.187 In. Quick-Connect/Solder Lug (standard)
 Wire Leads (optional with tape-wrapped coils)

PLUNGER CONE ANGLE (DC):

60 degrees (standard)
 also available flat, 90 degrees, custom

MAXIMUM DIMENSIONS:

Length 1.866 In.
 Width 1.350 In.
 Height 1.205 In.
 Plunger Diameter ø.315 In.

MAXIMUM STROKE:

1.0 In. (AC) .8 In. (DC)

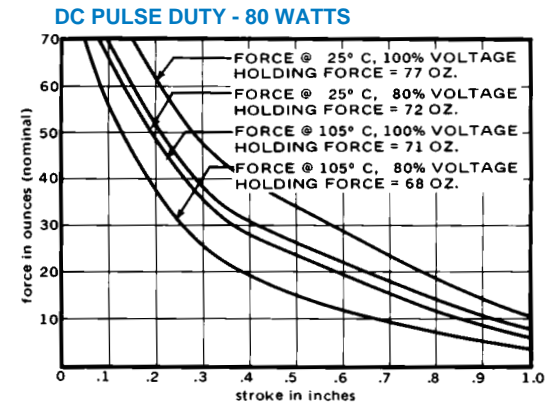
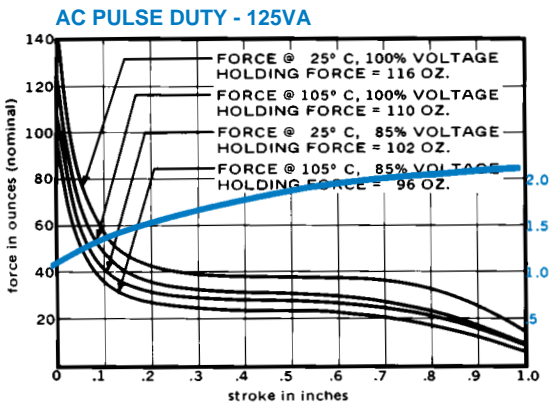
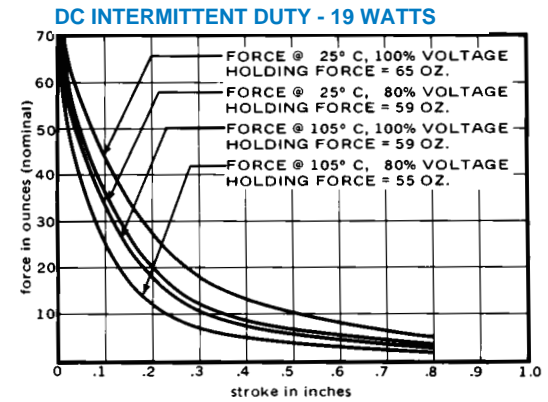
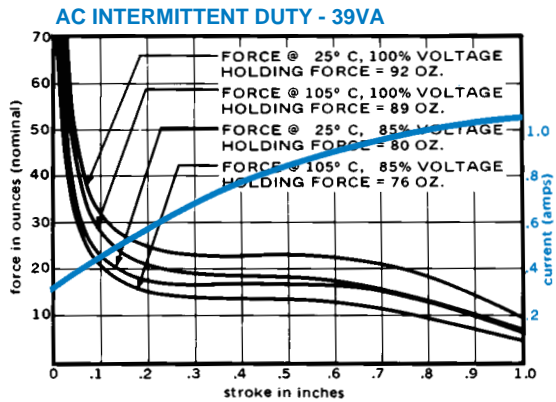
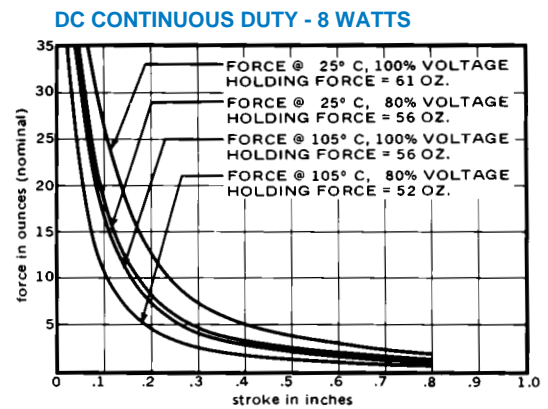
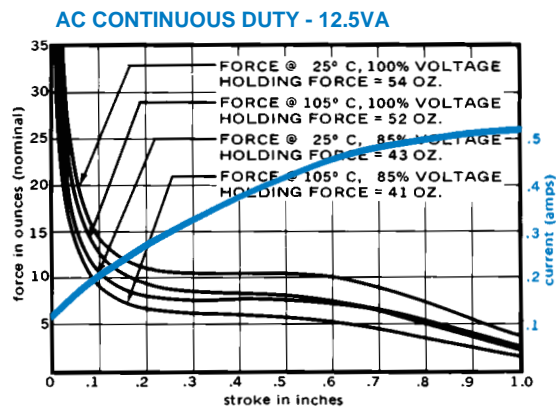
D-11 STANDARD COIL RATING

VOLTAGE	CONTINUOUS DUTY	RESISTANCE AC ±10% DC ±5%	INTERMITTENT DUTY	RESISTANCE AC ±10% DC ±5%	PULSE DUTY	RESISTANCE AC ±10% DC ±5%
AC COILS (60 Hz)	P/N		P/N		P/N	
6 VAC	53738-80	.47 OHMS	53738-86	.21 OHMS	53738-92	.11 OHMS
12 VAC	53738-81	1.9 OHMS	53738-87	.86 OHMS	53738-93	.43 OHMS
24 VAC	53738-82	7.7 OHMS	53738-88	3.5 OHMS	53738-94	1.73 OHMS
120 VAC	53738-84*	200 OHMS	53738-90*	85 OHMS	53738-96	45.5 OHMS
240 VAC	53738-85	813 OHMS	53738-91	342 OHMS	53738-97	182 OHMS
DC COILS						
6 VDC	53736-80	4.5 OHMS	53736-86	1.9 OHMS	53736-92	.47 OHMS
12 VDC	53736-81*	18.6 OHMS	53736-87*	7.7 OHMS	53736-93	1.9 OHMS
24 VDC	53736-82*	73.9 OHMS	53736-88*	31.0 OHMS	53736-94	7.7 OHMS
110 VDC	53736-84	1550 OHMS	53736-90	634 OHMS	53736-96	151 OHMS

*Black Items Are Normally Stocked.

Blue Items Are Non Stock – Minimum Quantity May Be Required.

D-11 FORCE CURVES (CLASS A)



Standard intermittent duty cycle at nominal voltage is 25%, with 3 minutes maximum "ON" and 9 minutes minimum "OFF" in a repetitive cycle. Standard Pulse duty cycle is 10% with 100 milliseconds "ON" and 900 milliseconds "OFF".

NOTE: Approx. 36 sq. in. Heat Sink Required.