



SWITCHES 2002



Carling Technologies™
Innovative Designs. Powerful Solutions.

Amelec Marine Sales are pleased to introduce our new Carling Technologies' Switch Catalogue for 2002. Carling Technologies are the manufacturers of the renowned Carlingswitch brand of circuit control and protection devices.

The 2002 catalogue incorporates both the popular toggle switch range which introduced Carling to the market in Australia and the exciting Contura V Series switch range which has revolutionised the marine industry through sheer innovation. The V Series range, introduced in the mid-nineties, is a versatile, functional and aesthetically appealing range of modular switches. The vast range of switch types and styles has allowed boat builders to individualise their products with enough standard combinations to virtually customise even the one-off vessels. This, combined with outstanding performance and reliability, has almost made the Contura V Series rocker an industry standard.

This catalogue presents the standard range of Contura V Series stocked in Australia by Amelec Marine Sales. There are however, literally thousands of combinations of switches available including unique variants of logo and symbol styles, colours and finishes, switching configurations, termination and illumination, voltage and current ratings. Several versions are depicted on the inside rear cover of this catalogue. Whatever the requirement Carling's Contura V Series rocker switches can be tailored to suit virtually any application.

Amelec Marine Sales has now been distributing Carling Technologies' switches and circuit breakers to the Australian marine industry for nearly five years. In that time we have expanded our inventory to over 250 line items and have imported many custom and special items against specific orders. We ship regularly from Carling's facilities in the USA, Mexico and now from their new plant in China. We have an intimate knowledge of both product and application and the resources available to provide outstanding service and support. Our catalogue is also available in electronic format and can be e-mailed upon request. We also carry the latest factory catalogues and information on other Carling Technologies' switch products not represented in this catalogue.

Amelec Marine Sales was established in 1989 and are now located in the hub of the marine industry, in the suburb of O'Connor, only minutes from Fremantle in Western Australia. Our contact details are printed on the inside back cover and rear of this catalogue.

INDEX

F - SERIES

G - SERIES

V - SERIES

F-Series Toggle Switches	1
G-Series Toggle Switches	2
V-Series Rocker Switches	3
V-Series Overview	3
V-Series Specification	4
V-Series Dimensions	5
V-Series Contura II	6
V-Series Contura III	7
V-Series Contura IV – Left Orientation	8
V-Series Contura IV – Right Orientation	9
V-Series Contura V	10
V-Series Accessories	11-12



Fig. 1

F-SERIES

The Carling Technologies' F Series are a range of single pole toggle switches used for general purpose switching. The standard range is ideal for 12 or 24 VDC control and are available in either momentary or maintained circuits in both single and double throw actions. These high quality switches feature corrosion resistant nickel plated brass toggles, bushing and mounting hardware. The base is moulded in tough phenolic. The bushing diameter is an industry standard 12.7mm (0.5 inch). The toggle is also fitted with a neoprene seal to reduce the possibility of water entering the switch, they are not however, waterproof. We also have a range of silicon rubber boots available for this series to waterproof them when installed. These switches will operate in high temperatures and have both a long mechanical and electrical life. A positive switching action provides good operator feedback. Various hardware, terminals, toggle and rating options are available upon request.

F-Series Dimensional Specifications (mm)

Dielectric Strength UL/CSA: 1000V – live to dead metal	
Electrical Life 50,000 cycles – maintained 25,000 cycles – momentary	
Mechanical Life 100,000 cycles	
Operating Temperature 65°C max	
Base Material Phenolic	
Actuator Material Brass/Nickel Plate	
Bushing Material Brass/Nickel Plate	

Code No.	Configuration	Poles	12 VDC	24 VDC	Figure
F SERIES					
2FA5378	Off/On	1	21 Amps	9 Amps	1
6FA5378	Off/(On)	1	21 Amps	9 Amps	1
2FB5378	On/On	1	21 Amps	9 Amps	1
2FC5378	On/Off/On	1	21 Amps	9 Amps	1
6FC5778	On/Off/(On)	1	21 Amps	9 Amps	1
6FC5378	(On)/Off/(On)	1	21 Amps	9 Amps	1

All positions shown in brackets are momentary action only.
 All above items include a neoprene toggle seal for splash resistance as standard.
 Code numbers above are also rated for AC use (details available upon request).
 Standard termination is 6.35mm blade (push-on). Various other terminals are available on request.
 Standard hardware supplied is one piece each of knurled face nut and hex back-up nut.
 Other switching configurations are available on request subject to minimum order quantities.
 Various hardware (nuts and washers) and legend plates are available as options.
 Various toggle lengths are available subject to minimum order quantities.

G-SERIES



Fig. 2

The Carling Technologies' G Series are a range of double pole toggle switches used for general purpose switching. The standard range is ideal for 12 or 24 VDC control and are available in either momentary or maintained circuits in both single and double throw actions. These high quality switches feature corrosion resistant nickel plated brass toggles, bushing and mounting hardware. The base is moulded in tough phenolic. The bushing diameter is an industry standard 12.7mm (0.5 inch). The toggle is also fitted with a neoprene seal to reduce the possibility of water entering the switch, they are not however, waterproof.

We also have a range of silicon rubber boots available for this series to waterproof them when installed. These switches will operate in high temperatures and have both a long mechanical and electrical life. A positive switching action provides good operator feedback. Various hardware, terminals, toggle and rating options are available upon request. Special circuits including progressive switching are also available. Single pole versions are also available.

G-Series Dimensional Specifications (mm)

Dielectric Strength UL/CSA: 1000V – live to dead metal and opposite polarity. VDE: 4000V – live to dead metal; 1250V – opposite polarity and across open contacts.	<p>15/32-32UNS-2A THREAD</p> <p>17.44</p> <p>11.81</p> <p>19.76</p> <p>10.72</p> <p>33.22</p> <p>KEYWAY 1.82 X .965 DP</p> <p>19.05</p> <p>12.70 DIA</p> <p>1.57</p> <p>12.70 DIA</p> <p>9.65</p> <p>9.55</p> <p>12.70 DIA</p> <p>3.17 DIA</p> <p>MOUNTING HOLE</p> <p>WITH KEYWAY</p> <p>WITH LOCKING RING</p>
Electrical Life 50,000 cycles – maintained 25,000 cycles – momentary	
Mechanical Life 100,000 cycles	
Operating Temperature 85°C Max	
Base Material Phenolic	
Actuator Material Brass/Nickel Plate	
Bushing Material Brass/Nickel Plate	

Code No.	Configuration	Poles	12 VDC	24 VDC	Figure
G SERIES					
2GK5178	Off/On	2	21 Amps	9 Amps	2
6GK5B78	Off/(On)	2	21 Amps	9 Amps	2
2GL5178	On/On	2	21 Amps	9 Amps	2
2GM5178	On/Off/On	2	21 Amps	9 Amps	2
6GM5B78	On/Off/(On)	2	21 Amps	9 Amps	2
6GM5M78	(On)/Off/(On)	2	21 Amps	9 Amps	2

All positions shown in brackets are momentary action only.

All above items include a neoprene toggle seal for splash resistance as standard.

Code numbers above are also rated for AC use (details available upon request).

Standard termination is 6.35mm blade (push-on). Various other terminals are available on request.

Standard hardware supplied is one piece each of knurled face nut and hex back-up nut.

Other switching configurations are available on request subject to minimum order quantities.

Various hardware (nuts and washers) and legend plates are available as options.

Various toggle lengths are available subject to minimum order quantities.

V-SERIES

The Carling Technologies' V Series are an innovative range of rocker switches used for general purpose switching. The versions depicted in this catalogue are single pole only. Double pole versions will be added to our inventory throughout 2002 and are currently available upon request. The standard range is ideal for 12 or 24 VDC control and are available in either momentary or maintained circuits in both single and double throw actions.

These high quality switches are moulded in tough, non corrosive nylon, polyester and polycarbonate. Their high IP (Index of Protection) rating and wide operating temperature range make them the ideal switch for exposed applications under the harshest of conditions. The snap action operation provides positive feedback to the operator at all times.

They are available in an extensive array of switching configurations, illumination options, electrical ratings, terminations, styles, colours and finishes. Several versions are depicted on the inside rear cover of this catalogue.

A multitude of imprinted markings are also available in either words or symbols or both. In addition, custom imprints, including logos, can be made upon request (subject to set-up charges and minimum order quantities). They have the added flexibility of removable actuators which means that rockers can be interchanged if required.

The V Series range has set the standard in high performance, consistently reliable and aesthetically appealing switches, proving that form and function can go together.

MAXIMUM DESIGN OPTIONS

Interchangeable actuators make panel design/redesign a snap. Use the VRT tool to remove the actuator, quickly and easily. A unique balance between aesthetics and functionality.

DUST AND WATER PROTECTION

Fully sealed fascia prevents ingress of dust, water and debris. Dual seal version is certified to IP68 (standard).

QUICK AND SIMPLE CONNECTIONS

Available in both eight and ten terminal base options, with or without terminal barriers. Eight terminal base with barriers is standard.

WITHSTANDS HIGH TEMPERATURES

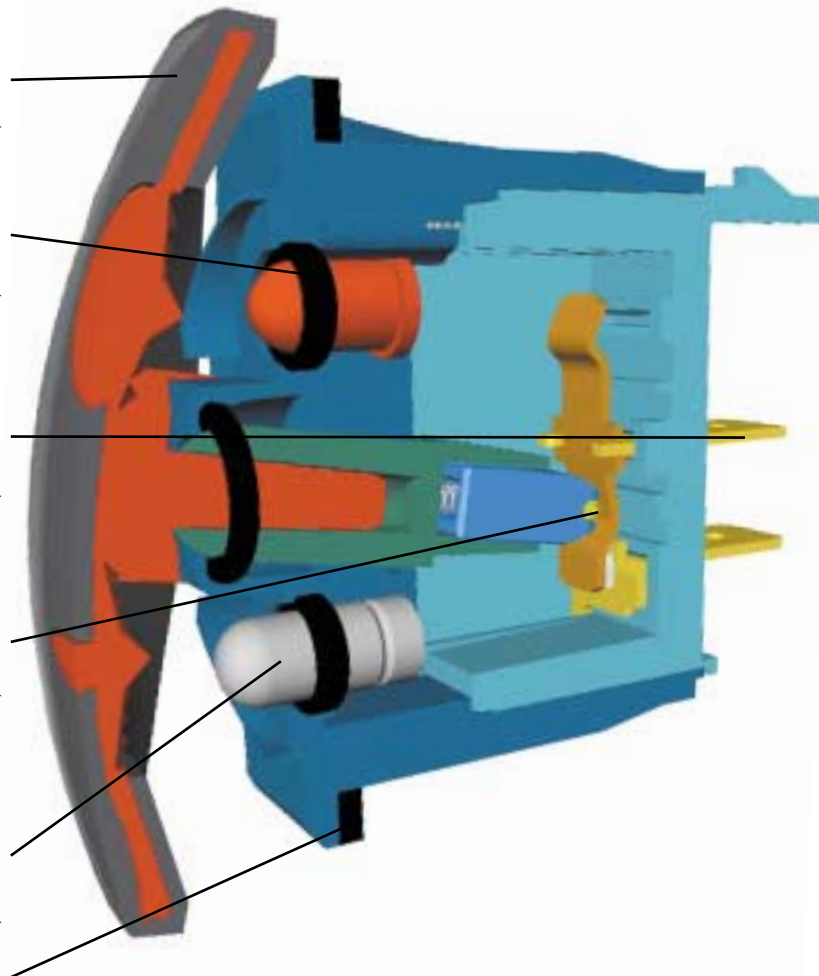
Roller pin mechanism eliminates need for lubricants, so it can withstand temperatures from -40°C to +85°C.

MULTIPLE LIGHTING OPTIONS

Incandescent lamps and LED illumination are available. LED illumination is offered in a wide range of colours and intensities. Incandescent is standard.

OPTIONAL PANEL SEAL

Prevents entry of water and dust behind panel.



V-SERIES

ELECTRICAL

Contact Rating	20 amps, 4-14 VDC 15 amps, 15-28 VDC Other Voltage ratings available upon request.
Dielectric Strength	1500 Volts RMS
Insulation Resistance	50 Megohms
Initial Contact Resistance	10 milliohms max. @ 4 VDC
Life	50,000- 100,000 cycles circuit dependent
Contacts	Silver cad-oxide, silver tin-oxide, fine silver
Terminals	Brass or copper/silver plate 1/4" (6.35mm) Quick Connect terminations standard. Other terminal configurations are available upon request.

MECHANICAL

Endurance	150,000 cycles minimum
-----------	------------------------

PHYSICAL CHARACTERISTICS

Illumination	Incandescent – rated 10,000 hours (standard) LED – rated 100,000 hours 1/2 life (optional) (LED is internally ballasted for voltages to 24 VDC) Other lighting configurations are available upon request.
Seals	Internal sealed version (standard) Optional external gasket panel seal (VPS)
Base	Polyester blend rated to 125C with a UL flammability rating of 94 V-0.
Actuator	Hard Surface (standard): Basic actuator structure moulded of thermoplastic polycarbonate with a hard Nylon 66 thermoplastic surface overlay. Soft Surface (optional): Basic actuator structure moulded of thermoplastic polycarbonate with an elastomer overlay (Contura II and III only).

ENVIRONMENTAL

Environmental	Sealed version: IP68, in accordance with IEC 529, BS 5490, DIN 400 50 & NFC 20 010. This rating applies to front panel components and signifies protection against dust and the prolonged effects of immersion under pressure. The standard test for immersion under pressure requires submersion under one metre of water for 30 minutes. The V-Series switch has exceeded these parameters, having been actuated and illuminated during submersion. NOTE: Sealed switch with optional panel gasket will meet IP67 rating.
Operating Temperature	-40 C to + 85 C
Salt Spray	Per Mil-Std 202F, Method 101D, Test Condition A, 48 Hrs. Sealed version only.
Dust	Per Mil-Std 810C, Method 510.2 Air Velocity 300 ±200 Feet/Min, Test Duration 16 Hrs.
Thermal Shock	Per Mil-Std 202F, Method 107F, Test Condition A, -55C to 85C. Test criteria – pre and post test contact resistance
Moisture Resistance	Per Mil-Std 202F, Method 106F, Test Criteria – pre and post test contact resistance
Ignition Protection	All Contura switches with sealed construction (standard) meet the requirements of UL1500/ISO8846 for ignition protection, in addition to compliance with EC directive 94/25/EC for marine products.

CERTIFICATIONS

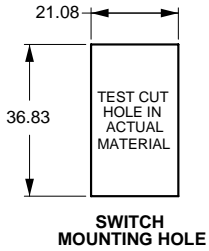
Agency Approvals



MOUNTING SPECIFICATIONS

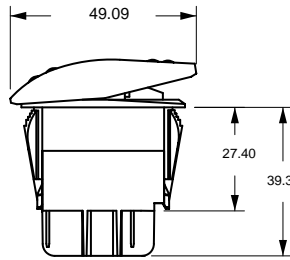
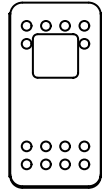
Switch Mounting Hole for single switch installation directly into material.

Consult Amelec for acceptable material thickness specifications.

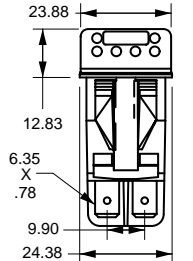


CONTURA II STYLE

SHOWN WITH SQUARE LENS (OPTIONAL)



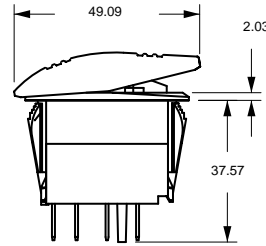
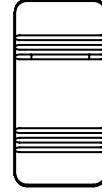
8 TERMINAL BASE W/BARRIERS (standard)



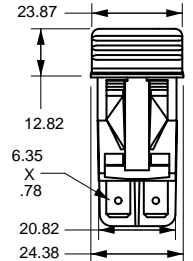
8 TERMINAL BASE W/BARRIERS (standard)

CONTURA III STYLE

SHOWN WITH BAR LENS (STANDARD)



8 TERMINAL BASE W/O BARRIERS (optional)

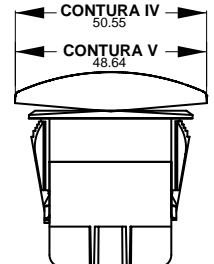



10 TERMINAL BASE W/BARRIERS (optional)

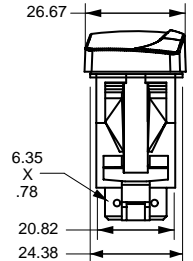
CONTURA IV & V STYLE

SHOWN WITH BAR LENS (STANDARD)

SHOWN WITH ROUND LENS (OPTIONAL)



10 TERMINAL BASE W/BARRIERS (optional)



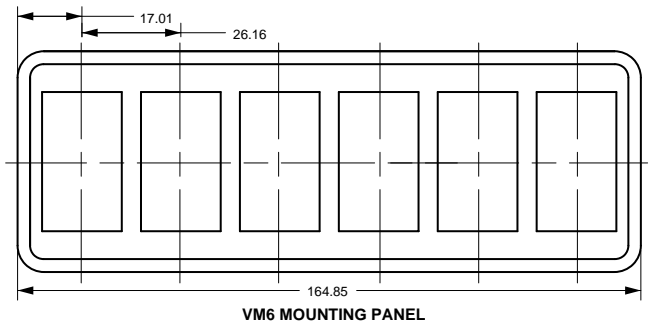
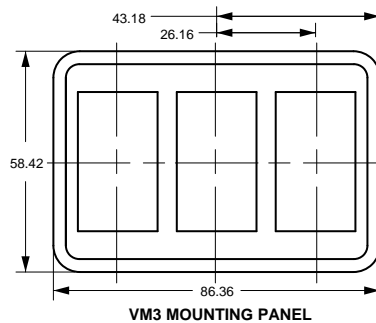
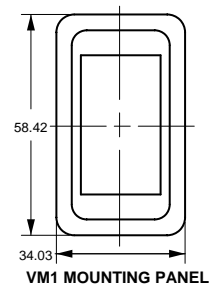
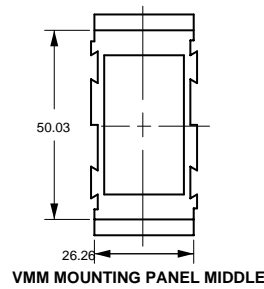
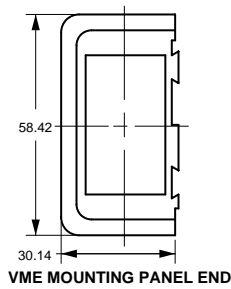
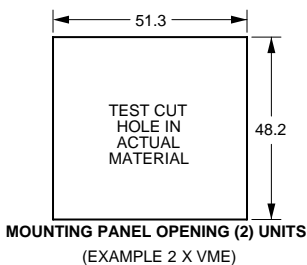
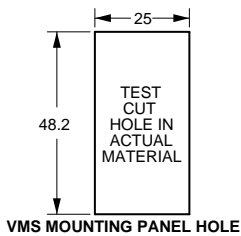
10 TERMINAL BASE W/O BARRIERS (optional)

All dimensions are shown in millimetres. Consult Amelec for tolerances.

MOUNTING PANELS

For mounting switches into materials utilising optional mounting panels.

Consult Amelec for acceptable material thickness specifications.



All dimensions are shown in millimetres. Consult Amelec for tolerances.



Fig. 3



Fig. 4



Fig. 5



Fig. 6



Fig. 7



Fig. 8

The Contura II range is offered in black and white, although various other colours are available to order. The standard version features the popular hard finished nylon actuator, although a soft touch, thermoplastic overlay finish is available upon request. The red bar lens on the indicator models has incandescent illumination.

Many other lens styles and colours as well as LED illumination are available as options. All switches depicted on this page are single pole only. Double pole versions are being added throughout 2002.

Code No.	Configuration	Rating	Voltage	Indicator	Figure
----------	---------------	--------	---------	-----------	--------

CONTURA II - BLACK

V1DAB60BAMC	Off/On	20 Amps	12 Vdc	Yes	4
V1DAB00BAMC	Off/On	20 Amps	12 Vdc	No	3
V2DAS00BAZC	Off/(On)	20 Amps	12 Vdc	No	3
V6DAD66BANC	On/Off/On	20 Amps	12 Vdc	Yes	5
V6DAD00BAZC	On/Off/On	20 Amps	12 Vdc	No	3
V7DAB60BAMC	On/Off/(On)	20 Amps	12 Vdc	Yes*	4
V7DAB00BAZC	On/Off/(On)	20 Amps	12 Vdc	No	3
V8DAS00BAZC	(On)/Off/(On)	20 Amps	12 Vdc	No	3
V1BAB80BAMC	Off/On	15 Amps	24 Vdc	Yes	4
V1BAB00BAMC	Off/On	15 Amps	24 Vdc	No	3
V2BAS00BAZC	Off/(On)	15 Amps	24 Vdc	No	3
V6BAD88BANC	On/Off/On	15 Amps	24 Vdc	Yes	5
V6BAD00BAZC	On/Off/On	15 Amps	24 Vdc	No	3
V7BAB80BAMC	On/Off/(On)	15 Amps	24 Vdc	Yes*	4
V7BAB00BAZC	On/Off/(On)	15 Amps	24 Vdc	No	3
V8BAS00BAZC	(On)/Off/(On)	15 Amps	24 Vdc	No	3

CONTURA II - WHITE

V1DAB60WAMY	Off/On	20 Amps	12 Vdc	Yes	7
V1DAB00WAMY	Off/On	20 Amps	12 Vdc	No	6
V2DAS00WAZY	Off/(On)	20 Amps	12 Vdc	No	6
V6DAD66WANY	On/Off/On	20 Amps	12 Vdc	Yes	8
V6DAD00WAZY	On/Off/On	20 Amps	12 Vdc	No	6
V7DAB60WAMY	On/Off/(On)	20 Amps	12 Vdc	Yes*	7
V7DAB00WAZY	On/Off/(On)	20 Amps	12 Vdc	No	6
V8DAS00WAZY	(On)/Off/(On)	20 Amps	12 Vdc	No	6
V1BAB80WAMY	Off/On	15 Amps	24 Vdc	Yes	7
V1BAB00WAMY	Off/On	15 Amps	24 Vdc	No	6
V2BAS00WAZY	Off/(On)	15 Amps	24 Vdc	No	6
V6BAD88WANY	On/Off/On	15 Amps	24 Vdc	Yes	8
V6BAD00WAZY	On/Off/On	15 Amps	24 Vdc	No	6
V7BAB80WAMY	On/Off/(On)	15 Amps	24 Vdc	Yes*	7
V7BAB00WAZY	On/Off/(On)	15 Amps	24 Vdc	No	6
V8BAS00WAZY	(On)/Off/(On)	15 Amps	24 Vdc	No	6

All positions shown in brackets are momentary action only.

Asterisk * indicates illuminated in latching position only (not momentary position).

All illuminated versions use filament lamps as standard. LED illumination is available on request.

All code numbers above are for DC rated switches. AC rated switches are available on request.

All code numbers above are single pole switches. Double pole switches are available on request.

Other switching configurations are available on request subject to minimum order quantities.

Various lens and illumination options are available on request, subject to minimum order quantities.

Standard and custom printed logo options are available on request, subject to minimum order quantities.

See inside back cover for examples of V Series variations and combinations available on request.



Fig. 9



Fig. 10



Fig. 11



Fig. 12



Fig. 13



Fig. 14

The Contura, III range is offered in black and white although various other colours are available to order. The standard version features the popular hard finished nylon actuator, although a soft touch, thermoplastic overlay finish is available upon request. The red bar lens on the indicator models has incandescent illumination.

Many other lens styles and colours as well as LED illumination are available as options. All switches depicted on this page are single pole only. Double pole versions are being added throughout 2002.

Code No.	Configuration	Rating	Voltage	Indicator	Figure
CONTURA III - BLACK					
V1DAB60BCMC	Off/On	20 Amps	12 Vdc	Yes	10
V1DAB00BCMC	Off/On	20 Amps	12 Vdc	No	9
V2DAS00BCZC	Off/(On)	20 Amps	12 Vdc	No	9
V6DAD66BCNC	On/Off/On	20 Amps	12 Vdc	Yes	11
V6DAD00BCZC	On/Off/On	20 Amps	12 Vdc	No	9
V7DAB60BCMC	On/Off/(On)	20 Amps	12 Vdc	Yes*	10
V7DAB00BCZC	On/Off/(On)	20 Amps	12 Vdc	No	9
V8DAS00BCZC	(On)/Off/(On)	20 Amps	12 Vdc	No	9
V1BAB80BCMC	Off/On	15 Amps	24 Vdc	Yes	10
V1BAB00BCMC	Off/On	15 Amps	24 Vdc	No	9
V2BAS00BCZC	Off/(On)	15 Amps	24 Vdc	No	9
V6BAD88BCNC	On/Off/On	15 Amps	24 Vdc	Yes	11
V6BAD00BCZC	On/Off/On	15 Amps	24 Vdc	No	9
V7BAB80BCMC	On/Off/(On)	15 Amps	24 Vdc	Yes*	10
V7BAB00BCZC	On/Off/(On)	15 Amps	24 Vdc	No	9
V8BAS00BCZC	(On)/Off/(On)	15 Amps	24 Vdc	No	9

CONTURA III - WHITE

V1DAB60WCMY	Off/On	20 Amps	12 Vdc	Yes	13
V1DAB00WCMY	Off/On	20 Amps	12 Vdc	No	12
V2DAS00WCZY	Off/(On)	20 Amps	12 Vdc	No	12
V6DAD66WCNY	On/Off/On	20 Amps	12 Vdc	Yes	14
V6DAD00WCZY	On/Off/On	20 Amps	12 Vdc	No	12
V7DAB60WCMY	On/Off/(On)	20 Amps	12 Vdc	Yes*	13
V7DAB00WCZY	On/Off/(On)	20 Amps	12 Vdc	No	12
V8DAS00WCZY	(On)/Off/(On)	20 Amps	12 Vdc	No	12
V1BAB80WCMY	Off/On	15 Amps	24 Vdc	Yes	13
V1BAB00WCMY	Off/On	15 Amps	24 Vdc	No	12
V2BAS00WCZY	Off/(On)	15 Amps	24 Vdc	No	12
V6BAD88WCNY	On/Off/On	15 Amps	24 Vdc	Yes	14
V6BAD00WCZY	On/Off/On	15 Amps	24 Vdc	No	12
V7BAB80WCMY	On/Off/(On)	15 Amps	24 Vdc	Yes*	13
V7BAB00WCZY	On/Off/(On)	15 Amps	24 Vdc	No	12
V8BAS00WCZY	(On)/Off/(On)	15 Amps	24 Vdc	No	12

All positions shown in brackets are momentary action only.

Asterisk * indicates illuminated in latching position only (not momentary position).

All illuminated versions use filament lamps as standard. LED illumination is available on request.

All code numbers above are for DC rated switches. AC rated switches are available on request.

All code numbers above are single pole switches. Double pole switches are available on request.

Other switching configurations are available on request subject to minimum order quantities.

Various lens and illumination options are available on request subject to minimum order quantities.

Standard and custom printed logo options are available on request subject to minimum order quantities.

See inside back cover for examples of V Series variations and combinations available on request.



Fig. 15



Fig. 16



Fig. 17



Fig. 18



Fig. 19



Fig. 20

The Contura IV range is offered in black and white although various other colours are available to order. The red bar lens on the indicator models has incandescent illumination.

The unique wedge shaped actuator provides flexibility in design by working with the curves and contours in contemporary applications. The surface finish draws on the latest styling cues and can be used in conjunction with the Contura V range for added versatility.

Many other lens styles and colours as well as LED illumination are available as options. All switches depicted on this page are single pole only. Double pole versions are being added throughout 2002.

Code No.	Configuration	Rating	Voltage	Indicator	Figure
----------	---------------	--------	---------	-----------	--------

CONTURA IV - BLACK - LEFT ORIENTATION

V1DAB60BEMC	Off/On	20 Amps	12 Vdc	Yes	16
V1DAB00BEMC	Off/On	20 Amps	12 Vdc	No	15
V2DAS00BEZC	Off/(On)	20 Amps	12 Vdc	No	15
V6DAD66BENC	On/Off/On	20 Amps	12 Vdc	Yes	17
V6DAD00BEZC	On/Off/On	20 Amps	12 Vdc	No	15
V7DAB60BEMC	On/Off/(On)	20 Amps	12 Vdc	Yes*	16
V7DAB00BEZC	On/Off/(On)	20 Amps	12 Vdc	No	15
V8DAS00BEZC	(On)/Off/(On)	20 Amps	12 Vdc	No	15
V1BAB80BEMC	Off/On	15 Amps	24 Vdc	Yes	16
V1BAB00BEMC	Off/On	15 Amps	24 Vdc	No	15
V2BAS00BEZC	Off/(On)	15 Amps	24 Vdc	No	15
V6BAD88BENC	On/Off/On	15 Amps	24 Vdc	Yes	17
V6BAD00BEZC	On/Off/On	15 Amps	24 Vdc	No	15
V7BAB80BEMC	On/Off/(On)	15 Amps	24 Vdc	Yes*	16
V7BAB00BEZC	On/Off/(On)	15 Amps	24 Vdc	No	15
V8BAS00BEZC	(On)/Off/(On)	15 Amps	24 Vdc	No	15

CONTURA IV - WHITE - LEFT ORIENTATION

V1DAB60WEMY	Off/On	20 Amps	12 Vdc	Yes	19
V1DAB00WEMY	Off/On	20 Amps	12 Vdc	No	18
V2DAS00WEZY	Off/(On)	20 Amps	12 Vdc	No	18
V6DAD66WENY	On/Off/On	20 Amps	12 Vdc	Yes	20
V6DAD00WEZY	On/Off/On	20 Amps	12 Vdc	No	18
V7DAB60WEMY	On/Off/(On)	20 Amps	12 Vdc	Yes*	19
V7DAB00WEZY	On/Off/(On)	20 Amps	12 Vdc	No	18
V8DAS00WEZY	(On)/Off/(On)	20 Amps	12 Vdc	No	18
V1BAB80WEMY	Off/On	15 Amps	24 Vdc	Yes	19
V1BAB00WEMY	Off/On	15 Amps	24 Vdc	No	18
V2BAS00WEZY	Off/(On)	15 Amps	24 Vdc	No	18
V6BAD88WENY	On/Off/On	15 Amps	24 Vdc	Yes	20
V6BAD00WEZY	On/Off/On	15 Amps	24 Vdc	No	18
V7BAB80WEMY	On/Off/(On)	15 Amps	24 Vdc	Yes*	19
V7BAB00WEZY	On/Off/(On)	15 Amps	24 Vdc	No	18
V8BAS00WEZY	(On)/Off/(On)	15 Amps	24 Vdc	No	18

All positions shown in brackets are momentary action only.

Asterisk * indicates illuminated in latching position only (not momentary position).

All illuminated versions use filament lamps as standard. LED illumination is available on request.

All code numbers above are for DC rated switches. AC rated switches are available on request.

All code numbers above are single pole switches. Double pole switches are available on request.

Other switching configurations are available on request subject to minimum order quantities.

Various lens and illumination options are available on request subject to minimum order quantities.

Standard and custom printed logo options are available on request subject to minimum order quantities.

See inside back cover for examples of V Series variations and combinations available on request.



Fig. 21



Fig. 22



Fig. 23



Fig. 24



Fig. 25



Fig. 26

The Contura IV range is offered in black and white although various other colours are available to order. The red bar lens on the indicator models has incandescent illumination.

The unique wedge shaped actuator provides flexibility in design by working with the curves and contours in contemporary applications. The surface finish draws on the latest styling cues and can be used in conjunction with the Contura V range for added versatility.

Many other lens styles and colours as well as LED illumination are available as options. All switches depicted on this page are single pole only. Double pole versions are being added throughout 2002.

Code No.	Configuration	Rating	Voltage	Indicator	Figure
----------	---------------	--------	---------	-----------	--------

CONTURA IV - RIGHT ORIENTATION - BLACK

V1DAB60BFMC	Off/On	20 Amps	12 Vdc	Yes	22
V1DAB00BFMC	Off/On	20 Amps	12 Vdc	No	21
V2DAS00BFZC	Off/(On)	20 Amps	12 Vdc	No	21
V6DAD66BFNC	On/Off/On	20 Amps	12 Vdc	Yes	23
V6DAD00BFZC	On/Off/On	20 Amps	12 Vdc	No	21
V7DAB60BFMC	On/Off/(On)	20 Amps	12 Vdc	Yes*	22
V7DAB00BFZC	On/Off/(On)	20 Amps	12 Vdc	No	21
V8DAS00BFZC	(On)/Off/(On)	20 Amps	12 Vdc	No	21
V1BAB80BFMC	Off/On	15 Amps	24 Vdc	Yes	22
V1BAB00BFMC	Off/On	15 Amps	24 Vdc	No	21
V2BAS00BFZC	Off/(On)	15 Amps	24 Vdc	No	21
V6BAD88BFNC	On/Off/On	15 Amps	24 Vdc	Yes	23
V6BAD00BFZC	On/Off/On	15 Amps	24 Vdc	No	21
V7BAB80BFMC	On/Off/(On)	15 Amps	24 Vdc	Yes*	22
V7BAB00BFZC	On/Off/(On)	15 Amps	24 Vdc	No	21
V8BAS00BFZC	(On)/Off/(On)	15 Amps	24 Vdc	No	21

CONTURA IV - RIGHT ORIENTATION - WHITE

V1DAB60WFMY	Off/On	20 Amps	12 Vdc	Yes	25
V1DAB00WFMY	Off/On	20 Amps	12 Vdc	No	24
V2DAS00WFZY	Off/(On)	20 Amps	12 Vdc	No	24
V6DAD66WFNY	On/Off/On	20 Amps	12 Vdc	Yes	26
V6DAD00WFZY	On/Off/On	20 Amps	12 Vdc	No	24
V7DAB60WFMY	On/Off/(On)	20 Amps	12 Vdc	Yes*	25
V7DAB00WFZY	On/Off/(On)	20 Amps	12 Vdc	No	24
V8DAS00WFZY	(On)/Off/(On)	20 Amps	12 Vdc	No	24
V1BAB80WFMY	Off/On	15 Amps	24 Vdc	Yes	25
V1BAB00WFMY	Off/On	15 Amps	24 Vdc	No	24
V2BAS00WFZY	Off/(On)	15 Amps	24 Vdc	No	24
V6BAD88WFNY	On/Off/On	15 Amps	24 Vdc	Yes	26
V6BAD00WFZY	On/Off/On	15 Amps	24 Vdc	No	24
V7BAB80WFMY	On/Off/(On)	15 Amps	24 Vdc	Yes*	25
V7BAB00WFZY	On/Off/(On)	15 Amps	24 Vdc	No	24
V8BAS00WFZY	(On)/Off/(On)	15 Amps	24 Vdc	No	24

All positions shown in brackets are momentary action only.

Asterisk * indicates illuminated in latching position only (not momentary position).

All illuminated versions use filament lamps as standard. LED illumination is available on request.

All code numbers above are for DC rated switches. AC rated switches are available on request.

All code numbers above are single pole switches. Double pole switches are available on request.

Other switching configurations are available on request subject to minimum order quantities.

Various lens and illumination options are available on request subject to minimum order quantities.

Standard and custom printed logo options are available on request subject to minimum order quantities.

See inside back cover for examples of V Series variations and combinations available on request.



Fig. 27



Fig. 28



Fig. 29



Fig. 30



Fig. 31



Fig. 32

The Contura V range is offered in black and white although various other colours are available to order. The red bar lens on the indicator models has incandescent illumination.

The unique arch shaped actuator provides flexibility in design by working with the curves and contours in contemporary applications. The surface finish draws on the latest styling cues and can be used in conjunction with the Contura IV range for added versatility.

Many other lens styles and colours as well as LED illumination are available as options. All switches depicted on this page are single pole only. Double pole versions are being added throughout 2002.

Code No.	Configuration	Rating	Voltage	Indicator	Figure
----------	---------------	--------	---------	-----------	--------

CONTURA V - BLACK

V1DAB60BGMC	Off/On	20 Amps	12 Vdc	Yes	28
V1DAB00BGMC	Off/On	20 Amps	12 Vdc	No	27
V2DAS00BGZC	Off/(On)	20 Amps	12 Vdc	No	27
V6DAD66BGNC	On/Off/On	20 Amps	12 Vdc	Yes	29
V6DAD00BGZC	On/Off/On	20 Amps	12 Vdc	No	27
V7DAB60BGMC	On/Off/(On)	20 Amps	12 Vdc	Yes*	28
V7DAB00BGZC	On/Off/(On)	20 Amps	12 Vdc	No	27
V8DAS00BGZC	(On)/Off/(On)	20 Amps	12 Vdc	No	27
V1BAB80BGMC	Off/On	15 Amps	24 Vdc	Yes	28
V1BAB00BGMC	Off/On	15 Amps	24 Vdc	No	27
V2BAS00BGZC	Off/(On)	15 Amps	24 Vdc	No	27
V6BAD88BGNC	On/Off/On	15 Amps	24 Vdc	Yes	29
V6BAD00BGZC	On/Off/On	15 Amps	24 Vdc	No	27
V7BAB80BGMC	On/Off/(On)	15 Amps	24 Vdc	Yes*	28
V7BAB00BGZC	On/Off/(On)	15 Amps	24 Vdc	No	27
V8BAS00BGZC	(On)/Off/(On)	15 Amps	24 Vdc	No	27

CONTURA V - WHITE

V1DAB60WGMY	Off/On	20 Amps	12 Vdc	Yes	31
V1DAB00WGMY	Off/On	20 Amps	12 Vdc	No	30
V2DAS00WGZY	Off/(On)	20 Amps	12 Vdc	No	30
V6DAD66WGNV	On/Off/On	20 Amps	12 Vdc	Yes	32
V6DAD00WGZY	On/Off/On	20 Amps	12 Vdc	No	30
V7DAB60WGMV	On/Off/(On)	20 Amps	12 Vdc	Yes*	31
V7DAB00WGZY	On/Off/(On)	20 Amps	12 Vdc	No	30
V8DAS00WGZY	(On)/Off/(On)	20 Amps	12 Vdc	No	30
V1BAB80WGMV	Off/On	15 Amps	24 Vdc	Yes	31
V1BAB00WGMV	Off/On	15 Amps	24 Vdc	No	30
V2BAS00WGZY	Off/(On)	15 Amps	24 Vdc	No	30
V6BAD88WGNV	On/Off/On	15 Amps	24 Vdc	Yes	32
V6BAD00WGZY	On/Off/On	15 Amps	24 Vdc	No	30
V7BAB80WGMV	On/Off/(On)	15 Amps	24 Vdc	Yes*	31
V7BAB00WGZY	On/Off/(On)	15 Amps	24 Vdc	No	30
V8BAS00WGZY	(On)/Off/(On)	15 Amps	24 Vdc	No	30

All positions shown in brackets are momentary action only.

Asterisk * indicates illuminated in latching position only (not momentary position)

All illuminated versions use filament lamps as standard. LED illumination is available on request.

All code numbers above are for DC rated switches. AC rated switches are available on request.

All code numbers above are single pole switches. Double pole switches are available on request.

Other switching configurations are available on request subject to minimum order quantities.

Various lens and illumination options are available on request subject to minimum order quantities.

Standard and custom printed logo options are available on request subject to minimum order quantities.

See inside back cover for examples of V Series variations and combinations available on request.

A versatile range of mounting accessories are available to complement the appearance of the Contura V Series rocker switches. Available in both black and white, the matte finish will enhance any installation. The VM1 panel is designed for the installation of a single switch while the new cluster styles of the three gang VM3 and six gang VM6 models are extremely versatile.

The VM range of mounting accessories is a cost effective and efficient addition to any of the Contura V Series range.



Fig. 33



Fig. 34



Fig. 35



Fig. 36



Fig. 37



Fig. 38

Code No.	Description	Colour	Figure
STANDARD MOUNTING PANELS			
VM1-01	1 gang module cluster	Black	33
VM1-02	1 gang module cluster	White	36
VM3-01	3 gang module cluster	Black	34
VM3-02	3 gang module cluster	White	37
VM6-01	6 gang module cluster	Black	35
VM6-02	6 gang module cluster	White	38



Fig. 39



Fig. 40

A versatile range of mounting accessories are available to complement the appearance of the Contura V Series rocker switches. Available in both black and white, the matte finish will enhance any installation.

The modular nature of the VME and VMM panels makes customising a breeze, as individual panels can be assembled into rows of user defined lengths.

The VM range of mounting accessories is a cost effective and efficient addition to any of the Contura V Series range.

Code No.	Description	Colour	Figure
MODULAR MOUNTING PANELS			
VME-01	End section	Black	41
VME-02	End section	White	39
VMM-01	Mid section	Black	42
VMM-02	Mid section	White	40



Fig. 41



Fig. 42




Fig. 43

The VHP mounting hole plug is a cost effective way of allowing for future expansion of switch panels. The plug is available in black or white and can be used with the full range of VM series mounting panels.

This simple and versatile plug can easily be removed when required to allow for the installation of any of the Carling Contura V Series rocker switch range.

Code No.	Description	Colour	Figure
MOUNTING HOLE PLUGS			
VHP-01	Hole plug	Black	44
VHP-02	Hole plug	White	43



Fig. 44




Fig. 45

The VPS gasket or seal is designed to reduce the ingress of water and dust into any panel. The gasket installs on the switch prior to installation and provides an effective seal between the surround of the switch and the material into which it is installed.

It is also suitable for use with the VM range of mounting panels. The rubber foam gasket is available in black only but is not visible once installed so can be used with any colour switch or mounting panel.

Code No.	Description	Colour	Figure
MOUNTING GASKET			
VPS	Panel Seal	Black	45





Carling Technologies' V Series rocker switches are available in a multitude of styles, switching configurations, actuator colours and finishes, lens type and colours. A vast array of actuator imprints are available including words and symbols, printed on either the lens or the body.

In addition, customised imprints can be made to specification including logos (subject to set-up charge and minimum order quantities). The images on this page depict only a small sample of the thousands of combinations of V Series Contura rocker switches available from Carling Technologies.

For comprehensive information on the complete range of Carling Technologies' switch programme please contact us at the following location:

Amelec Marine Sales

16 Parkinson Lane
O'Connor WA 6163

Tel: 08 9331 3100
Fax: 08 9331 5150
Email: mail@amelec.com.au
Web: www.amelec.com.au



©2002 Amelec Australia Pty Ltd. ABN 38 009 386 216.

Catalogue reference Carling 02A. Release date July 2002.

All rights reserved. This catalogue may not be reproduced in full or part, by any means without the written permission of the copyright owners - Amelec Australia Pty Ltd.

Carling Technologies, Carlingswitch and Contura are registered trademarks of Carling Technologies, Inc, USA.

Disclaimer: E & O.E. The information and specifications detailed in this catalogue were deemed to be correct at date of printing. Amelec Australia Pty Ltd however, reserves the right, subject to Australian law, at any time, at its discretion and without notice, to change the information and specifications within.



Amelec Marine Sales
16 Parkinson Lane
O'Connor WA 6163

Telephone +61 8 9331 3100
Facsimile +61 8 9331 5150
Email mail@amelec.com.au

MARINE ELECTRICAL & ELECTRONIC PRODUCTS AUSTRALIA WIDE

www.amelec.com.au