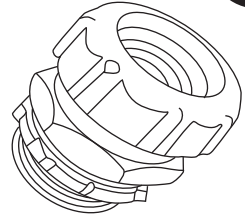




INSTALLATION GUIDE FOR THE CONNECTION OF STAINLESS STEEL LIQUIDTIGHT FLEXIBLE METALLIC CONDUIT



This guide shows the proper method of installing T&B® liquidtight Fittings. The selection of the proper raceway, the most appropriate T&B Fitting plus correct installation techniques will provide both the high performance and reliability demanded by specifying engineers. The following are the characteristics and specifications for the selection of the appropriate T&B Fittings.



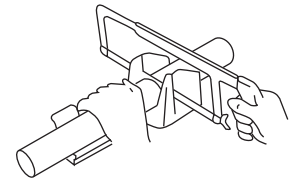
EXCLUSIVE FEATURES

- Up to 1" size uses SAFE-EDGE® Steel grounding cones with no sharp edges.
- Blue nylon insulated throats.

Cat. No.	SIZE	Description
5331SST6	3/8"	Stainless Steel Fittings
5332SST6	1/2"	Stainless Steel Fittings
5333SST6	3/4"	Stainless Steel Fittings
5334SST6	1"	Stainless Steel Fittings
5335SST6	1-1/4"	Stainless Steel Fittings
5336SST6	1-1/2"	Stainless Steel Fittings
5337SST6	2"	Stainless Steel Fittings
5341SST6	3/8"	45° Stainless Steel Fittings
5342SST6	1/2"	45° Stainless Steel Fittings
5343SST6	3/4"	45° Stainless Steel Fittings
5344SST6	1"	45° Stainless Steel Fittings
5345SST6	1-1/4"	45° Stainless Steel Fittings
5346SST6	1-1/2"	45° Stainless Steel Fittings
5347SST6	2"	45° Stainless Steel Fittings
5351SST6	3/8"	90° Stainless Steel Fittings
5352SST6	1/2"	90° Stainless Steel Fittings
5353SST6	3/4"	90° Stainless Steel Fittings
5354SST6	1"	90° Stainless Steel Fittings
5355SST6	1-1/4"	90° Stainless Steel Fittings
5356SST6	1-1/2"	90° Stainless Steel Fittings
5357SST6	2"	90° Stainless Steel Fittings

INSTALLATION INSTRUCTION

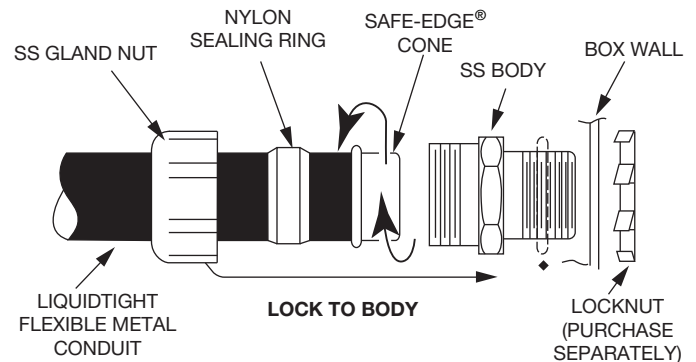
1. Cut the end of the flexible conduit with a clean square cut.
 - 1). Use metal jig. (available from conduit manufacturers)
 - 2). Use 32 Tooth/In. no. set, sharp hacksaw.
 - 3). For high production use 24-32 Tooth/In. set, power band saw, not more than 400'/minute.



DO NOT USE ABRASIVE WHEEL.

ASSEMBLY

- A. Slide on gland nut.
- B. Slide on nylon sealing ring.
- C. Thread in SAFE-EDGE® Cone.
- D. *For knockout applications, use T&B 141SST or 141 series locknuts and 5262 series sealing O-Rings. (Purchase separately)
- E. Tighten gland nut to UL recommended value.



SPECIFICATIONS T&B® LIQUIDTIGHT FITTINGS

- UL listed liquidtight.
- CSA certified, dust tight & watertight.
- NPT threads per ANSI/ASME B1.20.1
- Add (HT) to above cat. numbers (Ex. 5331SST6HT) for high temperature version.
- Add (-6) to above cat. numbers (Ex. 5331SST6-6) for version with stainless steel ground cone (not listed).
- Add (-6HT) to above cat. numbers (Ex. 5331SST6-6HT) for high temperature version with stainless steel ground cone (not listed).

WARRANTY: Thomas & Betts sells this product with the understanding that the user will perform all necessary tests to determine the suitability of this product for the user's intended application. Thomas & Betts warrants that this product will be free from defects in materials or workmanship for a period of two (2) years following the date of purchase. Upon prompt notification of any warranted defect, Thomas & Betts will, at its option, repair or replace the defective product. Misuse, misapplication or modification of Thomas & Betts Products immediately voids all warranties.

Limitations and Exclusions: THE ABOVE WARRANTY IS THE SOLE WARRANTY CONCERNING THIS PRODUCT, AND IS IN LIEU OF ALL OTHER WARRANTIES EXPRESS OR IMPLIED, INCLUDING BUT NOT LIMITED TO ANY IMPLIED WARRANTY OF MERCHANTABILITY OR FITNESS FOR A PARTICULAR PURPOSE, WHICH ARE SPECIFICALLY DISCLAIMED. LIABILITY FOR BREACH OF THE ABOVE WARRANTY IS LIMITED TO COST OF REPAIR OR REPLACEMENT OF THE PRODUCT, AND UNDER NO CIRCUMSTANCES WILL THOMAS & BETTS BE LIABLE FOR ANY INDIRECT, SPECIAL, INCIDENTAL OR CONSEQUENTIAL DAMAGES.

Thomas & Betts Corporation
Memphis, Tennessee
www.tnb.com