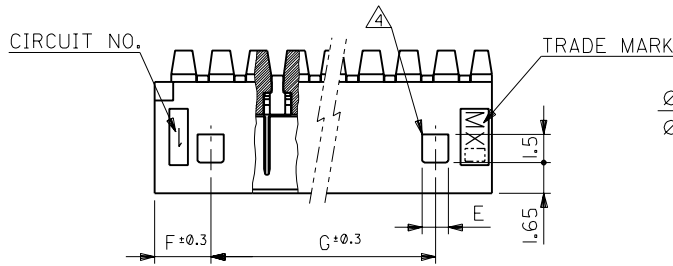


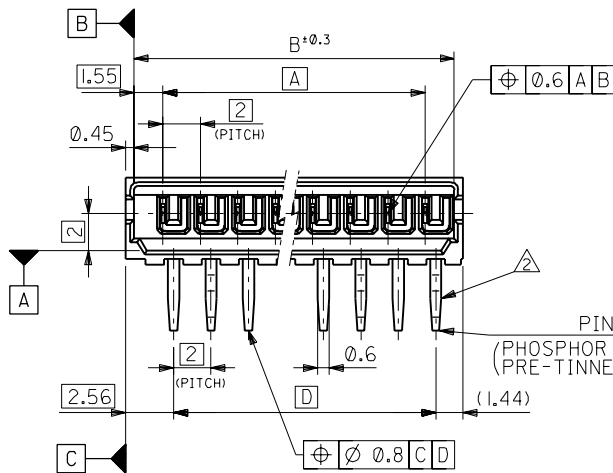
ENG. NO. SD-53015-***1*
EDP NO.
DIMENSIONS IN METRIC DO NOT SCALE DRAWING



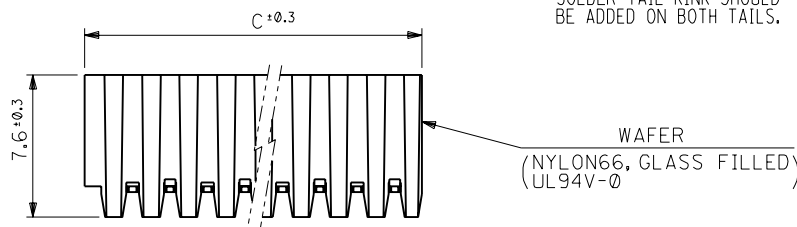
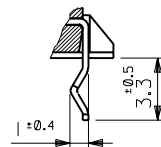
∅ 0.9-0.1 (DRILL HOLE)
∅ 0.8-0.1 (PUNCH HOLE)
(NON-ACCUMULATIVE)
2±0.1 (PITCH)



RECOMMENDED P.C. BOARD HOLE DIMENSION (REFERENCE) t=1.6



KINK FORM FOR 2 CKTS.
SOLDER TAIL KINK SHOULD BE ADDED ON BOTH TAILS.



NOTES

- 1 MATES WITH : 51004-***00
- △ KINK TO BE ADDED ON THE ODD NUMBER SOLDER TAILS. (FROM THE TRADE MARK SIDE.)
- △ * MARK INDICATES DYED COLOR : "1" BLACK, "2" RED, "3" YELLOW
- △ LOCKING HOLE : 1 PLACE FOR 2, 3 CKTS, 2 PLACES FOR 4 CKTS. AND MORE THAN 4 CKTS.

26	3	1.4	28	32	31.1	28	53015-151*	15
24	3	1.4	26	30	29.1	26	-141*	14
22	3	1.4	24	28	27.1	24	-131*	13
20	3	1.4	22	26	25.1	22	-121*	12
18	3	1.4	20	24	23.1	20	-111*	11
16	3	1.4	18	22	21.1	18	-101*	10
14	3	1.4	16	20	19.1	16	-091*	9
12	3	1.4	14	18	17.1	14	-081*	8
10	3	1.4	12	16	15.1	12	-071*	7
8	3	1.4	10	14	13.1	10	-061*	6
6	3	1.4	8	12	11.1	8	-051*	5
4	3	1.4	6	10	9.1	6	-041*	4
--	4	3.4	4	8	7.1	4	-031*	3
--	3	1.4	2	6	5.1	2	53015-021*	2
G	F	E	D	C	B	A	ENG. NO. △	NO. OF CKTS.

角度 ANGLE	±3°
30以上 OVER	±0.3
10以上 30未滿 UNDER	±0.25
10未滿 UNDER	±0.2
一般公差 GENERAL TOLERANCES	

材料 MATERIAL	SEE DWG.
仕上げ FINISH	--
適用電線範囲 WIRE RANGE	--
被覆外径 INS. RANGE	--
DRAWN BY M.HENMI '92/5/27	CHK'D BY '92/05/28
APP'D BY '92/05/28	尺度 SCALE 4-1

材料 MATERIAL		SEE DWG.	molex MOLEX-JAPAN CO.,LTD. 日本モレックス株式会社	
仕上げ FINISH		--	EDP. NO.	
適用電線範囲 WIRE RANGE		--	ENG. NO.	
被覆外径 INS. RANGE		--	SD-53015-***1*	
DRAWN BY M.HENMI '92/5/27		CHK'D BY '92/05/28	TITLE 名称	
APP'D BY '92/05/28		尺度 SCALE 4-1	2.0 LOW PROFILE WAFER ASS'Y	
REVISE ONLY ON CAD SYSTEM			REV 0	

THIS DRAWING CONTAINS INFORMATION THAT IS PROPRIETARY TO MOLEX(JAPAN) AND SHOULD NOT BE USED WITHOUT WRITTEN PERMISSION
本図面は日本モレックス(株)の所有する情報を含むもので 当社の許可なく複製を禁止する。