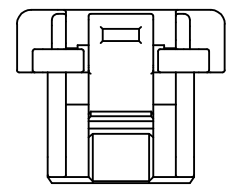
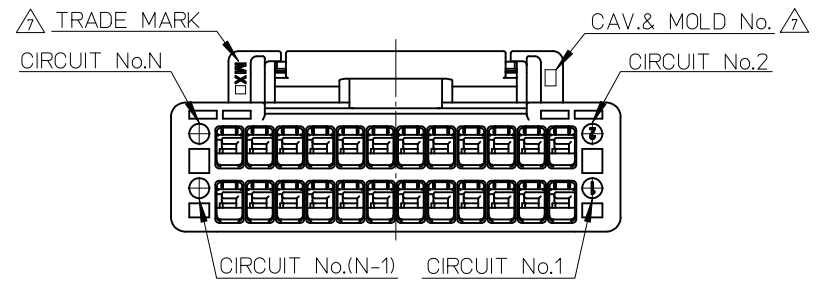
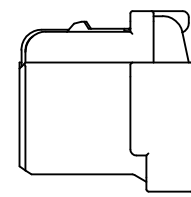


10CKTのロック形状  
FIGURE OF 10 CIRCUIT



8CKTのロック形状  
FIGURE OF 8 CIRCUIT



22.5	28.3	503149 - 320*	32
21.0	26.8	503149 - 300*	30
19.5	25.3	503149 - 280*	28
16.5	22.3	503149 - 240*	24
15.0	20.8	503149 - 220*	22
13.5	19.3	503149 - 200*	20
10.5	16.3	503149 - 160*	16
7.5	13.3	503149 - 120*	12
6.0	11.8	503149 - 100*	10
4.5	10.3	503149 - 080*	8
B	A	MATERIAL AND ORDER No. $\triangle$	CIRCUIT No.

REVISED EC NO.: J2010-2056 DRWN: YG010 2010/02/04 CHKD: KASAKAWA 2010/04/16 APPR: NUKITA 2010/04/17	GENERAL TOLERANCES (UNLESS SPECIFIED)		DIMENSION STYLE MM ONLY		SCALE 4:1	DESIGN UNITS METRIC	THIRD ANGLE PROJECTION	
	10 UNDER	±0.2	DRAWN BY T. HANYU	DATE 2008/1/8	TITLE 1.5 W/B CONN. DUAL PLUG HOUSING			
	10 OVER 30 UNDER	±0.25	CHECKED BY K. ASAKAWA	DATE 2008/1/8				
	30 OVER	±0.3	APPROVED BY Y. ITO	DATE 2008/1/8	MATERIAL NO. SEE CHART DOCUMENT NO. SD-503149-001 SHEET NO. 1 OF 2			
	ANGULAR ±1 °		DRAFT WHERE APPLICABLE MUST REMAIN WITHIN DIMENSIONS					
SIZE A3		THIS DRAWING CONTAINS INFORMATION THAT IS PROPRIETARY TO MOLEX INCORPORATED AND SHOULD NOT BE USED WITHOUT WRITTEN PERMISSION						

NOTES

1. 材料 PBT UL94V-0  
MATERIAL
  2. 嵌合相手: 503148, 503154 シリーズ  
MATE WITH: 503148, 503154 SERIES
  3. 適合ターミナル: 502579, 503429 シリーズ  
APPLICABLE TERMINAL: 502579, 503429 SERIES
- △ 極数/2=偶数極の場合に適用  
APPLY FOR (CIRCUIT/2=EVEN)

△ 製品番号  
MATERIAL No.

503149 - \*\*0\*

↑ 極数      ↑ 色  
CIRCUIT SIZE      COLOR

COLOR	黒 BLACK	赤 RED	青 BLUE	緑 GREEN	ベージュ BEIGE (NATURAL)
COLOR No.	1	2	4	6	0

6. 本製品のプラスチック部に黒点・白点等が確認される場合や色合いが異なる場合がありますが、製品性能に問題はありません。  
THERE IS NO INFLUENCE IN THE PRODUCT PERFORMANCE THOUGH THE BLACK AND WHITE SPOT ETC. MIGHT BE CONFIRMED TO THE PLASTIC PART OF THIS PRODUCT AND THE SADE MIGHT BE DIFFERENT.
- △ トレードマーク: MXプラス1文字の製造工場を示すアルファベットにて表示  
但し"J"はJAPANを示す。(例: MXJ)  
キャビティ番号: 1桁から2桁の数字にて表示  
金型番号: アルファベット1文字にて表示  
FORMED BY MA AND 1 MORE LETTER OF ALPHABET WHICH MEAN THE MANUFACTORY. BUT "J" MEANS JAPAN. (TO TRADE MARK) (e.g. MXJ)  
AND BY 1 - 2 DIGIT NUMBER (TO CAVITY No.)  
AND BY 1 LETTER OF ALPHABET (TO MOLD No.)
8. アプリケーション仕様書 (コネクタ取扱説明書): AS-503149-001  
APPLICATION SPECIFICATIONS (CONNECTOR MANUAL): AS-503149-001
  9. 製品仕様書: PS-503148-001 / PS-503154-001  
PRODUCT SPECIFICATION: PS-503148-001 / PS-503154-001
  10. ELV及びRoHS適合品  
ELV AND RoHS COMPLIANT

REVISED EC NO: J2010-2056 DRWN: YGOTO 2010/02/04 CHKD: KASAKAWA 2010/04/16 APPR: NUKITA 2010/04/17	GENERAL TOLERANCES (UNLESS SPECIFIED)		DIMENSION STYLE MM ONLY	SCALE 1:1	DESIGN UNITS METRIC	THIRD ANGLE PROJECTION
	10 UNDER	±0.2	DRAWN BY T. HANYU	DATE 2008/1/8	TITLE 1.5 W/B CONN. DUAL PLUG HOUSING	
	10 OVER 30 UNDER	±0.25	CHECKED BY K. ASAKAWA	DATE 2008/1/8	MOLEX INCORPORATED	
	30 OVER	±0.3	APPROVED BY Y. ITO	DATE 2008/1/8	MATERIAL NO. SD-503149-001	SHEET NO. 2 OF 2
	ANGULAR ±1 °	DRAFT WHERE APPLICABLE MUST REMAIN WITHIN DIMENSIONS	SEE CHART	THIS DRAWING CONTAINS INFORMATION THAT IS PROPRIETARY TO MOLEX INCORPORATED AND SHOULD NOT BE USED WITHOUT WRITTEN PERMISSION		