
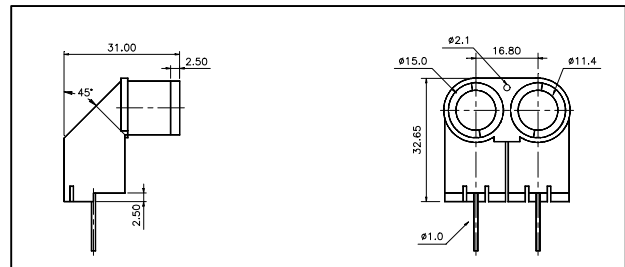


Air Ultrasonic Ceramic Transducers

500MB120



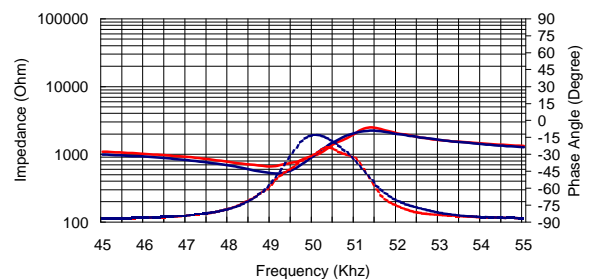
Dimensions: dimensions are in mm



Impedance/Phase Angle vs. Frequency

Tested under 1Vrms Oscillation Level

Transmitter Impedance ————
 Transmitter Phase
 Receiver Impedance ————
 Receiver Phase



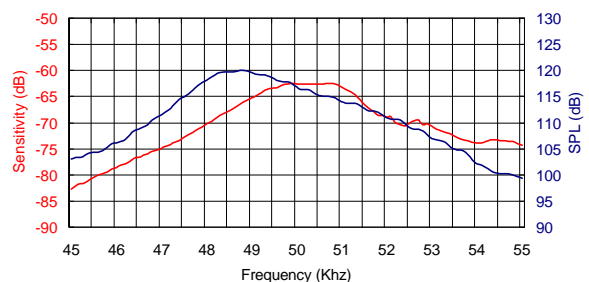
Specification

500MB120	Dual Transducer
Center Frequency	50.0±1.0Khz
Bandwidth (-6dB)	3Khz
Transmitting Sound Pressure Level at 50.0Khz; 0dB re 0.0002µbar per 10Vrms at 30cm	113dB min.
Receiving Sensitivity at 50.0Khz 0dB = 1 volt/µbar	-67dB min.
Sensitivity/Cross Talk Ratio	15 dB
Nominal Impedance (Trans.)	1000 Ohm
Capacitance at 1Khz ±20%	2400 pF
Max. Driving Voltage (cont.)	20Vrms
Total Beam Angle -6dB	30°
Operation Temperature	-20 to 70°C
Storage Temperature	-40 to 80°C

All specification taken typical at 25°C
 Closer frequency tolerance can be supplied upon request.

Sensitivity/Sound Pressure Level

Tested under 10Vrms @30cm



Beam Angle:

Tested at 50.0Khz frequency

