

Contents

Pages

Definite Purpose Contactors

Class 42, 45 Product Nomenclature	9/2
Class 42, 45 General Application	9/3
Class 42, 45 Part Numbers	9/4
Class 42 Modifications & Accessories	9/5

Definite Purpose Starters

Class 16 Product Nomenclature	9/6
Class 16 General Application	9/7
Class 16 Part Numbers	9/8
Class 16 Modifications & Accessories	9/9

Replacement Parts for DP Controls

Class 16, 42 Replacement parts	9/10-9/11
Class 16 Overload Heater Tables	9/12-9/14
DP Cross Reference	9/15

1

2

3

4

5

6

7

8

9


Definite Purpose Control

Definite Purpose Contactors

Class 42 & 45 product nomenclature


Class 45 D.P. CONTACTOR

Information shown on nomenclature sheets is for reference only to identify devices from existing catalog numbers. This information is not to be used for the creation of new catalog numbers by anyone except the Product Marketing Manager.

45 CLASS	C AMP RATING	G MODEL	2 POWER POLES	0 NC POWER POLES	A ENCLOSURE	J COIL	A MODIFICATIONS
45 Contactor (D.P.)	C 20 D 25 E 30 F 35 G 40	G	1 1 power pole 2 2 power poles	0 None 1 1 power pole 2 2 power poles	A Open	D 200-208V, 60 HZ E 550-600V, 60 HZ 550V, 50 HZ F 120V, 60 HZ 110V, 50 HZ G 208-240V, 60 HZ 190-220V, 50 HZ H 440-480V, 60 HZ 380-440V, 50 HZ J 24V, 60 HZ 24V, 50 HZ L 277V, 60 HZ 240V, 50 HZ	A Jumper Bar * Class B coil standard. Binding head screws and quad quick connect standard. * Suffix 600R to 999R denotes special modifications. * Contact cover and taped coil comes standard.
						<p>* Other voltages available. Please contact sales office.</p>	

Class 42 D.P. CONTACTOR

Information shown on nomenclature sheets is for reference only to identify devices from existing catalog numbers. This information is not to be used for the creation of new catalog numbers by anyone except the Product Marketing Manager.


42 CLASS	B AMP RATING	F MODEL	3 POWER POLES	5 CONTROL CIRCUIT	A ENCLOSURE	J COIL	P POWER TERMINALS	B INTERLOCKS
42 Contactor (D.P.)	A 25 B 30 C 40 D 50 E 60 F 75 G 90 H 120 I 150	F E* *75 - 90 amp only	1 2 power poles 2 4 power poles 3 3 power poles 6 2 NO & 1 NC power poles 7 3 NO & 1 NC power poles 8 2 NO & 2 NC power poles	5 Without auxiliary contact	A Open B NEMA 1 C Open w/DIN rail mtg. base	A 110-120/ 220-240V, 60 HZ C 220-240/ 440-480V, 60 HZ F 110V, 50 HZ 120V, 60 HZ G 190-220V, 50 HZ 208-240V, 60 HZ J 24V, 50 HZ 24V, 60 HZ H 380-440V, 50 Hz 440-480V, 60 HZ E 550V, 50 Hz 550-600V, 60 HZ L 240V, 50 HZ 277V, 60 HZ D 200-208V, 60 HZ K 200-230V, 50 HZ 200-230V, 60 HZ OEM Use Only 1 F coil w/terms. Up 2 G coil w/terms. Up 3 J coil w/terms. Up 4 H coil w/terms. Up 5 E coil w/terms. Up 6 L coil w/terms. Up 7 D coil w/terms. Up	K No screws w/QC's L Binding head screws M Sems screws N Lugs P Binding head screws w/QC's Q Sems screws w/QC's R Lugs w/QC's S Binding head screws & aux. screws T Sems screws & aux. screws V Lugs w/aux. screws W Binding head screws all locations. DQC on line side only. Y Sems screws all locations. DQC on line side only. Z Lugs all locations DQC on the line side only. OMIT = "P" type terminals on A & B rated contactors, or "R" type terminals on C, D, E, F, & G rated contactors.	A 1 SPDT left B 1 NO left C 1 NO & 1 NC left D 1 NO & 1 NC both left & right E 2 SPDT right 1 NO & 1 NC left F 2 SPDT left 2 SPDT right G 1 NO left & 1 NO right H 1 NC left & 1 NC right K 2 SPDT left L 1 SPDT right M 1 NC right N 1 NO right O 1 NC left P 1 NO left 1 NC right R 1 NC left 1 NO right S 1 SPDT left 1 SPDT right
						<p>* Other voltages available. Please contact sales office.</p>		<p>Whenever an inlk is specified, a power term. must also be specified in the preceding field.</p>

* A special three letter customer suffix will be assigned by the Product Manager for additional modifications.

Definite Purpose Control Definite Purpose Contactors

Class 42 & 45 general application


Class 45



Benefits

- Power Termination Options
- Compact Size
- One Pole Version Includes Shunt Bar
- Interchangeable Mounting Durable Metal Back Plate
- Standard Class B Coil Insulation
- Quiet Operation
- Weld-resistant Silver Cadmium Oxide Contacts
- Power Terminal Operations
- Reinforced Thermalset Polyester Housing
- Contact Covers Come Standard

Class 42



Benefits

- Compact Size
- Interchangeable Mounting Durable Metal Back Plate
- Power Terminations Options
- Reinforced Thermalset Polyester Housing
- Quiet Operation
- Weld-resistant Silver Cadmium Oxide Contacts
- Optional Din Rail Mounting
- Snap-on Electrical/Mechanical Interlocks
- Visual Contact Position Indication
- Low VA Coils Standard for 25A–40A

Common Definite Purpose Applications

- Air Conditioning
- Heating
- Ventilating
- Refrigeration
- Food and Beverage Industry
- Conveyors
- Elevators
- Pool and Spa
- Welding
- Pump and Compressor

For further products and dimensions see the PDF file of the DP supplement catalog online.

Definite Purpose Control

Definite Purpose Contactors

Class 42 & 45 part numbers

Ordering Information	Coil Table		
<ul style="list-style-type: none"> ▶ Use complete catalog number. Replace the (*) with letter from the coil table ▶ For additional information see www.sea.siemens.com/controls 	60Hz	50Hz Voltage	Letter
	24	24	J
	110-120	110	F
	200-208	—	D
	208-240	190-220	G
	277	240	L
	440-480	380-440	H
	550-600	550	E

Class 45

FLA	120V Hp	240V		277V		480V		600V		Non Inductive Amps	Poles	Catalog No	List Price \$
		LRA	Hp	LRA	Hp	LRA	Hp	LRA	Hp				
20	—	120	—	110	—	100	—	80	—	25	1	45CG10A*A	
25	—	150	—	150	—	100	—	80	—	35	1	45DG10A*A	
30	—	180	—	180	—	150	—	120	—	40	1	45EG10A*A	
35	—	180	—	180	—	150	—	120	—	50	1	45FG10A*A	
40	—	240	—	240	—	200	—	160	—	55	1	45GG10A*A	
20	—	—	—	120	—	100	—	80	—	30	2	45CG20A*	
25	—	—	—	150	—	125	—	100	—	35	2	45DG20A*	
30	—	—	—	180	—	135	—	110	—	40	2	45EG20A*	
35	—	—	—	200	—	135	—	110	—	50	2	45FG20A*	
40	—	—	—	240	—	200	—	160	—	55	2	45GG20A*	

Class 42 25-150 FLA 60Hz 600V AC Max

FLA	120V Hp	240V		277V		480V		600V		Non Inductive Amps	Poles	Catalog No	List Price \$
		LRA	Hp	LRA	Hp	LRA	Hp	LRA	Hp				
25	2	150	3	—	—	125	—	100	—	35	2	42AF15A*	
25	—	150	5	—	—	125	7.5	100	7.5	35	3	42AF35A*	
25	—	150	5	—	—	125	7.5	100	7.5	35	4	42AF25A*	
30	2	180	5	—	—	150	—	120	—	40	2	42BF15A*	
30	—	180	7.5	—	—	150	10	120	10	40	3	42BF35A*	
30	—	180	7.5	—	—	150	10	120	10	40	4	42BF25A*	
40	3	240	7.5	—	—	200	—	160	—	50	2	42CF15A*	
40	—	240	10	—	—	200	15	160	15	50	3	42CF35A*	
40	—	240	10	—	—	200	15	160	15	50	4	42CF25A*	
50	3	300	10	—	—	250	—	200	—	63	2	42DF15A*	
50	—	300	15	—	—	250	30	200	30	63	3	42DF35A*	
60	5	360	10	—	—	300	—	240	—	75	2	42EF15A*	
60	—	360	20	—	—	300	40	240	40	75	3	42EF35A*	
75	—	450	25	—	—	375	—	300	—	93	2	42FE15A*106	
75	—	450	25	—	—	375	40	300	40	93	3	42FE35A*106	
90	—	540	—	—	—	450	—	360	—	120	2	42GE15A*106	
90	—	540	30	—	—	450	60	360	60	120	3	42GE35A*106	
120	—	720	—	—	—	600	—	480	—	150	2	42HF15A*	
120	—	720	—	—	—	600	—	480	—	150	3	42HF35A*	
150	—	900	—	—	—	750	—	600	—	160	2	42IF15A*	
150	—	900	—	—	—	750	—	600	—	160	3	42IF35A*	

Definite Purpose Control

Definite Purpose Contactors

Modifications and accessories



Field Modification Kits

Description	Class	Contactora FLA	Auxiliary Contacts	Catalog Number	List Price \$
Snap-on Side Mounted Auxiliary Contacts	42	25 - 60	1 NO	49ACR0	
			1 NC	49ACRC	
			1 NO & 1 NC	49ACR6	
	42	75 - 90	2 NO	49ACR7	
			2 NC	49ACR8	
			1 SPDT	49D36098001	
42	120 - 150	2 SPDT	49D36098003		
		1 NO	49D22125001		
		1 NC	49D22125002		
Mechanical Interlock	42	25 - 60	1 SPDT	49CE42SPDT	
			1 NO	49D54682NO	
DIN Rail Kit	42	50 - 60 & 4-pole	1 NC	49D54682NC	
			—	49D70035001	
Enclosure Only	42	25 - 60	—	49D57071001	
		75 - 90	—	49D57071002	
				49EA42BEB	
				49EA42GEB	

No replacement parts are available for the Class 45 contactors.

One per side is all you can add in the field of the Snap-on Side Mounted Auxiliary Contacts through 90 amp.

Factory Assembled Modifications

Description	Class	Contactora FLA	Coil Suffix Letter	List Price \$
Lugs (each terminal)	45	20 - 40	L1	
Clamp Screw (each terminal)	45	20 - 40	L3	

Definite Purpose Control


Definite Purpose Starters

Class 16 product nomenclature


Class 16 D.P. STARTER

Information shown on nomenclature sheets is for reference only to identify devices from existing catalog numbers. This information is not to be used for the creation of new catalog numbers by anyone except the Product Marketing Manager.

16 CLASS	B AMP RATING	F MODEL	3 POWER POLES	5 CONTROL CIRCUIT	A ENCLOSURE	J COIL	4 OVERLOAD	Optional Suffixes
16 Starter	A 25 B 30 C 40 D 50 E 60 F 75 G 90 H 120 I 150	F E* *75 -90 amp only	1 2 power poles 2 4 power poles 3 3 power poles	2 Auxiliary contact, left (NO pole for 3-Wire remote push button) 5 Without auxiliary contact	A Open B NEMA 1	A 110-120/ 220-240V, 60 HZ C 200-240/ 440-480V, 60 HZ F 110V, 50 HZ 120V, 60 HZ G 190-220V, 50 HZ 208-240V, 60 HZ J 24V, 50 HZ 24V, 60 HZ H 380-440V, 50 HZ 440-480V, 60 HZ E 550V, 50 HZ 550-600V, 60 HZ L 240V, 50 HZ 277V, 60 HZ D 200-208V, 60 HZ K 200-230V, 50 HZ 200-230V, 60 HZ	4 3-phase comp. bimetal w/NC contacts 8 Single phase comp. bimetal w/NC contacts	* Special three letter suffix for factory modifications assigned by Product Marketing Manager.



Class 16



Definite Purpose Starter Features

- Class 42 Contactor Construction Features
- Dependable Overload Relays available in both Class 10 and Class 20 Trip
- Common Mounting Configurations and Dimensions 25 – 60A
- Dual Voltage Coils Available – Contact Sales Office
- NEMA 1 Enclosures Available as a field modification
- Starters Available from 25-150 Amp
- Various configurations can be factory modified - Contact Sales Office

Definite Purpose Control

Definite Purpose Starters

Class 16 part numbers

Ordering Instructions	Coil Voltages Table		
<ul style="list-style-type: none"> ▶ Use complete catalog number ▶ Replace the (*) with letter from coil table ▶ Modifications are available on page 9/9 	60 Hz	50 Hz	Letter
	24	24	J
	110-120	110	F
	200-208	—	D
	208-240	190-220	G
	277	240	L
	440-480	380-440	H
	550-600	550	E
	110-120/ 220-240	—	A
	200-240/ 440-480	—	C

FLA	Locked Rotor Amps			Poles	Normally Open Auxiliary Contact	Catalog Number	List Price \$
	240V	480V	600V				

Definite Purpose Starters, 25 - 40 FLA 60 Hz 600VAC Max (Open Type Starters with Bimetal Overloads)

25	150	125	100	2	—	16AF15A*8	
				2	1	16AF12A*8	
				3	—	16AF35A*4	
				3	1	16AF32A*4	
				4	—	16AF25A*4	
30	180	150	120	2	—	16BF15A*8	
				2	1	16BF12A*8	
				3	—	16BF35A*4	
				3	1	16BF32A*4	
				4	—	16BF25A*4	
40	240	200	160	2	—	16CF15A*8	
				2	1	16CF12A*8	
				3	—	16CF35A*4	
				3	1	16CF32A*4	
				4	—	16CF25A*4	

Definite Purpose Starters, 50 - 60 FLA 60 Hz 600VAC Max (Open Type Starters with Bimetal Overloads)

50	300	250	200	2	—	16DF15A*8	
				2	1	16DF12A*8	
				3	—	16DF35A*4	
				3	1	16DF32A*4	
				3	1	16DF32A*4	
60	360	300	240	2	—	16EF15A*8	
				2	1	16EF12A*8	
				3	—	16EF35A*4	
				3	—	16EF35A*4	
				3	1	16EF32A*4	

Definite Purpose Starters, 75 - 90 FLA 60 Hz 600VAC Max (Open Type Starters Bimetal Overloads)

75	450	375	300	3	—	16FE35A*81	
				3	1	16FE32A*81	
90	540	450	360	3	—	16GE35A*81	
				3	1	16GE32A*81	

Definite Purpose Starters, 120 - 150 FLA 60 Hz 600VAC Max (Open Type Starters)

120	720	600	460	3	—	16HF35A*81	
				3	1	16HF32A*81	
150	900	750	600	3	—	16IF35A*81	
				3	1	16IF32A*81	

Definite Purpose Control Definite Purpose Starters

Class 16 modifications and accessories



Field Modification Kits


Description	Class	Contacter FLA	Auxiliary Contacts	Catalog Number	List Price \$
Snap-on Side Mounted Auxiliary Contacts	16	25 - 60	1 NO	49ACR0	
			1 NC	49ACRC	
			1 NO & 1 NC	49ACR6	
	16	75 - 90	2 NO	49ACR7	
			2 NC	49ACR8	
			1 SPDT	49D36098001	
	16	120 - 150	2 SPDT	49D36098003	
			1 NO	49D22125001	
			1 NC	49D22125002	
Enclosure Only	16	25 - 60	1 SPDT	49CE42SPDT	
			1 NO	49D54682N0	
		75 - 90	1 NC	49D54682NC	
		25 - 60	—	49EA16CEB	
		75 - 90	—	49EA16EEB	

One per side is all you can add in the field of the Snap-on Side Mounted Auxiliary Contacts through 90 amp.

To order a starter in a NEMA 1 enclosure, change the 7th character of the catalog number to a B.

EXAMPLE: 16CF35AF in a NEMA 1 enclosure is 16CF35BF.

Contact Sales Office For Pricing.



Definite Purpose Control

Definite Purpose Contactors

Class 16 & 42 replacement parts

AC Coils

Class 16, 41

Insert	Third Character of Cat. No.	Fourth Character of Cat. No.	Volts 60 Hz	Volts 50 Hz	Catalog Number	List Price \$
75D54760F	N	B	24	24	75D54760J	
			110-120	110	75D54760F	
			200-208	—	75D54760D	
			208-240	208-220	75D54760G	
			277	240	75D54760L	
			440-480	380-440	75D54760H	
			550-600	550	75D54760E	

Class 16, 34, 42, 44

Insert	Third Character of Cat. No.	Fourth Character of Cat. No.	Volts 60 Hz	Volts 50 Hz	Catalog Number	List Price \$
75D70646J	A, B, C, D, E	F	24	24	75D70646J	
			110-120	110	75D70646F	
			200-208	—	75D70646D	
			208-240	190-220	75D70646G	
			277	240	75D70646L	
			440-480	380-440	75D70646H	
			550-600	550	75D70646E	
			120-240	110-220	75D70556001	
240-280	220-440	75D70556002				
75D54772F	F, G	E	24	24	75D54772J	
			110-120	110	75D54772F	
			200-208	—	75D54772D	
			208-240	208-220	75D54772G	
			277	240	75D54772L	
			440-480	380-440	75D54772H	
			550-600	550	75D54772E	

Replacement coils are standard VA coils with screw terminals.

Replacement coils with quick connects are available for 25-60 amp contactors. Contact Sales Office for part number.

1

2

3

4

5

6

7

8

9

Contact Kits (Contains 1 Complete Pole)

Class 16, 42

Third Character of Cat. No.	Fourth Character of Cat. No.	Catalog Number	List Price \$
A	F	75AF42	
B	F	75BF42	
C	F	75CF42	
D	F	75DF42	
E	F	75EF42	
F	E	75FE42	
G	E	75GE42	
H	F	75HF14	
I	F	75IF14	

Overload Relays

Ambient Compensated Bimetal Class 16

Third Character of Cat. No.	Fourth Character of Cat. No.	Number of Poles	Catalog Number	List Price \$
A, B	F	1	48DH18A6	
		3	48DH38A6	
C	F	1	48EH18A6	
		3	48EH38A6	
D, E	F	1	48GH18AA6	
		3	48GH38A6	
H	F	3	48HC38AA2	
		3	48IC38AA6	

Definite Purpose Controls

Overload Relay Heater Tables

Class 16 starters, Class 48 overloads

Selection of Heater Elements for Overload Relays

Overload relays do not provide protection against short circuits. To insure proper coordination with short circuit protective devices, select heaters from the information packaged with the control.

Selection Instructions

To select the proper heater follow the steps below:

1. Choose the proper table using the size, trip type, and number of poles ①

Ambient Compensated Bimetal Heater Element Tables

Class	Size		Standard Trip (Class 20)		Quick Trip (Class 10)	
	FLA	3rd Letter of Catalog No.	E Heaters Green Reset		K Heaters Green Reset	
			2 Poles	3 Poles	2 Poles	3 Poles
16	25 - 90	A - G	295	297	395	398
	120 - 150	H - I	—	299	—	393

2. If you do not know the trip amps, use the motor FLA to calculate the trip amps by multiplying the FLA by a factor of 1.15 ②
3. Match the trip amps of your starter to the trip amps value below the starter size of the appropriate table. The choice should be as close as possible but NOT greater than the selected trip amp value in the table to allow for proper protection.
4. Select the proper heater from the last column and order the appropriate number of heaters (single phase requires at least two, three phase requires at least three).

Examples

Starter	Size Starter	Phase	Trip	Heater Table	Motor FLA	Trip Amps	Heater Element
16CF15AF8	40	Single	Standard	295	35	40.25	E69
16EF35AF4	60	Three	Quick	398	56	64.40	K77

① 5th character in the catalog number equals 1 for single phase 2 pole or 3 for three phase 3 pole.

② For 40 degrees C motors, the maximum Trip Amps are 115% of the Motor FLA or TRIP AMPS = FLA*1.15.

Definite Purpose Controls Overload Relay Heater Tables

Tables 295, 297, 299
Trip amps

Table 295

Size FLA		Heater Code
25, 30 40	50,60	
.67		E7
.73		E8
.81		E9
.88		E11
.96		E12
1.05		E13
1.11		E14
1.20		E16
1.33		E17
1.43		E18
1.54		E23
1.81		E24
2.07		E26
2.30		E27
2.59		E28
2.86		E29
3.02		E31
3.29		E32
3.48		E33
3.81		E34
4.25		E36
4.51		E37
4.85		E38
5.27		E39
5.72		E41
6.40		E42
7.15		E44
7.78		E46
8.56		E47
9.43		E48
9.93		E49
10.3		E50
11.4		E51
12.6		E52
13.8		E53
15.2		E54
16.4		E55
17.6		E56
19.1		E57
21.7		E60
25.0	25.4	E61
28.5	29.0	E62
30.0	30.6	E65
33.6	34.3	E66
39.0	39.9	E67
45.0	46.1	E69
47.6	48.8	E70
55.0	56.4	E72
	58.0	E73
	64.0	E74
	69.0	E76
	81.0	E77

Table 297

Size FLA			Heater Code
25,30 40	50,60	75,90	
.36			E3
.40			E4
.44			E5
.47			E6
.51			E7
.55			E8
.61			E9
.67			E11
.72			E12
.78			E13
.83			E14
.91			E16
1.01			E17
1.07			E18
1.16			E19
1.25			E23
1.36			E24
1.55			E26
1.72			E27
1.93			E28
2.12			E29
2.26			E31
2.43			E32
2.60			E33
2.83			E34
3.18			E36
3.37			E37
3.61			E38
3.93			E39
4.26			E41
4.77			E42
5.32			E44
5.78			E46
6.37			E47
7.02			E48
7.40			E49
7.70			E50
8.38			E51
9.43			E52
10.3			E53
11.2			E54
12.3			E55
13.1			E56
15.1			E57
17.1			E60
19.6			E61
21.4	22.5		E62
23.1	25.4		E65
24.8	27.1		E66
27.4	29.0		E67
30.6	32.0		E69
32.5	34.0		E70
36.8	38.0	48.4	E72
39.5	42.0	50.0	E73
50.0	49.0	55.0	E74
55.0	54.0	59.5	E76
	57.5	68.0	E77
	65.0	72.5	E78
		77.0	E79
	73.0	87.0	E80
	82.0		E81
		95.0	E94
		103.0	E96
		115.0	E97

Table 299

Size FLA				Heater Code
120,150 H, I	180 J	270, 360 R, K	650 M	
			215	E24
			242	E26
		110	268	E27
		123	307	E28
		136	330	E29
		143	351	E31
		154	380	E32
		164	406	E33
		176	438	E34
		195	469	E36
		207	510	E37
		222	551	E38
		242	598	E39
		262	648	E41
		292	700	E42
		326	755	E44
		354		E46
		372		E47
		409		E48
		427		E50
		470		E51
37.5				E69
42.0				E70
45.6				E71
49.6				E73
54.6				E73A
58.3				E74
64.6				E76
68.1				E77
72.6				E78
78.9				E79
84.7				E80
	68.0			E88
	71.0			E89
	78.0			E91
	84.0			E92
	89.5			E93
90.6	97.0			E94
100	106			E96
110	111			E97
115	118			E98
121	126			E99
124	135			E101
130	147			E102
138	160			E103
151	177			E104
157	193			E106
168	210			E107
180				E108

Definite Purpose Controls

Overload Relay Heater Tables

Tables 393, 395, 398
Trip amps

Table 393

Size FLA				Heater Code
120, 150 H, I	180 J	270, 360 R, K	650 M	
		122	260	K21
		134	288	K22
		145	315	K23
		156	338	K24
		171	372	K26
		187	407	K27
		201	444	K28
		215	497	K29
		241	540	K31
		259	582	K32
		286	643	K33
		308	708	K34
		335	775	K36
		383	860	K37
		412		K39
		465		K41
50.1				K72
53.1				K73
58.0				K74
62.1				K75
65.5				K76
72.0				K77
80.0				K78
85.0				K83
93.0				K85
97.5	116			K86
104	130			K87
114				K88
126	142			K89
136				K90
150	160			K92
162				K93
180	180			K94
190	205			K96
200	225			K97

Table 395

Size FLA			Heater Code
25, 30 40	50,60		
		2.29	K21
		2.55	K22
		2.70	K23
		3.06	K24
		3.39	K26
		3.70	K27
		4.01	K28
		4.41	K29
		4.75	K31
		5.23	K32
		5.71	K33
		6.12	K34
		6.65	K36
		7.51	K37
		8.00	K39
		8.60	K41
		9.52	K42
		10.1	K43
		11.2	K49
		11.6	K50
		13.6	K52
		14.3	K53
		15.3	K54
		16.6	K55
		17.5	K56
		19.2	K57
		20.3	K58
	24.9	26.7	K60
		25.0	K61
		26.8	K62
		29.2	K63
		31.0	K64
		35.0	K67
		37.2	K68
		41.6	K69
		42.8	K70
		47.2	K72
		50.2	K73
		55.3	K74
			K75
			K76
			K77
			K78
			K79
			K83
			K85
			K86
			K87
			K89

Table 398

Size FLA				Heater Code
25,30 40	50,60	75,90		
			1.91	K21
			2.08	K22
			2.26	K23
			2.44	K24
			2.70	K26
			2.98	K27
			3.22	K28
			3.61	K29
			3.93	K31
			4.23	K32
			4.67	K33
			5.02	K34
			5.46	K36
			6.25	K37
			6.74	K39
			7.25	K41
			8.05	K42
			8.55	K43
			9.8	K49
			10.3	K50
			12.0	K52
			12.5	K53
			13.6	K54
			14.7	K55
			15.5	K56
			16.9	K57
			17.9	K58
			19.1	K60
			22.0	K61
	22.5			K61
			23.6	K62
	24.1			K62
			25.2	K63
	25.7			K63
			27.0	K64
	28.0			K64
			30.0	K67
	31.1			K67
			34.0	K69
	34.6			K69
			37.1	K70
	37.8			K70
			41.0	K72
	41.5	50.2		K72
		53.2		K73
	46.0	50.0		K73
	49.2	54.0	58.0	K74
	56.0	57.0	62.2	K75
		60.0	65.5	K76
			66.0	K77
			72.0	K77
			73.0	K78
			80.0	K78
				K79
				K83
			85.0	K83
			93.0	K85
			97.5	K86
			104.0	K87
			119.0	K89

Definite Purpose Controls D.P. Cross Reference

Poles	Amps	Volts	SIEMENS	Cutler Hammer	Arrow Hart	ABB	Allen Bradley	Joslyn Clark	Fasco	General Electric	Square D	Steveco	Products Unlimited (OEM)
1	25	24	45DG10AJA	C25CNB125T	C251NU10	-	400-DP25NJ1	A77-306654A-3	1S25-A	CR453CB3HAA	8910DP21V14	94385	3100-15Q1
-	25	120	45DG10AFA	C25CNB125A	C251NU20	-	400-DP25ND1	A77306654A-1	1S25-B	CR453CB3AAA	8910DP21V02	94386	3100-15T1
-	25	208/240	45DG10AGA	C25CNB125B	C251NU30	-	400-DP25NA1	A77-306654A-2	1S25-C	CR453CB3BAA	8910DP21V09	94387	3100-15U1
1	30	24	45EG10AJA	C25CNB130T	C301NU10	DP30C1P-F	400-DP30NJ1	A77-306653A-3	1S30-A	CR453CC3HAA	8910DP31V14	94388	3100-15Q2
-	30	120	45EG10AFA	C25CNB130A	C301NU20	DP30C1P-1	400-DP30ND1	A77-306653A-1	1S30-B	CR453CC3AAA	8910DP31V02	94389	3100-15T2
-	30	208/240	45EG10AGA	C25CNB130B	C301NU30	DP30C1P-2	400-DP30NA1	A77-3066531-2	1S30-C	CR453CC3BAA	8910DP31V09	94390	3100-15U2
1	40	24	45GG10AJA	C25CNB140T	-	-	-	-	-	-	8910DP41V14	-	3100-15Q19
-	40	120	45GG10AFA	C25CNB140A	-	-	-	-	-	-	8910DP41V02	-	3100-15T19
-	40	208/240	45GG10AGA	C25CNB140B	-	-	-	-	-	-	8910DP41V09	-	3100-15U19
2	20	24	45CG20AJ	C25BNB220T	C202U10	-	-	A77-306680A-3	2S20-A	CR453CA2HAA	8910DP12V14	90234	3100-20Q3
-	20	120	45CG20AF	C25BNB220A	C202U20	-	-	A77-306680A-1	2S20-B	CR453CA2AAA	8910DP12V02	90235	3100-20T3
-	20	208/240	45CG20AG	C25BNB220B	C202U30	-	-	A77-306680A-2	2S20-C	CR453CA2BAA	8910DP12V09	90236	3100-20U3
-	20	277	45CG20AL	C25BNB220H	-	-	-	-	-	CR453CA2FAA	8910DP12V04	-	3100-20V3
2	30	24	45EG20AJ	C25BNB230T	C302U10	-	400-DP30NJ2	A77-306657A-3	2S30-A	CR453CC2HAA	8910DPA32V14	90244	3100-20Q6
-	30	120	45EG20AF	C25BNB230A	C302U20	-	400-DP30ND2	A77-306657A-1	2S30-B	CR453CC2AAA	8910DPA32V02	90245	3100-20T6
-	30	208/240	45EG20AG	C25BNB230B	C302U30	-	400-DP30NA2	A77-306657A-2	2S30-C	CR453CC2BAA	8910DPA32V09	90246	3100-20U6
-	30	277	45EG20AL	C25BNB230H	C302050	-	400-DP30NF2	-	-	CR453CC2FAA	8910DPA32V04	-	3100-20V6
2	40	24	45GG20AJ	C25BNB240T	CA01NU10	-	-	-	-	CR453CE2HAA	8910DP42V14	-	3100-20Q18
-	40	120	45GG20AF	C25BNB240A	CA01NU20	-	-	-	-	CR453CE2ABB	8910DP42V02	-	3100-20T18
-	40	208/240	45GG20AG	C25BNB240B	CA01NU30	-	-	-	-	CR453CE2BBB	8910DP42V09	-	3100-20U18
3	25	24	42AF35AJ	C25DND325T	ACC230UM10	-	400-DP25NJ3	-	3M25-A	CR453AB3HAA	8910DPA23V14	90160	3100-30Q8
-	25	120	42AF35AF	C25DND325A	ACC230UM20	-	400-DP25ND3	-	3M25-B	CR453AB3AAA	8910DPA23V02	90161	3100-30T8
-	25	208/240	42AF35AG	C25DND325B	ACC230UM30	-	400-DP25NA3	-	3M25-C	CR453AB3BAA	8910DPA23V09	90162	3100-30U8
3	30	24	42BF35AJ	C25DND330T	ACC330UM10	DP30C3P-F	400-DP30NJ3	A77-309044A-3	3M30-A	CR453AC3HAA	8910DPA33V14	90163	3100-30Q9
-	30	120	42BF35AF	C25DND330A	ACC330UM20	DP30C3P-1	400-DP30ND3	A77-309044A-1	3M30-B	CR453AC3AAA	8910DPA33V02	90164	3100-30T99
-	30	208/240	42BF35AG	C25DND330B	ACC330UM30	DP30C3P-2	400-DP30NA3	A77-309044A-2	3M30-C	CR453AC3BAA	8910DPA33V03	90165	3100-30U9
3	40	24	42CF35AJ	C25DNF340T	ACC430UM10	DP40C4P-F	400-DP40NJ3	A77-309046A-3	3M40-A	CR453AD3HBB	8910DPA43V14	90170	3100-30Q10
-	40	120	42CF35AF	C25DNF340A	ACC430UM20	DP40C4P-1	400-DP40ND3	A77-309046A-1	3M40-B	CR453AD3ABB	8910DPA43V02	90171	3100-30T10
-	40	208/240	42CF35AG	C25DNF340B	ACC430UM30	DP40C4P-2	400-DP40NA3	A77-309046A-2	3M40-C	CR453AD3BBB	8910DPA43V09	90172	3100-30U10
3	50	24	42DF35AJ	C25FNF350T	ACC530U10	-	400-DP50NJ3	A77-288514A-3	3L50-A	CR353FE3BH1	8910DPA53V14	92459	3100-30Q16
-	50	120	42DF35AF	C25FNF350A	ACC530U20	-	400-DP50ND3	A77-288514A-1	3L50-B	CR353FE3BA1	8910DPA53V02	92460	3100-30T16
-	50	208/240	42DF35AG	C25FNF350B	ACC530U30	-	400-DP50NA3	A77-288514A-2	3L50-C	CR353FE3BB1	8910DPA53V09	92461	3100-30U16
3	60	24	42EF35AJ	C25FNF360T	ACC630U10	DP60C3P-F	400-DP60NJ3	A77-288517A-3	3L60-A	CR353FF3BH1	8910DPA63V14	92462	3100-30Q17
-	60	120	42EF35AF	C25FNF360A	ACC630U20	DP60C3P-1	400-DP60ND3	A77-288517A-1	3L60-B	CR353FF3BA1	8910DPA63V02	92463	3100-30T17
-	60	208/240	42EF35AG	C25FNF360B	ACC630U30	DP60C3P-2	400-DP60NA3	A77-288517A-2	3L60-C	CR353FF3BB1	8910DPA63V09	92464	3100-30U17
3	75	24	42FE35AJ106	C25FNF375T	ACC730U10	-	400-DP75NJ3	A77-288520A-3	-	CR353EG3BH1	8910DPA73V14	92465	3186-30I75
-	75	120	42FE35AF106	C25FNF375A	ACC730U20	-	400-DP75ND3	A77-288520A-1	-	CR353EG3BA1	8910DPA73V02	92467	3186-30J75
-	75	208/240	42FE35AG106	C25FNF375B	ACC730U30	-	400-DP75NA3	A77-288520A-2	-	CR353EG3BB1	8910DPA73V09	92468	3186-30K75
3	90	24	42GE35AJ106	C25GNF390T	-	-	-	-	-	CR353EH3BH1	8910DPA93V14	92469	3186-30I90
-	90	120	42GE35AF106	C25GNF390A	ACC930U20	-	-	-	-	CR353EH3BA1	8910DPA93V02	-	3186-30J90
-	90	208/240	42GE35AG106	C25GNF390B	ACC930U30	-	-	-	-	CR353EH3BB1	8910DPA93V09	-	3186-30K90
3	120	24	42HF35AJ	C25HNE3120T	-	-	-	-	-	CR353GJ3AH1	8910DPA123V14	-	3100-30Q12
-	120	120	42HF35AF	C25HNF3120A	ACC1230U20	-	-	-	-	CR353GJ3AA1	8910DPA123V02	-	3100-30T12
-	120	208/240	42HF35AG	C25HNF3120B	ACC1230U30	-	-	-	-	CR353GJ3AB1	8910DPA123V09	-	3100-30U12
4	40	24	42CF25AJ	C25ENF440T	ACC440UM10	-	-	-	-	CR353AD4BH1	8910DPA44V14	-	3100-40Q10
-	40	120	42CF25AF	C25ENF440A	ACC440UM20	-	-	-	-	CR353AD4BA1	8910DPA44V02	-	3100-40T10
-	40	208/240	42CF25AG	C25ENF440B	ACC440UM30	-	-	-	-	CR353AD4BB1	8910DPA44V09	-	3100-40U10

This cross reference does not purport to cover all details or variations in equipment, nor to provide for every possible contingency to be met in connection with installation, operation, or maintenance. Should further information be desired or should particular problems arise which are not covered sufficiently for the purchaser's purposes, the matter should be referred to the local Siemens Energy & Automation Controls sales office.

The contents of this cross reference shall not become part or modify any prior or existing agreement, commitment or relationship. The sales contract contains the entire obligation of Siemens Energy & Automation, Inc. The warranty contained in the contract between the parties is the sole warranty of Siemens Energy & Automation, Inc. Any statements contained herein do not create new warranties or modify the existing warranty.

Definite Purpose Controls

Notes

