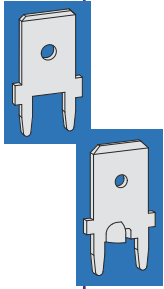
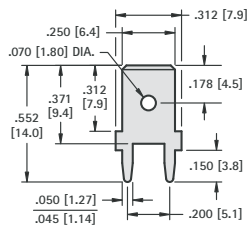


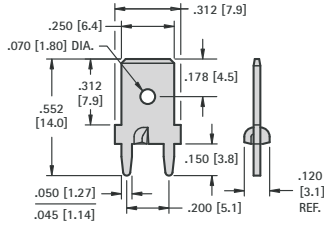


**.250 (6.4) TAB**

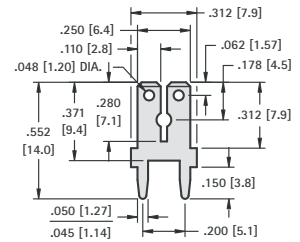


**.250 (6.4) TAB**

**STURDI-MOUNT**



**DUAL .110 (2.8)/.250 (6.4) TAB**



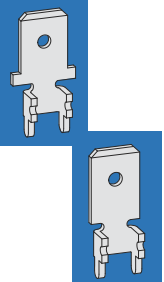
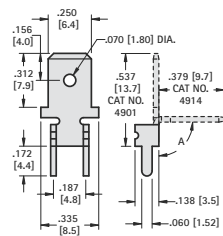
CAT. NO.	MATERIAL	MTG. HOLES
<b>1287</b>	.032 (.80) Brass, Tin Plate	.052 (1.3) Dia.

CAT. NO.	MATERIAL	MTG. HOLES
<b>1287-ST</b>	.032 (.80) Brass, Tin Plate	.052 (1.3) Dia.

CAT. NO.	MATERIAL	MTG. HOLES
<b>1282</b>	.032 (.80) Brass, Tin Plate	.052 (1.3) Dia.

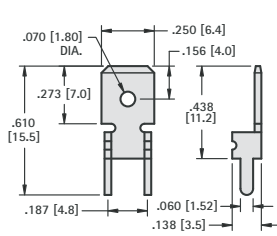
**.250 (6.4) TAB**

**STURDI-MOUNT**



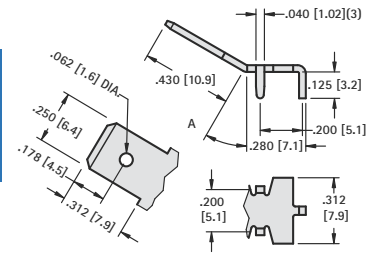
**.250 (6.4) TAB**

**STURDI-MOUNT**



**.250 (6.4) TAB**

**STURDI-MOUNT**



**MATERIAL:** .032 (.80) Brass, Matte Tin Plate

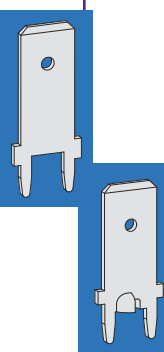
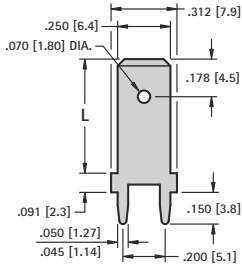
**MATERIAL:** .032 (.80) Brass, Matte Tin Plate

CAT. NO.	ANGLE A	MTG. HOLES
<b>4901</b>	0°	.067 (1.7) Dia.
<b>4914*</b>	90°	

CAT. NO.	MATERIAL	MTG. HOLES
<b>4902</b>	.032 (.80) Brass, Tin Plate	.067 (1.7) Dia.

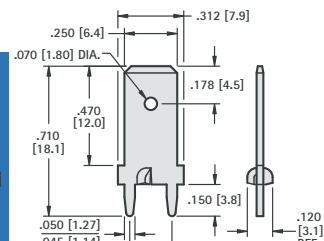
CAT. NO.	ANGLE A	MTG. HOLES
<b>4910</b>	0°	.052 (1.3) Dia.
<b>4908</b>	30°	
<b>4912</b>	60°	

**.250 (6.4) TAB**

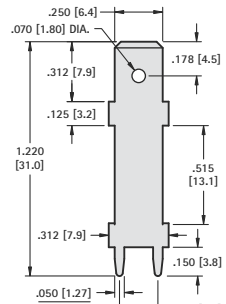


**.250 (6.4) TAB**

**STURDI-MOUNT**



**.250 (6.4) TAB**



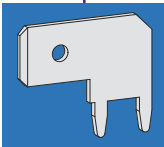
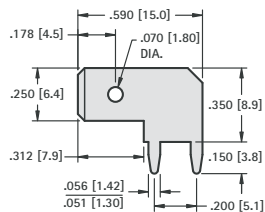
**MATERIAL:** .032 (.80) Brass, Matte Tin Plate

CAT. NO.	"L"	MTG. HOLES
<b>1289</b>	.540 (13.7)	.067 (1.7) Dia.
<b>1292</b>	.710 (18.0)	

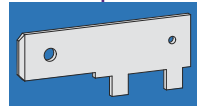
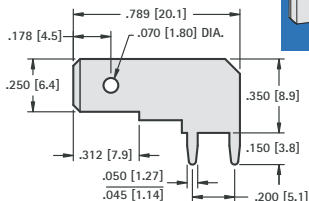
CAT. NO.	MATERIAL	MTG. HOLES
<b>1289-ST</b>	.032 (.80) Brass, Tin Plate	.052 (1.3) Dia.

CAT. NO.	MATERIAL	MTG. HOLES
<b>1281</b>	.032 (.80) Brass, Tin Plate	.052 (1.3) Dia.

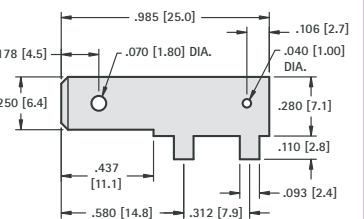
**.250 (6.4) TAB**



**.250 (6.4) TAB**



**.250 (6.4) TAB**



CAT. NO.	MATERIAL	MTG. HOLES
<b>4966</b>	.032 (.80) Brass, Tin Plate	.056 (1.4) Dia.

CAT. NO.	MATERIAL	MTG. HOLES
<b>1266</b>	.032 (.80) Brass, Tin Plate	.052 (1.3) Dia.

CAT. NO.	MATERIAL	MTG. HOLES
<b>1265*</b>	.032 (.80) Brass, Tin Plate	.106 (2.7) Dia.

\* Not UL Recognized