



Solving your relay requirements since 1922

Amperite Co.

(800) 752-2329
www.Amperite.com

DFV Series Flasher

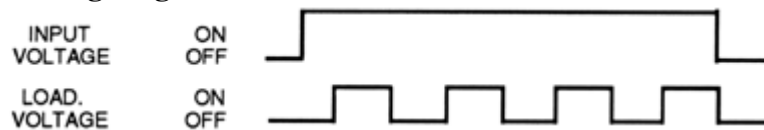


- ... Solid state analog flasher circuitry
- ... DPDT (2 form C) isolated 10 ampere relay contacts
- ... Variable flash rate: standard flash rate range 10-120 F.P.M.
- ... Single knob adjustment on top of unit
- ... 12V to 120V input voltage available - both AC & DC models
- ... UL File #E96739 (M)
- ... CSA File #LR62586

Timing Mode:

On/off adjustable recycling flasher. The flash rate is adjustable from 10 to 120 flashes per minute (FPM). Custom rates are available within ranges between minimum of 1 FPM & maximum of 240 FPM. Duty cycle is 50%. Flash rate is adjustable by means of a knob potentiometer on top of the unit.

Timing diagram:



Contact Information:

Arrangement: 2 form C (DPDT) - Diagram C

Contact Material: Silver - Cadmium Oxide

Rating (Resistive):

10A @ 240V AC Resistive

15A @ 30V DC Resistive

15A @ 120V AC Resistive

1/3 HP @ 120V AC

1/2 HP @ 250V AC

Expected Life @ 25°C :

10 Million operations, Mechanical

100,000 operations minimum at rated loads

Environmental Information:

Temperature Range:

Storage: -60°C to +105°C (-76°F to +221°F)



Solving your relay requirements since 1922

Amperite Co.

(800) 752-2329
www.Amperite.com

Operating: -45°C to $+70^{\circ}\text{C}$ (-49°F to $+158^{\circ}\text{F}$)

Mechanical Information:

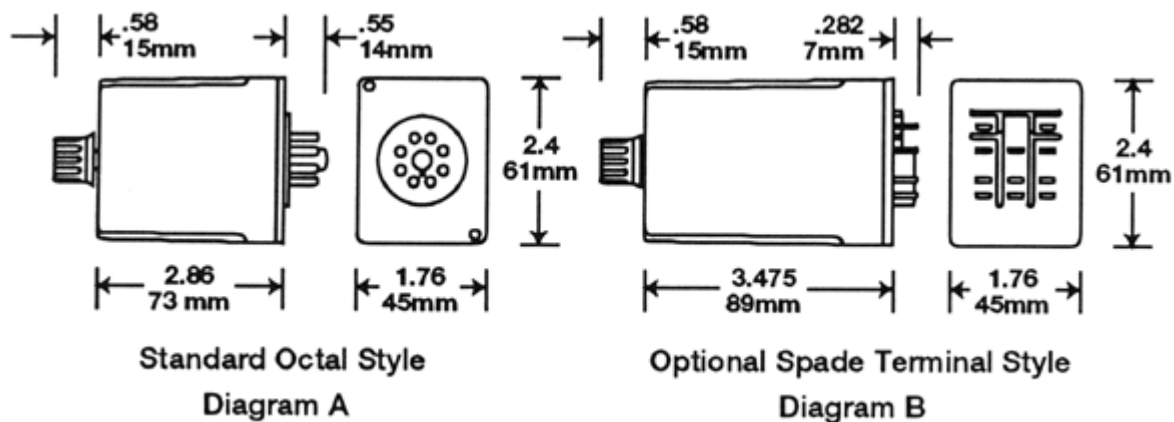
Termination: 8 pin Octal Style Plug or 11 pin spade terminals (Diagram C & D).

Enclosure: White plastic case with a dial scale for knob adjustment, reference only.

LDFV version has a black case.

Weight: 4 oz (114g) approx.

Outline Dimensions:



Timing Specifications:

Flash Rate - Adjustable: Standard - 10 to 120 flashes per minute (FPM). Custom rates are available within ranges between minimum of 1 FPM and a maximum of 240 FPM.

Timing Adjustment: Knob adjustable potentiometer.

Initial Dielectric Strength:

Between open contacts: 1000V RMS,

Between adjacent contacts: 1500V RMS,

Between contacts & coil: 1500V RMS

Input Information:

Voltage: AC units- 12V, 24V, and 120V; DC units- 12V, 24V, 48V and 110V. Other voltages are available.

Power Requirement: AC units: 3 VA or less; DC units: 3 Watts or less

Transient Protection: 1 JOULE MOV

Polarity Protection: On DC units - Yes



Solving your relay requirements since 1922

Amperite Co.

(800) 752-2329
www.Amperite.com

Input Voltages & Limits:

Nominal	Minimum	Maximum
12V AC	10V	14V
24V AC	20V	28V
120V AC	105V	130V
12V DC	11V	14V
24V DC	20V	32V
48V DC	41V	55V
110V DC	95V	125V

Wiring Diagrams:

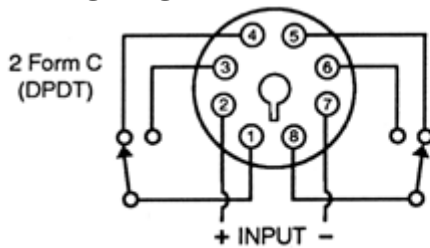


Diagram C

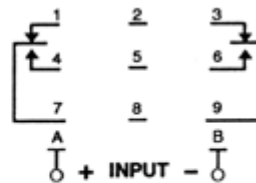


Diagram D




Ordering Information:

Definition of a part number for the Amperite DFV Series Adjustable Flasher.

Example:

120 A E 10 -120 L DFV
 ↑ ↑ ↑ ↑ ↑ ↑ ↑
 A B C D E F G

A: Denotes nominal input voltage. Voltages Available: 12, 24 & 120V AC; 12, 24, 48 &

 <p>AMPERITE Solving your relay requirements since 1922</p>	<p>Amperite Co.</p> <p>(800) 752-2329 www.Amperite.com</p>
---	--

110V DC. **Custom Voltages are available.**

B: Denotes type of input current required for operation:

A = AC - Alternating Current,

D = DC - Direct Current

C: Denotes flasher configuration.

D & E: Denotes range of knob adjustability for flash rate where:

D = Minimum number of flashes per minute (FPM).

E = Maximum number of flashes per minute (FPM).

Note: Standard rate is from 10 to 120 FPM. Custom rates are available within ranges between minimum of 1 FPM and a maximum of 240 FPM.

F: Enter "L" if optional 11-pin spade terminals are required (Diagrams B & D).

G: Denotes 10A DPDT (2 form C) adjustable flasher - DFV Series.

 *Solving Your Relay Requirements Since 1922*