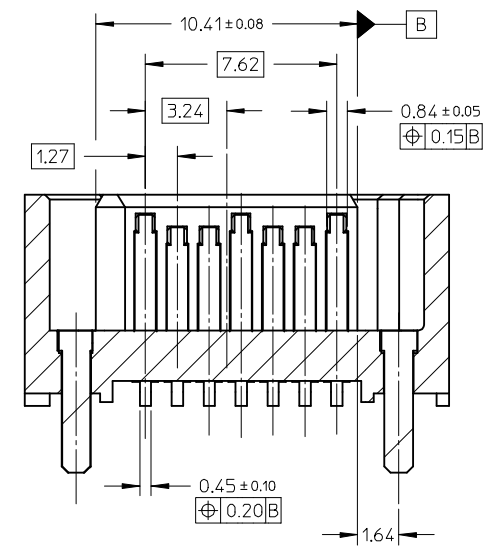
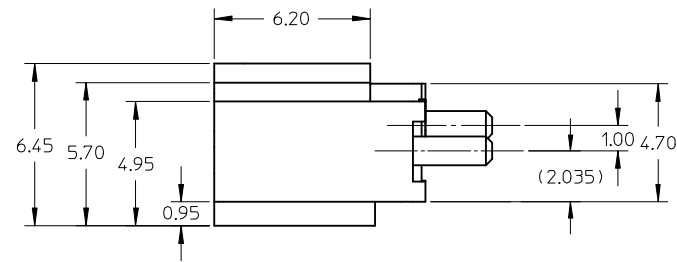
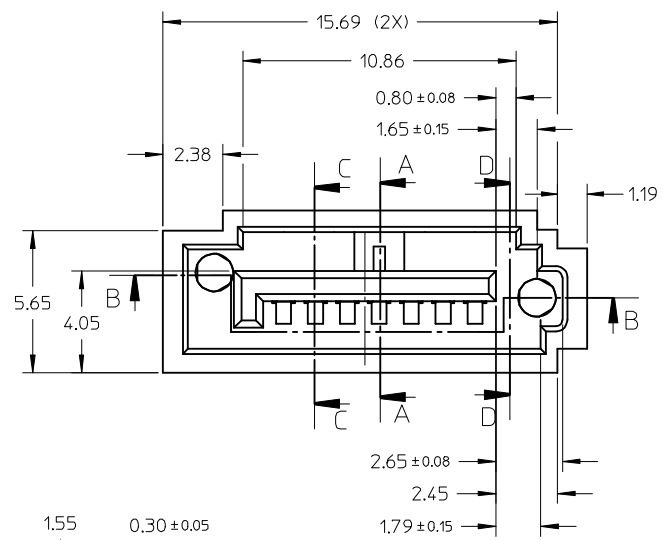
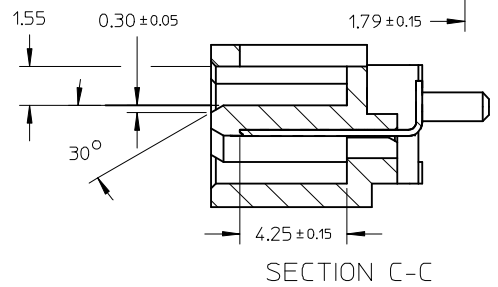


SECTION A-A



SECTION B-B

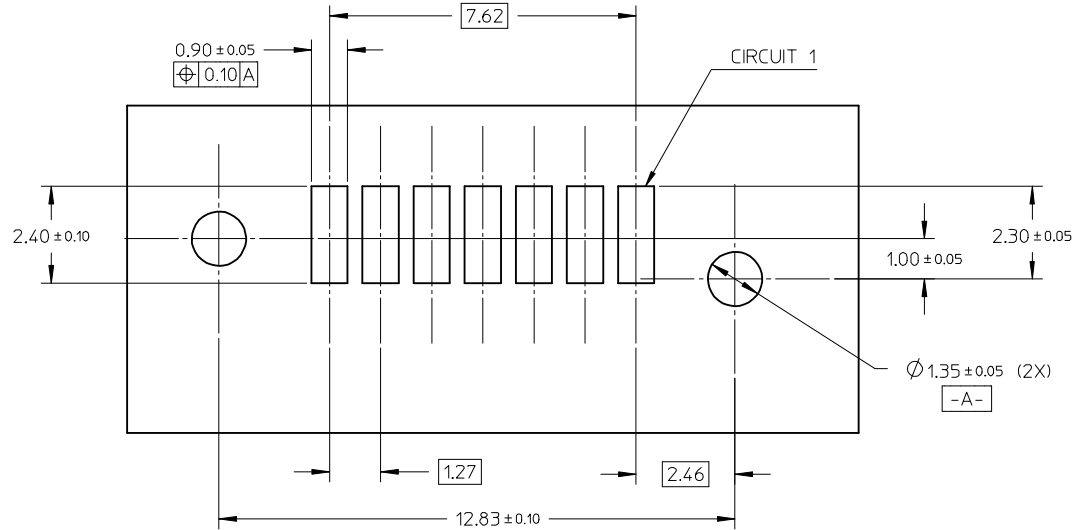


SECTION C-C

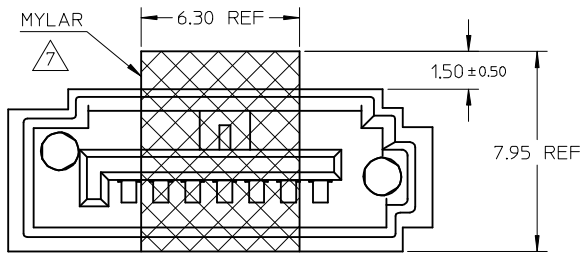
NEW RELEASE EC NO: SH2009-0076 DRWN: XZZHANG 2008/08/13 CHKD: XJSONG 2008/08/13 APPR: HWANG 2008/09/10	QUALITY SYMBOLS ▽ = 0 ◻ = 0	GENERAL TOLERANCES (UNLESS SPECIFIED)		DIMENSION STYLE MM ONLY		SCALE 1:1	DESIGN UNITS METRIC	THIRD ANGLE PROJECTION		
			mm	INCH	DRAWN BY	DATE	TITLE			
		4 PLACES	± ---	± ---	CHEN BO	2007/09/04	HIGH SPEED CONNECTOR 1.27MM PITCH VERTICAL SMT SOLDER TAIL			
		3 PLACES	± ---	± ---	JOHNSON	2007/09/04				
2 PLACES	± 0.15	± ---	APPROVED BY		DATE	MOLEX INCORPORATED				
1 PLACE	± 0.25	± ---	HARVEY		2007/09/04					
ANGULAR ± 1 °			MATERIAL NO.		DOCUMENT NO.	SHEET NO.				
DRAFT WHERE APPLICABLE MUST REMAIN WITHIN DIMENSIONS			47306-5201		SD-47306-002	1 OF 2				
			THIS DRAWING CONTAINS INFORMATION THAT IS PROPRIETARY TO MOLEX INCORPORATED AND SHOULD NOT BE USED WITHOUT WRITTEN PERMISSION							

NOTES:

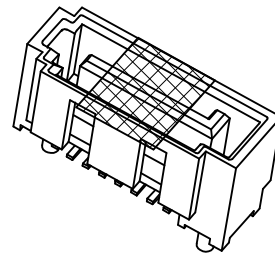
1. MATERIAL:
HOUSING: HIGH TEMPERATURE THERMAL PLASTIC, GLASS FILLED, UL94V-0, COLOR: BLACK.
TERMINAL: BRASS.
POST: BRASS.
2. TERMINAL PLATING:
CONTACT AREA: GOLD FLASH.
SOLDER TAIL: TIN, THICKNESS=1.27 MICRON MINIMUM,
UNDER PLATE: NICKEL, THICKNESS=1.27 MICRON MINIMUM.
3. POST PLATING: UNDER PLATE: NICKEL, THICKNESS=1.25 MICRON MINIMUM,
TIN, THICKNESS=1.9 MICRON MINIMUM OVER ALL.
4. PACKAGING: PK-47306-001.
5. PRODUCT SPECIFICATION REFER TO PS-67491-001 .
6. RECOMMENDED SOLDERING PROCESS: IR PROCESS.
7. THE MYLAR STICKED ON THE HOUSING IS JUST USED FOR PICK-UP PLACE, PLEASE REMOVE IT AFTER REFLOW.
8. PRODUCT COMPLIANT TO RoHS DIRECTIVE 2002/95/EC AND ELV DIRECTIVE 2000/53/EC.



RECOMMENDED P.C.B LAYOUT
CONNECTOR SIDE



REFERENCE SCHEMATICS OF MYLAR



NEW RELEASE EC NO: SH2009-0076 DRWN: XQZHANG 2008/08/13 CHKD: XJSONG 2008/08/13 APPR: HWANG 2008/09/10	QUALITY SYMBOLS	GENERAL TOLERANCES (UNLESS SPECIFIED)	DIMENSION STYLE	SCALE	DESIGN UNITS	THIRD ANGLE PROJECTION
	▼ = 0 □ = 0	mm INCH 4 PLACES ± --- ± --- 3 PLACES ± --- ± --- 2 PLACES ± 0.15 ± --- 1 PLACE ± 0.25 ± --- ANGULAR ± 1 °	MM ONLY	1:1	METRIC	☉ □ THIRD ANGLE PROJECTION
	DESCRIPTION	DRAFT WHERE APPLICABLE MUST REMAIN WITHIN DIMENSIONS	DRAWN BY: CHEN BO CHECKED BY: JOHNSON APPROVED BY: HARVEY MATERIAL NO: 47306-5201	DATE: 2007/09/04 DATE: 2007/09/04 DATE: 2007/09/04	TITLE	HIGH SPEED CONNECTOR 1.27MM PITCH VERTICAL SMT SOLDER TAIL
	REV		SIZE: A3	MOLEX INCORPORATED DOCUMENT NO: SD-47306-002		SHEET NO: 2 OF 2