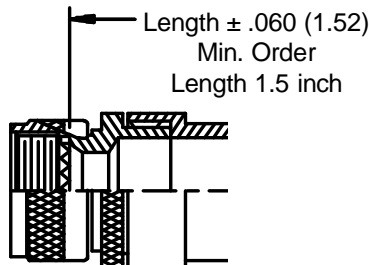
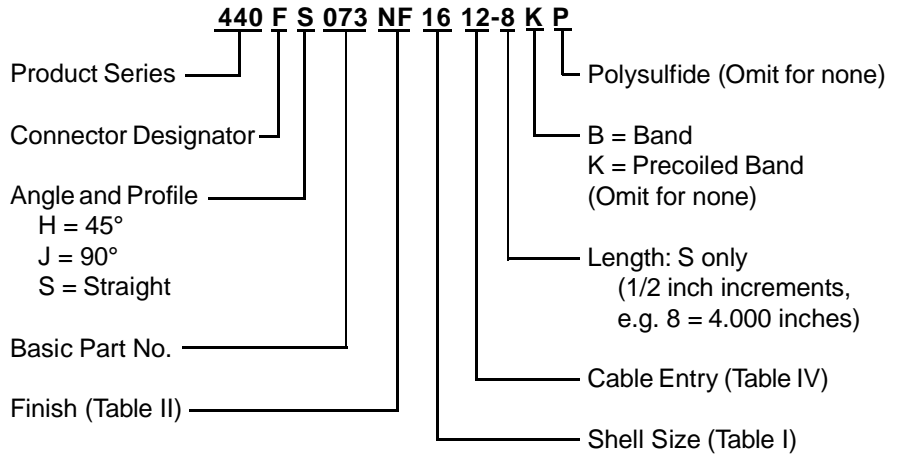
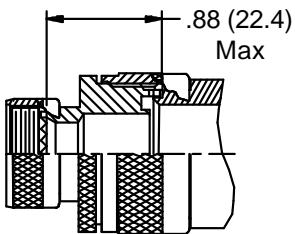
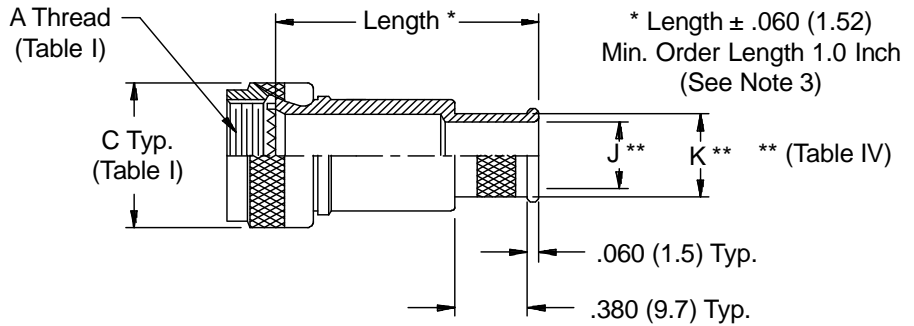


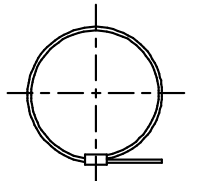
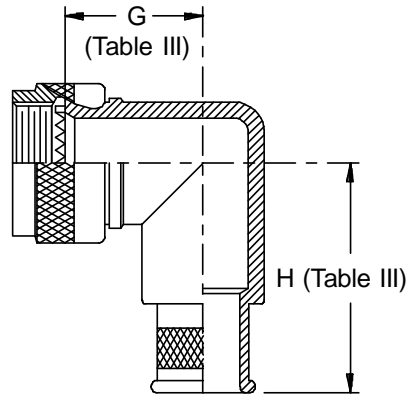
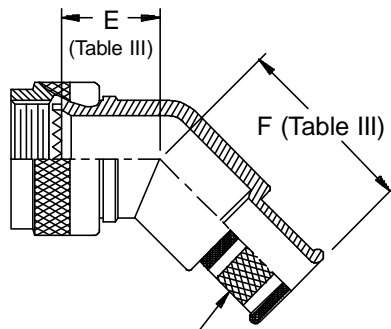
CONNECTOR DESIGNATORS
A-F-H-L-S
ROTATABLE COUPLING



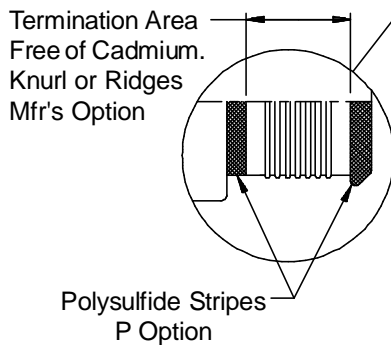
STYLE 2 (STRAIGHT)
See Note 1)



STYLE 2 (45° & 90°)
See Note 1)



Band Option (K Option Shown - See Note 4)



See inside back cover fold-out or pages 13 and 14 for Tables I and II.

TABLE III: ELBOW DIMENSIONS

Shell Size		E		F		G		H	
Conn. Desig.	H	Max		Max		Max		Max	
A-F-L-S									
08	09	.639	(16.2)	.890	(22.6)	.750	(19.1)	1.000	(25.4)
10	11	.664	(16.9)	.920	(23.4)	.810	(20.6)	1.060	(26.9)
12	13	.688	(17.5)	.940	(23.9)	.870	(22.1)	1.120	(28.4)
14	15	.705	(17.9)	.970	(24.6)	.920	(23.4)	1.190	(30.2)
16	17	.732	(18.6)	.990	(25.1)	.980	(24.9)	1.250	(31.8)
18	19	.748	(19.0)	1.000	(25.4)	1.020	(25.9)	1.270	(32.3)
20	21	.773	(19.6)	1.020	(25.9)	1.080	(27.4)	1.330	(33.8)
22	23	.800	(20.3)	1.060	(26.9)	1.140	(29.0)	1.410	(35.8)
24	25	.823	(20.9)	1.090	(27.7)	1.200	(30.5)	1.480	(37.6)

TABLE IV: CABLE ENTRY

Dash No.	J Dia	K Dia
02	.125 (3.2)	.250 (6.4)
03	.188 (4.8)	.312 (7.9)
04	.250 (6.4)	.375 (9.5)
05	.312 (7.9)	.438 (11.1)
06	.375 (9.5)	.500 (12.7)
07	.438 (11.1)	.562 (14.3)
08	.500 (12.7)	.625 (15.9)
09	.562 (14.3)	.688 (17.5)
10	.625 (15.9)	.750 (19.1)
11	.688 (17.5)	.812 (20.6)
12	.750 (19.1)	.875 (22.2)
13	.812 (20.6)	.938 (23.8)
14	.875 (22.2)	1.000 (25.4)
15	.938 (23.8)	1.062 (27.0)
16	1.000 (25.4)	1.125 (28.6)
17	1.062 (27.0)	1.188 (30.2)
18	1.125 (28.6)	1.250 (31.8)
20	1.250 (31.8)	1.375 (34.9)
22	1.375 (34.9)	1.500 (38.1)
24	1.500 (38.1)	1.625 (41.3)

1. When maximum cable entry (page 21) is exceeded, Style 2 will be supplied. Dimensions E, F, G and H will not apply. Please consult factory.
2. Metric dimensions (mm) are indicated in parentheses.
3. Consult factory for shorter lengths on straight backshells.
4. Backshells supplied with 600-052-* band, see Glenair Series 600 Tool Catalog for installation.

-445 Now Available with the "NESTOR"

Add "-445" to Specify Glenair's Non-Detent, Spring-Loaded, Self-Locking Coupling. See Page 41 for Details.