

D SUBMINIATURE CONNECTORS

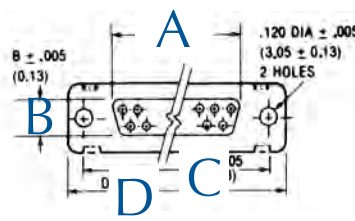


Fig. 1

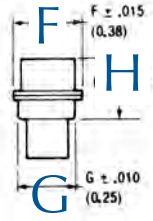


Fig. 2



Fig. 3

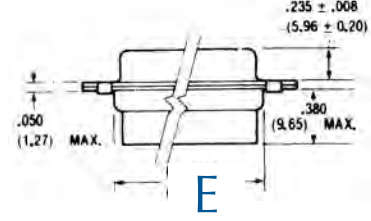


Fig. 4



Fig. 5



Fig. 6



Fig. 7



Fig. 8

Male D-Subminiature Connectors

Retail Part No.	Bulk Part No.	Bulk Part No. 100 Package	Fig. No.	Description	No. of Pins	Contact Position	A In. (mm)	B In. (mm)	C In. (mm)	D In. (mm)	E In. (mm)	F In. (mm)	G In. (mm)	H In. (mm)
	41-1040-BU		1	DB-9 Shell/Insert Kit	9	9	.666 (16.92)	.329 (8.36)	.984 (24.99)	1.218 (30.94)	.758 (19.25)	.500 (12.70)	.422 (10.72)	.422 (10.72)
	41-1041-BU		2	DB-15 Shell/Insert Kit	15	15	.994 (25.25)	.329 (8.36)	1.312 (33.32)	1.546 (39.27)	1.082 (27.48)	.500 (12.70)	.422 (10.72)	.422 (10.72)
	41-1042-BU		3	DB-25 Shell/Insert Kit	20	25	1.534 (38.96)	.329 (8.36)	1.852 (47.04)	2.088 (53.04)	1.624 (41.25)	.500 (12.70)	.422 (10.72)	.422 (10.72)
		41-1045-100	4	Package of 100 Pins	100	N/A	N/A	N/A	N/A	N/A	N/A	N/A	N/A	N/A

Note: All of the above have a contact rating of 7.5 Amps (max) and are good for wire sizes #20 to #24 AWG

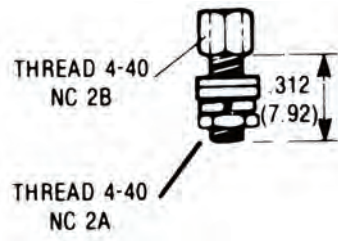
Female D-Subminiature Connectors

Bulk Part No.	Bulk Part No. 100 Package	Fig. No.	Description	No. of Pins	Contact Position	A In. (mm)	B In. (mm)	C In. (mm)	D In. (mm)	E In. (mm)	F In. (mm)	G In. (mm)	H In. (mm)
41-1050-BU		5	DB-9 Shell/Insert Kit	9	9	.643 (16.33)	.311 (7.90)	.984 (24.99)	1.218 (30.94)	.758 (19.25)	.500 (12.70)	.422 (10.72)	.429 (10.90)
41-1051-BU		6	DB-15 Shell/Insert Kit	15	15	.971 (24.66)	.311 (7.90)	1.312 (33.32)	1.546 (39.27)	1.082 (27.48)	.500 (12.70)	.422 (10.72)	.429 (10.90)
41-1052-BU		7	DB-25 Shell/Insert Kit	20	25	1.511 (38.96)	.311 (7.90)	1.852 (47.04)	2.088 (53.04)	1.624 (41.25)	.500 (12.70)	.422 (10.72)	.429 (10.90)
	41-1055-100	8	Package of 100 Sockets	100	N/A	N/A	N/A	N/A	N/A	N/A	N/A	N/A	N/A

Note: All of the above have a contact rating of 7.5 Amps (max) and are good for wire sizes #20 to #24 AWG



Fig. 9



Screw Lock Assembly

Retail Part No.	Bulk Part No.	Bulk Part No. 100 Package	Fig. No.	Description	Material	Finish
		41-1033-100	9	Hex Nuts for Screw Lock Assembly, in accordance with MIL-STD-202A	Steel	Cadmium Plate, Yellow Chromate
41-1032-P			9	Female Screw Lock Assembly, in accordance with MIL-STD-202A	Steel	Cadmium Plate, Yellow Chromate

For the latest information—www.gcelectronics.com

All quantities are single; BU's are packages of 10 Unless otherwise noted.

D-SUBMINIATURE CONNECTORS (Cont.)

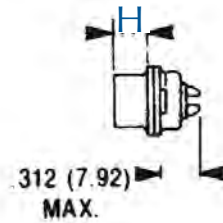
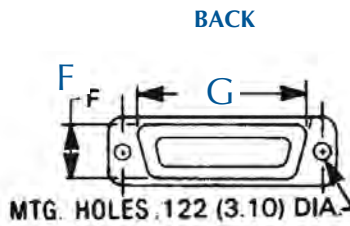
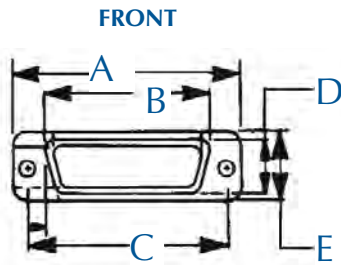


Fig. 1



Fig. 2



Fig. 3



Fig. 4



Fig. 5



Fig. 6



Fig. 7



Fig. 8



Fig. 9



Fig. 10

Solder Cup Type D-Subminiature Connectors

Retail Part No.	Bulk Part No.	Fig. No.	Descrip.	Contact Rating	Wire Size	Insulator Material	Shell/Finish Material	Contact Material	No. of Pins	Solder Cup Type	A In. (mm)	B In. (mm)	C In. (mm)	D In. (mm)	E In. (mm)	F In. (mm)	G In. (mm)	H In. (mm)
	41-1111-BU	1	Male Plug	5 Amps	20 AWG	2-piece Nylon	Zinc plated Brass	Brass	9	DB9	1.213 (30.8)	.697 (17.7)	.984 (25)	.359 (9.14)	.496 (12.6)	.422 (10.72)	.759 (19.3)	.370 (9.4)
	41-2111-BU	2	Female Socket	5 Amps	20 AWG	2-piece Nylon	Zinc plated Brass	Phosphor Bronze	9	DB9	1.213 (30.8)	.640 (16.22)	.984 (25)	.308 (7.82)	.496 (12.6)	.422 (10.72)	.759 (19.3)	.370 (9.4)
	41-1211-BU	3	Male Plug	5 Amps	20 AWG	2-piece Nylon	Zinc plated Brass	Brass	15	DB15	1.539 (39.1)	1.025 (26.04)	1.311 (33.3)	.359 (9.14)	.496 (12.6)	.422 (10.72)	1.083 (27.5)	.236 (6)
	41-2211-BU	4	Female Socket	5 Amps	20 AWG	2-piece Nylon	Zinc plated Brass	Phosphor Bronze	15	DB15	1.539 (39.1)	.969 (24.6)	1.311 (33.3)	.308 (7.82)	.496 (12.6)	.422 (10.72)	1.083 (27.5)	.244 (6.2)
	41-1311-BU	5	Male Plug	5 Amps	20 AWG	2-piece Nylon	Zinc plated Brass	Brass	25	DB25	2.087 (53)	1.583 (40.21)	1.850 (47)	.378 (9.6)	.496 (12.6)	.422 (10.72)	1.626 (41.3)	.236 (6)
	41-2311-BU	6	Female Socket	5 Amps	20 AWG	2-piece Nylon	Zinc plated Brass	Phosphor Bronze	25	DB25	2.087 (53)	1.508 (38.3)	1.850 (47)	.308 (7.82)	.496 (12.6)	.422 (10.72)	1.626 (41.3)	.244 (6.2)
	41-2411-BU	7	Female Socket	5 Amps	20 AWG	2-piece Nylon	Zinc plated Brass	Phosphor Bronze	37	DB37	2.728 (69.3)	2.156 (54.76)	2.500 (63.5)	.308 (7.82)	.496 (12.6)	.422 (10.72)	2.272 (57.7)	.244 (6.2)

Hi-density Type D-Subminiature Connectors

Retail Part No.	Bulk Part No.	Fig. No.	Descrip.	Contact Rating	Wire Size	Insulator Material	Shell/Finish Material	Contact Material	No. of Pins	Solder Cup Type	A In. (mm)	B In. (mm)	C In. (mm)	D In. (mm)	E In. (mm)	F In. (mm)	G In. (mm)	H In. (mm)
	41-2115-BU	8	Male Plug	5 Amps	20 AWG	2-piece Nylon	Zinc plated Brass	Brass	15	HD15	1.213 (30.8)	.697 (17.7)	.984 (25)	.359 (9.14)	.496 (12.6)	.422 (10.72)	1.083 (27.5)	.236 (6)
	41-2116-BU	9	Female Socket	5 Amps	20 AWG	2-piece Nylon	Zinc plated Brass	Phosphor Bronze	15	HD15	1.213 (30.8)	.640 (16.22)	.984 (25)	.308 (7.82)	.496 (12.6)	.422 (10.72)	.759 (19.3)	.244 (6.2)
	41-2124-BU	10	Male Plug	5 Amps	20 AWG	2-piece Nylon	Zinc plated Brass	Brass	26	HD26	1.539 (39.1)	1.025 (26.04)	1.311 (33.3)	.359 (9.14)	.496 (12.6)	.422 (10.72)	1.083 (27.5)	.236 (6)




Fig. 1




Fig. 2




Fig. 3



Fig. 4

DB Shielded “Double Shells” (Adapter Hood Kits)

Retail Part No.	Bulk Part No.	Figure Number	Description
	41-2909-BU	1	DB-9 to DB-9 Adapter Hood Kit, Molded Plastic with Chrome Plating
	41-2927-BU	1	DB-9 to DB-25 Adapter Hood Kit, Molded Plastic with Chrome Plating
	41-2925-BU	1	DB-25 to DB-25 Adapter Hood Kit, Molded Plastic with Chrome Plating

Subminiature “D” Hood Kits

Retail Part No.	Bulk Part No.	Figure Number	Description
	41-1000-BU	2	Plain Plastic Hood Kit, 9 Pin
	41-1001-BU	2	Plain Plastic Hood Kit, 15 Pin
	41-1002-BU	2	Plain Plastic Hood Kit, 25 Pin
	41-2720-BU	3	Metallized (Shielded) ABS Plastic Multifit™ Hood Kit, 9 Pin, Chrome Plated
	41-2724-BU	3	Metallized (Shielded) ABS Plastic Multifit™ Hood Kit, 25 Pin, Chrome Plated
	41-2726-BU	3	Metallized (Shielded) ABS Plastic Multifit™ Hood Kit, 37 Pin, Chrome Plated
	41-2730-BU	4	Die-cast Metal Hood Kit, 9 Pin, Zinc
	41-2732-BU	4	Die-cast Metal Hood Kit, 15 Pin, Zinc
	41-2734-BU	4	Die-cast Metal Hood Kit, 25 Pin, Zinc