



»» Features

- DPST-NO miniature PCB Power Relay.
- Ideal for Black Good applications and AV products power supply controls.
- TV-4 rating and high sensitivity coil with 350mW coil.
- 6mm insulation distance between coil and contacts comply with IEC65.
- 4000V high dielectric strength.

»» Type List

◆ Standard Type

Terminal style	Contact form	UL Insulation system approval	Designation		
			Flux tight	Sealed type	Sealed type washable
PCB terminal	2A (DPNO)	-----	401-2AC-C	401-2AC-V	401-2AC-S
		F	401-2AC-F-C	401-2AC-F-V	401-2AC-F-S
		-----	401-2ACA-C	401-2ACA-V	401-2ACA-S
		F	401-2ACA-F-C	401-2ACA-F-V	401-2ACA-F-S
		-----	401-2AH-C	401-2AH-V	401-2AH-S
		F	401-2AH-F-C	401-2AH-F-V	401-2AH-F-S
		-----	401-2AHA-C	401-2AHA-V	401-2AHA-S
		F	401-2AHA-F-C	401-2AHA-F-V	401-2AHA-F-S

◆ Low Power Type

PCB terminal	2A (DPNO)	-----	401L-2AC-C	401L-2AC-V	401L-2AC-S
		F	401L-2AC-F-C	401L-2AC-F-V	401L-2AC-F-S
		-----	40L-2ACA-C	401L-2ACA-V	401L-2ACA-S
		F	401L-2ACA-F-C	401L-2ACA-F-V	401L-2ACA-F-S
		-----	401L-2AH-C	401L-2AH-V	401L-2AH-S
		F	401L-2AH-F-C	401L-2AH-F-V	401L-2AH-F-S
		-----	401L-2AHA-C	401L-2AHA-V	401L-2AHA-S
		F	401L-2AHA-F-C	401L-2AHA-F-V	401L-2AHA-F-S

◆ High Sensitivity Type

PCB terminal	2A (DPNO)	-----	401N-2AC-C	401N-2AC-V	401N-2AC-S
		F	401N-2AC-F-C	401N-2AC-F-V	401N-2AC-F-S
		-----	40N-2ACA-C	401N-2ACA-V	401N-2ACA-S
		F	401N-2ACA-F-C	401N-2ACA-F-V	401N-2ACA-F-S
		-----	401N-2AH-C	401N-2AH-V	401N-2AH-S
		F	401N-2AH-F-C	401N-2AH-F-V	401N-2AH-F-S
		-----	401N-2AHA-C	401N-2AHA-V	401N-2AHA-S
		F	401N-2AHA-F-C	401N-2AHA-F-V	401N-2AHA-F-S

Ordering Information

401 L N - 2AC - 1 - F - C
 1 2 3 4 5 6 7

1. 401 -- Basic series designation
 2AHA -- Double pole normally open ∙ Contact material AgSnO + Au
2. Blank -- Standard type
 L -- Low power type
3. Blank -- Standard type
 N -- High sensitivity type
4. 2AC -- Double pole normally open ∙ Contact material AgNi
 2AH -- Double pole normally open ∙ Contact material AgSnO
 2ACA -- Double pole normally open ∙ Contact material AgNi + Au
5. Blank -- Standard type
 1 -- Contact gap ≥ 0.7 mm
6. Blank -- Standard type
 F -- Class F
7. C -- Flux tight
 V -- Sealed type
 S -- Sealed type washable

Contact Rating

	401	401L
Resistive load	8A 125VAC 5A 250VAC	5A 125VAC 3A 250VAC / 30VDC

Coil Rating (DC)

◆ Standard Type

Rated voltage (V)	Rated current $\pm 10\%$ at 23 °C (mA)	Coil resistance $\pm 10\%$ at 23 °C (Ω)	Max. continuous voltage at 85 °C	Pick up voltage(Max) at 23 °C	Drop out voltage(Min) at 23 °C	Power consumption at rated voltage
3	176.5	17	140 % of rated voltage	75 % of rated voltage	5 % of rated voltage	approx. 0.53W
5	106.4	47				
6	88.2	68				
9	58	153				
12	44.2	272				
15	35.3	425				
18	29.5	611				
24	21	1100				
36	14.7	2445				
48	11	4350				
60	8.8	6790				

◆ High Sensitivity Type

Rated voltage (V)	Rated current ±10 % at 23 °C (mA)	Coil resistance ±10 % at 23 °C (Ω)	Max. continuous voltage at 85 °C	Pick up voltage(Max) at 23 °C	Drop out voltage(Min) at 23 °C	Power consumption at rated voltage
3	116.7	25.7	140 % of rated voltage	75 % of rated voltage	5 % of rated voltage	approx. 0.35W
5	70	71				
6	58.3	102.8				
9	38.9	231				
12	29.1	411				
15	23.3	643				
18	19.4	926				
24	14.6	1646				
36	9.7	3700				
48	7.3	6580				
60	5.8	10280				

»» Specification

Contact material	AgSnO / AgNi alloy	
Contact resistance ⁽¹⁾	100mΩ Max.	
Operate time ⁽¹⁾	15ms Max.	
Release time ⁽¹⁾	15ms Max.	
Insulation resistance ⁽¹⁾	1000MΩ Min. (DC 500V)	
Dielectric strength ⁽¹⁾	Between open contact	: AC 1000V , 50/60Hz 1 min.
	Between contact and coil	: AC 4000V , 50/60Hz 1 min.
	Between contact circuits	: AC 3000V , 50/60Hz 1 min.
Vibration resistance	Operating extremes	10~55Hz , amplitude 1.5 mm
	Damage limits	10~55Hz , amplitude 1.5 mm
Shock resistance	Operating extremes	10G
	Damage limits	100G
Life expectancy	Mechanical	10,000,000 operations (frequency 24,000 operations/hr)
	Electrical	100,000 operations (frequency 1,200 operations/hr)
Operating ambient temperature	-40~+85 °C (no freezing)	
Weight	Approx. 17 g	

Note : (1) initial value

»» Safety Approval

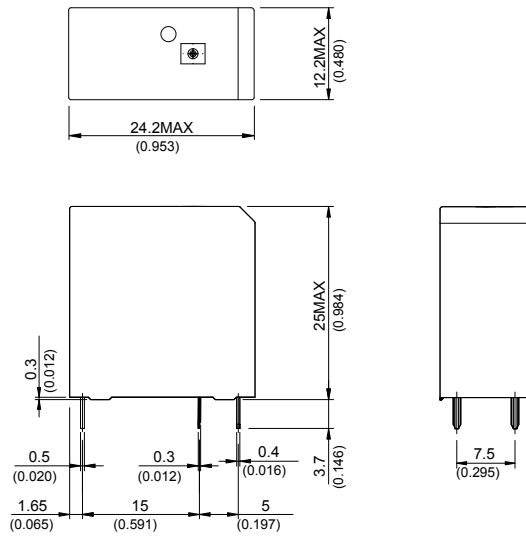
Certified	UL / CUL	TUV
File No.	E74321	R50015321

401

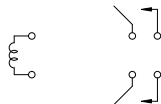
»» Safety Approval Rating

UL / CUL		TUV	
401	401L	401	401L
8A 125VAC	5A 125VAC	5A 250VAC	3A 250VAC
5A 277VAC	3A 277VAC	8A 125VAC	5A 125VAC
TV-4 (only for 2AH · 2AHA contact)	3A 30VDC		3A 30VDC

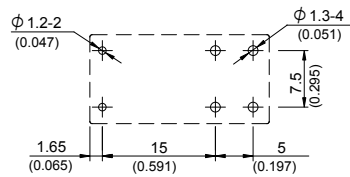
»» Outline Dimensions



»» Wiring Diagram BOTTOM VIEW



»» PC Board Layout BOTTOM VIEW



»» Engineering Data

