

MICRO SWITCH
a Honeywell Division

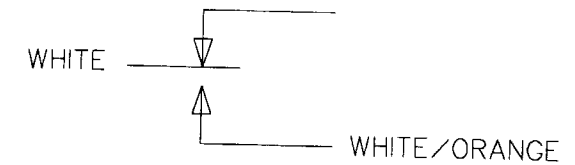
FED. MFG. CODE 91929

SWITCH-BASIC

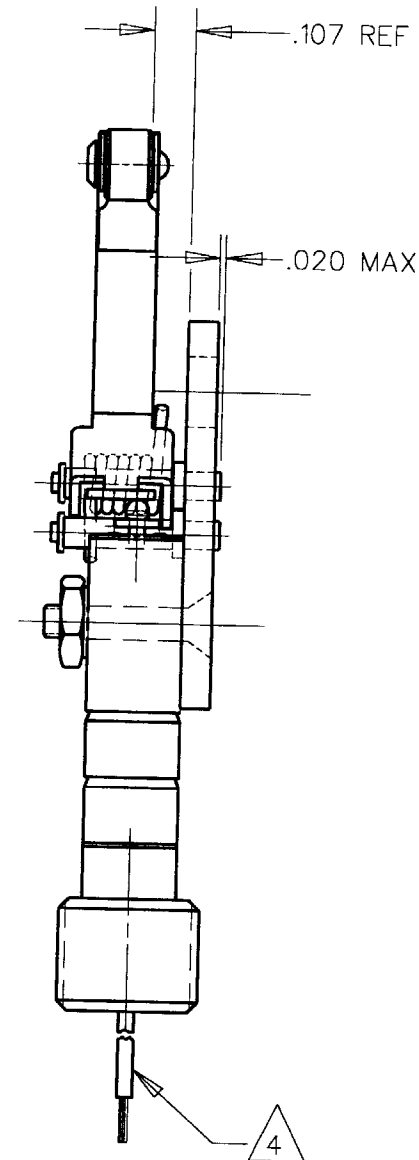
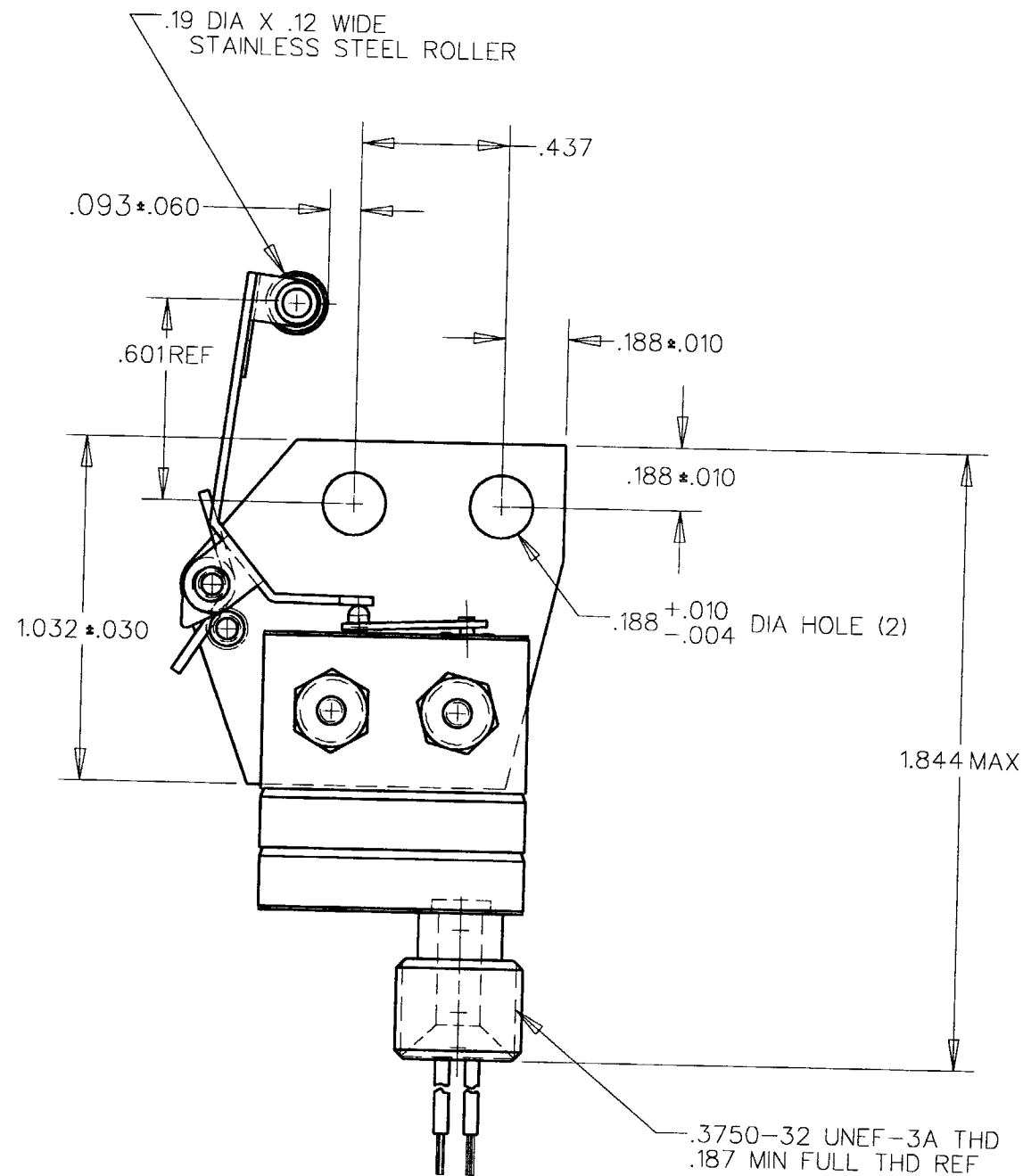
CATALOG LISTING

38HM9

SUNSTRAND DRAWING
5905034



CIRCUIT DIAGRAM



38HM9
 M
 DRAWING NUMBER
 4
 ISSUE
 REVISIONS
 A CO69973
 TSM 15 MAR 91
 CHECK MAM 25 MAR 91
 CHECK MAM 25 MAR 91
 DRAWN
 TSM 15 MAR 91
 DDM/CAD

THIS DRAWING COVERS A PROPRIETARY ITEM AND IS THE PROPERTY OF MICRO SWITCH, A DIVISION OF HONEYWELL. THIS DRAWING IS NOT TO BE COPIED OR USED WITHOUT THE APPROVAL OF MICRO SWITCH

CHARACTERISTICS	
OPERATING FORCE	3 LBS MAX
RELEASE FORCE	6 OZ MIN
PRETRAVEL	.012 MIN
DIFFERENTIAL TRAVEL	.030 MAX
OVERTRAVEL	.050 MIN

ELECTRICAL DATA	
CONTACT ARRANGEMENT S P N O	
28 VOLTS DC RATING	
INDUCTIVE	SEA LEVEL --- 1/4 AMP
	70,000 FT --- 1/4 AMP
RESISTIVE	SEA LEVEL --- 1 AMP
	70,000 FT --- 1 AMP

THIRD ANGLE PROJECTION	
SCALE	2:1
DO NOT SCALE PRINT	
UNLESS OTHERWISE SPECIFIED TOLERANCES ARE	
ONE PLACE	(.0) ± .030
TWO PLACE	(.00) ± .015
THREE PLACE	(.000) ± .005
ANGLES	±
WEIGHT	

- NOTES
- 1 - UNIT INCLUDES 8HM102 BASIC SWITCH
 - 2 - SWITCH HERMETICALLY SEALED PER MIL-S-8805, SYMBOL 5
 - 3 - ALL EXPOSED PARTS ARE CORROSION RESISTANT MATERIALS OR SURFACE TREATED
 - 4 - LEADWIRE PER MIL-W-22759/10-20 AND 36 INCHES LONG REF