


Ground Terminals

EK 2.5N




Single Level

EK 4




Single Level

EK 6/35



Single Level

EK 10



Single Level

Terminal Block Selection Data

Available Options	Version	EK 2.5N		EK 4		EK 6/35		EK 10	
Green/Yellow PA		0474360000	0661060000	0354560000	0661160000		0661260000	0354660000	0661360000
Bare									
Two clamping yokes, bare									

Dimensions

Width / Length / Height mm (in.)	for TS 32	EK 2.5N	EK 4	EK 6/35	EK 10
	↶	6/36.5/49.5 (.24/1.44/1.95)	8/40/51.5 (.31/1.58/2.03)		10/40/51.5 (.39/1.58/2.03)
	↷	6/56/40 (.24/2.2/1.58)	6.5/56/44 (.26/2.2/1.73)	8/56/44 (.31/2.2/1.73)	10/56/44 (.39/2.2/1.73)
Insulation stripping length	mm (in.)	10 (.39)	12 (.47)	12 (.47)	12 (.47)

Technical Data

Rated voltage / rated current / wire size	UL	EK 2.5N	EK 4	EK 6/35	EK 10
		#22...12 AWG	#22...12 AWG	#22...8 AWG	#14...8 AWG
	CSA	#26...12 AWG	#26...10 AWG	#26...8 AWG	#14...8 AWG
	VDE	2.5 mm ²	4 mm ²	6 mm ²	10 mm ²
Torque	Nm (lb. in.)	0.5 / 0.6* (7.0)	0.6 / 0.6* (12.5)	1.2 / 0.6* (16.0)	2.0 / 0.6* (26.5)
Clamping screw	M	2.5	3	3.5	4

Selected Accessory Data[‡]

Rail Support Block	Type	Part No.	Type	Part No.	Type	Part No.	Type	Part No.
	SH2	0494920000	SH2	0494920000	SH2	0494920000	SH2	0494920000



Tools

Hexagon wrench, 8 mm, DIN 6911

Marking Tags

Note:	Print	EK 2.5N	EK 4	EK 6/35	EK 10
Note: Part numbers are shown for a single card of pre-printed tags numbered 1-50.	Consecutive horizontal	DEK 5/6 0468660001	DEK 5/6.5 0468160001	DEK 5/8 1653340001	DEK 5/5 0473460001
	Consecutive vertical	DEK 5/6 0468760001	DEK 5/6.5 0468260001	DEK 5/8 1653350001	DEK 5/5 0473560001