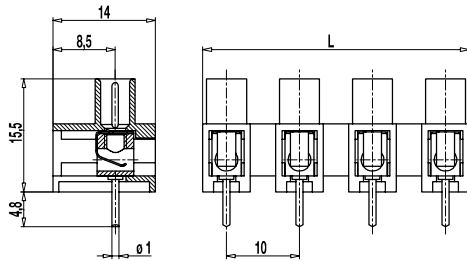



322-FBG

Plug-in terminal strip

Socket with clamping spring, with solder pin



The plug-in terminal strip 322-FBG with a pitch of 10 mm is equipped with a solder pin and designed for the use on PCBs. Due to large pitch and moulding shape, this version is also well suited for applications using higher voltages.

Used in combination with a plug-in terminal strip 322-SVW, the contact pressure is applied by a stainless-steel spring.

In plugged condition, all metal components are protected against accidental contact, except for the solder pins. The screws are captive, vibration-proof and secured against self-loosening. In addition, these terminal strips can be screw-mounted on the PCB.

Part Numbers

No. of poles	322-FBG	Length	PU
2	60.821.013	18,00	200
3	61.821.013	28,00	250
4	62.821.013	38,00	200
5	63.821.013	48,00	100
6	64.821.013	58,00	100
7	65.821.013	68,00	70
8	66.821.013	78,00	70
9	67.821.013	88,00	60
10	68.821.013	98,00	50
11	69.821.013	108,00	50
12	70.821.013	117,00	50

General Information

Pitch	10 mm
No. of poles	2 - 12
Usable with	322-SVW(-DS)



Technical Data

Overvoltage Category	III	III	II
Pollution Severity Level	3	2	2
Rated Voltage	630 V (500 V)	1000V (630V)	1000V (1000V)
Rated Impulse Voltage	8 kV (6 kV)	8 kV (6 kV)	6 kV (6 kV)
Rated Insulation Voltage	750 V acc. to EN 60998-1		
Rated Current	10 A		
Hole in PCB	ø 1,3 mm		
Other specifications	Rated values in parentheses apply to use with 322-SVW(-DS).		

Material

Moulding	PA, natural, V-2
Comparative Tracking Index	CTI ≥ 600
Insulating Group	I
Temperature Range	-40°C up to 100°C
Terminal Body	Tin plated brass
Solder pin	ø 1 mm; tin plated copper
Spring	Stainless strip steel

Approvals

	Current [A]	Voltage [V]	Group	AWG	[Nm]
	20	300	B	18 - 12	
	15	300	B	26 - 10	
	10	300	D,E	26 - 10	

Options / Accessories

- Marking strips BST-322
- Longer solder pins up to 75 mm