

Ground modular terminal block - UT 35-PE/S - 3215928

Please be informed that the data shown in this PDF Document is generated from our Online Catalog. Please find the complete data in the user's documentation. Our General Terms of Use for Downloads are valid (<http://phoenixcontact.com/download>)




Ground modular terminal block, with screwfix, connection method: Screw connection, number of connections: 2, cross section: 1.5 mm² - 35 mm², AWG: 16 - 2, width: 16 mm, color: green-yellow, mounting type: NS 35/7,5, NS 35/15



COMPLETE

Key Commercial Data

| | |
|--------------------------------------|---|
| Packing unit | 1 pc |
| GTIN |  4 046356 595810 |
| GTIN | 4046356595810 |
| Weight per Piece (excluding packing) | 86.667 g |
| Custom tariff number | 85369010 |
| Country of origin | China |

Technical data

General

| | |
|--|-------------------------|
| Number of levels | 1 |
| Number of connections | 2 |
| Nominal cross section | 35 mm ² |
| Color | green-yellow |
| Insulating material | PA |
| Flammability rating according to UL 94 | V0 |
| Rated surge voltage | 8 kV |
| Degree of pollution | 3 |
| Overvoltage category | III |
| Insulating material group | I |
| Designation | Level 1 above 1 below 1 |

Ground modular terminal block - UT 35-PE/S - 3215928

Technical data

General

| | |
|---|---|
| Open side panel | No |
| Terminal block mounting | 2.5 Nm ... 3 Nm (PE foot with mounting screw, M5) |
| Oscillation, broadband noise test result | Test passed |
| Test specification, oscillation, broadband noise | DIN EN 50155 (VDE 0115-200):2008-03 |
| Test spectrum | Service life test category 1, class B, body mounted |
| Test frequency | $f_1 = 5 \text{ Hz}$ to $f_2 = 150 \text{ Hz}$ |
| ASD level | $1.857 \text{ (m/s}^2\text{)}^2/\text{Hz}$ |
| Acceleration | 0,8 g |
| Test duration per axis | 5 h |
| Test directions | X-, Y- and Z-axis |
| Shock test result | Test passed |
| Test specification, shock test | DIN EN 50155 (VDE 0115-200):2008-03 |
| Shock form | Half-sine |
| Acceleration | 5g |
| Shock duration | 30 ms |
| Number of shocks per direction | 3 |
| Test directions | X-, Y- and Z-axis (pos. and neg.) |
| Relative insulation material temperature index (Elec., UL 746 B) | 130 °C |
| Temperature index of insulation material (DIN EN 60216-1 (VDE 0304-21)) | 130 °C |
| Static insulating material application in cold | -60 °C |

Dimensions

| | |
|------------------|---------|
| Width | 16 mm |
| End cover width | 2.2 mm |
| Length | 60.2 mm |
| Height NS 35/7,5 | 65.7 mm |
| Height NS 35/15 | 73.2 mm |

Connection data

| | |
|----------------------------------|--|
| Note | Please observe the current carrying capacity of the DIN rails. |
| Connection method | Screw connection |
| Screw thread | M6 |
| Stripping length | 18 mm |
| Tightening torque, min | 3.2 Nm |
| Tightening torque max | 3.7 Nm |
| Connection in acc. with standard | IEC 60947-7-2 |
| Note | Note: Product releases, connection cross sections and notes on connecting aluminum cables can be found in the download area. |

Ground modular terminal block - UT 35-PE/S - 3215928

Technical data

Connection data

| | |
|--|---------------------|
| Conductor cross section solid min. | 1.5 mm ² |
| Conductor cross section solid max. | 35 mm ² |
| Conductor cross section AWG min. | 16 |
| Conductor cross section AWG max. | 2 |
| Conductor cross section flexible min. | 1.5 mm ² |
| Conductor cross section flexible max. | 35 mm ² |
| Min. AWG conductor cross section, flexible | 16 |
| Max. AWG conductor cross section, flexible | 2 |
| Conductor cross section flexible, with ferrule without plastic sleeve min. | 1.5 mm ² |
| Conductor cross section flexible, with ferrule without plastic sleeve max. | 35 mm ² |
| Conductor cross section flexible, with ferrule with plastic sleeve min. | 1.5 mm ² |
| Conductor cross section flexible, with ferrule with plastic sleeve max. | 35 mm ² |
| Internal cylindrical gage | B9 |

Standards and Regulations

| | |
|--|---------------|
| Connection in acc. with standard | IEC 60947-7-2 |
| Flammability rating according to UL 94 | V0 |

Environmental Product Compliance

| | |
|------------|---|
| China RoHS | Environmentally friendly use period: unlimited = EFUP-e |
| | No hazardous substances above threshold values |

Classifications

eCl@ss

| | |
|------------|----------|
| eCl@ss 4.0 | 27141118 |
| eCl@ss 4.1 | 27141118 |
| eCl@ss 5.0 | 27141118 |
| eCl@ss 5.1 | 27141100 |
| eCl@ss 6.0 | 27141100 |
| eCl@ss 7.0 | 27141141 |
| eCl@ss 8.0 | 27141141 |
| eCl@ss 9.0 | 27141141 |

ETIM

| | |
|----------|----------|
| ETIM 2.0 | EC000901 |
| ETIM 3.0 | EC000901 |
| ETIM 4.0 | EC000901 |

Ground modular terminal block - UT 35-PE/S - 3215928

Classifications

ETIM

| | |
|----------|----------|
| ETIM 5.0 | EC000901 |
| ETIM 6.0 | EC000901 |
| ETIM 7.0 | EC000901 |

UNSPSC

| | |
|---------------|----------|
| UNSPSC 6.01 | 30211811 |
| UNSPSC 7.0901 | 39121410 |
| UNSPSC 11 | 39121410 |
| UNSPSC 12.01 | 39121410 |
| UNSPSC 13.2 | 39121410 |

Approvals


Approvals


Approvals

UL Recognized / cUL Recognized / EAC / RS / cULus Recognized

Ex Approvals

Approval details

| | | | |
|----------------------------|---|---|--------------|
| UL Recognized |  | http://database.ul.com/cgi-bin/XYV/template/LISEXT/1FRAME/index.htm | FILE E 60425 |
| | B | C | |
| Nominal voltage UN | 600 V | 600 V | |
| mm ² /AWG/kcmil | 16-2 | 16-2 | |

| | | | |
|----------------------------|---|---|--------------|
| cUL Recognized |  | http://database.ul.com/cgi-bin/XYV/template/LISEXT/1FRAME/index.htm | FILE E 60425 |
| | B | C | |
| Nominal voltage UN | 600 V | 600 V | |
| mm ² /AWG/kcmil | 16-2 | 16-2 | |

Ground modular terminal block - UT 35-PE/S - 3215928

Approvals

| | | |
|-----|--|--------------------------|
| EAC | | RU C- DE.A*30.B.01742 |
|-----|--|--------------------------|

| | | | |
|----|--|---|--------------|
| RS | | http://www.rs-head.spb.ru/en/index.php | 17.00013.272 |
|----|--|---|--------------|

| | | |
|------------------|--|--|
| cULus Recognized | | |
|------------------|--|--|

Accessories

Accessories

DIN rail

DIN rail perforated - NS 35/ 7,5 PERF 2000MM - 0801733



DIN rail perforated, Standard profile, width: 35 mm, height: 7.5 mm, acc. to EN 60715, material: Steel, galvanized, passivated with a thick layer, length: 2000 mm, color: silver

DIN rail, unperforated - NS 35/ 7,5 UNPERF 2000MM - 0801681



DIN rail, unperforated, Standard profile, width: 35 mm, height: 7.5 mm, acc. to EN 60715, material: Steel, galvanized, passivated with a thick layer, length: 2000 mm, color: silver

DIN rail perforated - NS 35/ 7,5 WH PERF 2000MM - 1204119



DIN rail perforated, Standard profile, width: 35 mm, height: 7.5 mm, acc. to EN 60715, material: Steel, Galvanized, white passivated, length: 2000 mm, color: silver

Ground modular terminal block - UT 35-PE/S - 3215928

Accessories

DIN rail, unperforated - NS 35/ 7,5 WH UNPERF 2000MM - 1204122



DIN rail, unperforated, Standard profile, width: 35 mm, height: 7.5 mm, acc. to EN 60715, material: Steel, Galvanized, white passivated, length: 2000 mm, color: silver

DIN rail, unperforated - NS 35/ 7,5 AL UNPERF 2000MM - 0801704



DIN rail, unperforated, Standard profile, width: 35 mm, height: 7.5 mm, acc. to EN 60715, material: Aluminum, uncoated, length: 2000 mm, color: silver

DIN rail perforated - NS 35/ 7,5 ZN PERF 2000MM - 1206421



DIN rail perforated, Standard profile, width: 35 mm, height: 7.5 mm, acc. to EN 60715, material: Steel, galvanized, length: 2000 mm, color: silver

DIN rail, unperforated - NS 35/ 7,5 ZN UNPERF 2000MM - 1206434



DIN rail, unperforated, Standard profile, width: 35 mm, height: 7.5 mm, acc. to EN 60715, material: Steel, galvanized, length: 2000 mm, color: silver

DIN rail, unperforated - NS 35/ 7,5 CU UNPERF 2000MM - 0801762



DIN rail, unperforated, Standard profile, width: 35 mm, height: 7.5 mm, acc. to EN 60715, material: Copper, uncoated, length: 2000 mm, color: copper-colored

Ground modular terminal block - UT 35-PE/S - 3215928

Accessories

End cap - NS 35/ 7,5 CAP - 1206560

DIN rail end piece, for DIN rail NS 35/7.5



DIN rail perforated - NS 35/15 PERF 2000MM - 1201730



DIN rail perforated, Standard profile, width: 35 mm, height: 15 mm, similar to EN 60715, material: Steel, galvanized, passivated with a thick layer, length: 2000 mm, color: silver

DIN rail, unperforated - NS 35/15 UNPERF 2000MM - 1201714



DIN rail, unperforated, Standard profile, width: 35 mm, height: 15 mm, similar to EN 60715, material: Steel, galvanized, passivated with a thick layer, length: 2000 mm, color: silver

DIN rail perforated - NS 35/15 WH PERF 2000MM - 0806602



DIN rail perforated, Standard profile, width: 35 mm, height: 15 mm, similar to EN 60715, material: Steel, Galvanized, white passivated, length: 2000 mm, color: silver

DIN rail, unperforated - NS 35/15 WH UNPERF 2000MM - 1204135



DIN rail, unperforated, Standard profile, width: 35 mm, height: 15 mm, similar to EN 60715, material: Steel, Galvanized, white passivated, length: 2000 mm, color: silver

Ground modular terminal block - UT 35-PE/S - 3215928

Accessories

DIN rail, unperforated - NS 35/15 AL UNPERF 2000MM - 1201756



DIN rail, unperforated, Standard profile, width: 35 mm, height: 15 mm, similar to EN 60715, material: Aluminum, uncoated, length: 2000 mm, color: silver

DIN rail perforated - NS 35/15 ZN PERF 2000MM - 1206599



DIN rail perforated, Standard profile, width: 35 mm, height: 15 mm, similar to EN 60715, material: Steel, galvanized, length: 2000 mm, color: silver

DIN rail, unperforated - NS 35/15 ZN UNPERF 2000MM - 1206586



DIN rail, unperforated, Standard profile, width: 35 mm, height: 15 mm, similar to EN 60715, material: Steel, galvanized, length: 2000 mm, color: silver

DIN rail, unperforated - NS 35/15 CU UNPERF 2000MM - 1201895



DIN rail, unperforated, Standard profile, width: 35 mm, height: 15 mm, similar to EN 60715, material: Copper, uncoated, length: 2000 mm, color: copper-colored

End cap - NS 35/15 CAP - 1206573



DIN rail end piece, for DIN rail NS 35/15

Ground modular terminal block - UT 35-PE/S - 3215928

Accessories

DIN rail, unperforated - NS 35/15-2,3 UNPERF 2000MM - 1201798



DIN rail, unperforated, Standard profile 2.3 mm, width: 35 mm, height: 15 mm, acc. to EN 60715, material: Steel, galvanized, passivated with a thick layer, length: 2000 mm, color: silver

End block

End clamp - E/AL-NS 35 - 1201662



End clamp, for end support of UKH 50 to UKH 240, is pushed onto DIN rail NS 35 and fixed with 2 screws, width: 10 mm, color: aluminum

Labeled terminal marker

Zack marker strip - ZB 16 CUS - 0827463



Zack marker strip, can be ordered: Strip, white, labeled according to customer specifications, mounting type: snap into tall marker groove, for terminal block width: 16 mm, lettering field size: 10.5 x 16 mm

Zack marker strip - ZB 16,LGS:L1-N,PE - 0827462



Zack marker strip, Strip, white, labeled, printed horizontally: L1, L2, L3, N, PE, mounting type: snap into tall marker groove, for terminal block width: 16.3 mm, lettering field size: 10.5 x 16.25 mm

Marker for terminal blocks - UC-TM 16 CUS - 0824621



Marker for terminal blocks, can be ordered: by sheet, white, labeled according to customer specifications, mounting type: snap into tall marker groove, for terminal block width: 16 mm, lettering field size: 15.45 x 10.5 mm

Ground modular terminal block - UT 35-PE/S - 3215928

Accessories

Marker for terminal blocks - UCT-TM 16 CUS - 0829637



Marker for terminal blocks, can be ordered: by sheet, white, labeled according to customer specifications, mounting type: snap into tall marker groove, for terminal block width: 16 mm, lettering field size: 14.8 x 9.6 mm

Marker pen

Marker pen - X-PEN 0,35 - 0811228



Marker pen without ink cartridge, for manual labeling of markers, labeling extremely wipe-proof, line thickness 0.35 mm

Partition plate

Partition plate - TPNS-UK - 0706647



Partition plate, length: 80 mm, width: 2 mm, height: 70 mm, color: gray

Terminal marking

Zack marker strip - ZB 16:UNPRINTED - 0827461



Zack marker strip, Strip, white, unlabeled, can be labeled with: PLOTMARK, CMS-P1-PLOTTER, mounting type: snap into tall marker groove, for terminal block width: 16 mm, lettering field size: 16 x 10.5 mm

Ground modular terminal block - UT 35-PE/S - 3215928

Accessories

Marker for terminal blocks - UC-TM 16 - 0819217



Marker for terminal blocks. Sheet, white, unlabeled, can be labeled with: BLUEMARK ID COLOR, BLUEMARK ID, BLUEMARK CLED, PLOTMARK, CMS-P1-PLOTTER, mounting type: snap into tall marker groove, for terminal block width: 16 mm, lettering field size: 15.45 x 10.5 mm

Marker for terminal blocks - UCT-TM 16 - 0829146



Marker for terminal blocks. Sheet, white, unlabeled, can be labeled with: TOPMARK NEO, TOPMARK LASER, BLUEMARK ID COLOR, BLUEMARK ID, BLUEMARK CLED, THERMOMARK PRIME, THERMOMARK CARD 2.0, THERMOMARK CARD, mounting type: snap into tall marker groove, for terminal block width: 16 mm, lettering field size: 14.8 x 9.6 mm

Warning label printed

Warning label - WS UT 35 - 3047387

Warning sign for UT terminal blocks

