

## Ground modular terminal block - UT 4-PE/L/TG - 3214365

Please be informed that the data shown in this PDF Document is generated from our Online Catalog. Please find the complete data in the user's documentation. Our General Terms of Use for Downloads are valid (<http://phoenixcontact.com/download>)



Ground modular terminal block, nom. voltage: 500 V, nominal current: 28 A, connection method: Screw connection, cross section: 0.14 mm<sup>2</sup> - 6 mm<sup>2</sup>, AWG: 26 - 10, length: 92.7 mm, width: 6.2 mm, color: gray, mounting: NS 35/7,5, NS 35/15, nom. voltage: 500 V



### Key Commercial Data

Packing unit	1 STK
Minimum order quantity	50 STK
GTIN	 4 046356 895712
GTIN	4046356895712
Weight per Piece (excluding packing)	31.590 g
Custom tariff number	85369010
Country of origin	Poland

### Technical data

#### General

Number of levels	3
Number of connections	5
Potentials	3
Nominal cross section	4 mm <sup>2</sup>
Color	gray
Insulating material	PA
Flammability rating according to UL 94	V0
Rated surge voltage	6 kV
Degree of pollution	3

# Ground modular terminal block - UT 4-PE/L/TG - 3214365

## Technical data

### General

Overvoltage category	III
Insulating material group	I
Maximum power dissipation for nominal condition	1.02 W (the value is multiplied when connecting multiple levels)
Maximum load current	36 A (with 6 mm <sup>2</sup> conductor cross section)
Nominal current I <sub>N</sub>	28 A
Nominal voltage U <sub>N</sub>	500 V
Maximum load current	20 A (with 6 mm <sup>2</sup> conductor connection)
Nominal current I <sub>N</sub>	20 A (with 4 mm <sup>2</sup> conductor cross section)
Nominal voltage U <sub>N</sub>	500 V
Open side panel	No
Shock protection test specification	DIN EN 50274 (VDE 0660-514):2002-11
Back of the hand protection	guaranteed
Finger protection	guaranteed
Oscillation, broadband noise test result	Test passed
Test specification, oscillation, broadband noise	DIN EN 50155 (VDE 0115-200):2008-03
Test spectrum	Service life test category 1, class B, body mounted
Test frequency	f <sub>1</sub> = 5 Hz to f <sub>2</sub> = 150 Hz
ASD level	0.964 (m/s <sup>2</sup> ) <sup>2</sup> /Hz
Acceleration	0.58 g
Test duration per axis	5 h
Test directions	X-, Y- and Z-axis
Shock test result	Test passed
Test specification, shock test	DIN EN 50155 (VDE 0115-200):2008-03
Shock form	Half-sine
Acceleration	5 g
Shock duration	30 ms
Number of shocks per direction	3
Test directions	X-, Y- and Z-axis (pos. and neg.)
Relative insulation material temperature index (Elec., UL 746 B)	130 °C
Temperature index of insulation material (DIN EN 60216-1 (VDE 0304-21))	130 °C
Static insulating material application in cold	-60 °C

### Dimensions

Width	6.2 mm
Length	92.7 mm
Height	60.1 mm
Height NS 35/7,5	61.7 mm

# Ground modular terminal block - UT 4-PE/L/TG - 3214365

## Technical data

### Dimensions

Height NS 35/15	69.2 mm
-----------------	---------

### Connection data

Note	Please observe the current carrying capacity of the DIN rails.
Connection method	Screw connection
Connection in acc. with standard	IEC 60947-7-1/IEC 60947-7-2
Conductor cross section solid min.	0.14 mm <sup>2</sup>
Conductor cross section solid max.	6 mm <sup>2</sup>
Conductor cross section AWG min.	26
Conductor cross section AWG max.	10
Conductor cross section flexible min.	0.14 mm <sup>2</sup>
Conductor cross section flexible max.	6 mm <sup>2</sup>
Min. AWG conductor cross section, flexible	26
Max. AWG conductor cross section, flexible	10
Conductor cross section flexible, with ferrule without plastic sleeve min.	0.14 mm <sup>2</sup>
Conductor cross section flexible, with ferrule without plastic sleeve max.	4 mm <sup>2</sup>
Conductor cross section flexible, with ferrule with plastic sleeve min.	0.14 mm <sup>2</sup>
Conductor cross section flexible, with ferrule with plastic sleeve max.	4 mm <sup>2</sup>
Stripping length	9 mm
Internal cylindrical gage	A4
Screw thread	M3
Tightening torque, min	0.6 Nm
Tightening torque max	0.8 Nm
Connection method	Screw connection
Connection in acc. with standard	IEC 60947-7-1
Conductor cross section solid min.	0.14 mm <sup>2</sup>
Conductor cross section solid max.	6 mm <sup>2</sup>
Conductor cross section AWG min.	26
Conductor cross section AWG max.	10
Conductor cross section flexible min.	0.14 mm <sup>2</sup>
Conductor cross section flexible max.	6 mm <sup>2</sup>
Min. AWG conductor cross section, flexible	26
Max. AWG conductor cross section, flexible	10
Conductor cross section flexible, with ferrule without plastic sleeve min.	0.14 mm <sup>2</sup>
Conductor cross section flexible, with ferrule without plastic sleeve max.	4 mm <sup>2</sup>
Conductor cross section flexible, with ferrule with plastic sleeve min.	0.14 mm <sup>2</sup>
Conductor cross section flexible, with ferrule with plastic sleeve max.	4 mm <sup>2</sup>
Stripping length	9 mm

# Ground modular terminal block - UT 4-PE/L/TG - 3214365

## Technical data

### Connection data

Screw thread	M3
Tightening torque, min	0.6 Nm
Tightening torque max	0.8 Nm

### Standards and Regulations

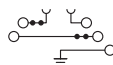
Connection in acc. with standard	IEC 60947-7-1/IEC 60947-7-2
	IEC 60947-7-1
Flammability rating according to UL 94	V0

### Environmental Product Compliance

China RoHS	Environmentally Friendly Use Period = 50
	For details about hazardous substances go to tab "Downloads", Category "Manufacturer's declaration"

## Drawings

### Circuit diagram



## Classifications

### eCl@ss

eCl@ss 5.1	27141126
eCl@ss 6.0	27141120
eCl@ss 8.0	27141141
eCl@ss 9.0	27141141

### ETIM

ETIM 4.0	EC000901
ETIM 5.0	EC000901
ETIM 6.0	EC000901

### UNSPSC

UNSPSC 13.2	39121410
-------------	----------

## Approvals

### Approvals

## Ground modular terminal block - UT 4-PE/L/TG - 3214365

### Approvals


#### Approvals


cUL Recognized / UL Recognized / EAC / cULus Recognized


#### Ex Approvals

IECEx / UL Recognized / cUL Recognized / ATEX / cULus Recognized

### Approval details

cUL Recognized		<a href="http://database.ul.com/cgi-bin/XYV/template/LISEXT/1FRAME/index.htm">http://database.ul.com/cgi-bin/XYV/template/LISEXT/1FRAME/index.htm</a>	FILE E 60425
	B	C	D
mm²/AWG/kcmil	26-10	26-10	26-10
Nominal current IN	16 A	16 A	
Nominal voltage UN	300 V	300 V	

UL Recognized		<a href="http://database.ul.com/cgi-bin/XYV/template/LISEXT/1FRAME/index.htm">http://database.ul.com/cgi-bin/XYV/template/LISEXT/1FRAME/index.htm</a>	FILE E 60425
	B	C	D
mm²/AWG/kcmil	26-10	26-10	26-10
Nominal current IN	16 A	16 A	
Nominal voltage UN	300 V	300 V	

EAC		RU C- DE.A*30.B.01742
-----	---	--------------------------

cULus Recognized		<a href="http://database.ul.com/cgi-bin/XYV/template/LISEXT/1FRAME/index.htm">http://database.ul.com/cgi-bin/XYV/template/LISEXT/1FRAME/index.htm</a>
------------------	---	---

### Accessories

#### Accessories

#### Bridge

## Ground modular terminal block - UT 4-PE/L/TG - 3214365

### Accessories

Connection pin - VS - 3004207



Connection pin, length: 1000 mm, color: gray

---

Feed-through connector - P-FIX - 3038956



Feed-through connector, length: 10.5 mm, width: 4 mm, color: gray

---

### Component plug terminal block

Component connector - P-CO - 3036796



Component connector, for installing components that can be individually selected, nominal current: 6 A, pitch: 5.2 mm, length: 24.2 mm, width: 5.1 mm, height: 33.3 mm, number of positions: 1, color: gray

---

Component connector - P-CO XL-UT - 3036799



Component connector, for installing components that can be individually selected up to a diameter of 10 mm and power dissipation of up to 1 W, nominal current: 10 A, length: 41.2 mm, width: 12.3 mm, height: 37.5 mm, number of positions: 1, color: gray

---

### DIN rail

DIN rail perforated - NS 35/ 7,5 PERF 2000MM - 0801733



DIN rail perforated, Standard profile, width: 35 mm, height: 7.5 mm, in acc. with EN 60715: 2001, material: Steel, galvanized, passivated with a thick layer, length: 2000 mm, color: silver

## Ground modular terminal block - UT 4-PE/L/TG - 3214365

### Accessories

---

DIN rail, unperforated - NS 35/ 7,5 UNPERF 2000MM - 0801681



DIN rail, unperforated, Standard profile, width: 35 mm, height: 7.5 mm, in acc. with EN 60715: 2001, material: Steel, galvanized, passivated with a thick layer, length: 2000 mm, color: silver

---

DIN rail perforated - NS 35/ 7,5 WH PERF 2000MM - 1204119



DIN rail perforated, Standard profile, width: 35 mm, height: 7.5 mm, in acc. with EN 60715: 2001, material: Steel, Galvanized, white passivated, length: 2000 mm, color: white

---

DIN rail, unperforated - NS 35/ 7,5 WH UNPERF 2000MM - 1204122



DIN rail, unperforated, Standard profile, width: 35 mm, height: 7.5 mm, in acc. with EN 60715: 2001, material: Steel, Galvanized, white passivated, length: 2000 mm, color: white

---

DIN rail, unperforated - NS 35/ 7,5 AL UNPERF 2000MM - 0801704

DIN rail, unperforated, Standard profile, width: 35 mm, height: 7.5 mm, in acc. with EN 60715: 2001, material: Aluminum, uncoated, length: 2000 mm, color: silver

---

DIN rail perforated - NS 35/ 7,5 ZN PERF 2000MM - 1206421



DIN rail perforated, Standard profile, width: 35 mm, height: 7.5 mm, in acc. with EN 60715: 2001, material: Steel, galvanized, length: 2000 mm, color: silver

---

## Ground modular terminal block - UT 4-PE/L/TG - 3214365

### Accessories

DIN rail, unperforated - NS 35/ 7,5 ZN UNPERF 2000MM - 1206434



DIN rail, unperforated, Standard profile, width: 35 mm, height: 7.5 mm, in acc. with EN 60715: 2001, material: Steel, galvanized, length: 2000 mm, color: silver

DIN rail, unperforated - NS 35/ 7,5 CU UNPERF 2000MM - 0801762



DIN rail, unperforated, Standard profile, width: 35 mm, height: 7.5 mm, in acc. with EN 60715: 2001, material: Copper, uncoated, length: 2000 mm, color: copper-colored

End cap - NS 35/ 7,5 CAP - 1206560



DIN rail end piece, for DIN rail NS 35/7.5

DIN rail perforated - NS 35/15 PERF 2000MM - 1201730



DIN rail perforated, Standard profile, width: 35 mm, height: 15 mm, similar to EN 60715: 2001, material: Steel, galvanized, passivated with a thick layer, length: 2000 mm, color: silver

DIN rail, unperforated - NS 35/15 UNPERF 2000MM - 1201714



DIN rail, unperforated, Standard profile, width: 35 mm, height: 15 mm, similar to EN 60715: 2001, material: Steel, galvanized, passivated with a thick layer, length: 2000 mm, color: silver

## Ground modular terminal block - UT 4-PE/L/TG - 3214365

### Accessories

DIN rail perforated - NS 35/15 WH PERF 2000MM - 0806602



DIN rail perforated, Standard profile, width: 35 mm, height: 15 mm, similar to EN 60715: 2001, material: Steel, Galvanized, white passivated, length: 2000 mm, color: white

---

DIN rail, unperforated - NS 35/15 WH UNPERF 2000MM - 1204135



DIN rail, unperforated, Standard profile, width: 35 mm, height: 15 mm, similar to EN 60715: 2001, material: Steel, Galvanized, white passivated, length: 2000 mm, color: white

---

DIN rail, unperforated - NS 35/15 AL UNPERF 2000MM - 1201756



DIN rail, unperforated, Standard profile, width: 35 mm, height: 15 mm, similar to EN 60715: 2001, material: Aluminum, uncoated, length: 2000 mm, color: silver

---

DIN rail perforated - NS 35/15 ZN PERF 2000MM - 1206599



DIN rail perforated, Standard profile, width: 35 mm, height: 15 mm, similar to EN 60715: 2001, material: Steel, galvanized, length: 2000 mm, color: silver

---

DIN rail, unperforated - NS 35/15 ZN UNPERF 2000MM - 1206586



DIN rail, unperforated, Standard profile, width: 35 mm, height: 15 mm, similar to EN 60715: 2001, material: Steel, galvanized, length: 2000 mm, color: silver

## Ground modular terminal block - UT 4-PE/L/TG - 3214365

### Accessories

DIN rail, unperforated - NS 35/15 CU UNPERF 2000MM - 1201895



DIN rail, unperforated, Standard profile, width: 35 mm, height: 15 mm, similar to EN 60715: 2001, material: Copper, uncoated, length: 2000 mm, color: copper-colored

End cap - NS 35/15 CAP - 1206573



DIN rail end piece, for DIN rail NS 35/15

DIN rail, unperforated - NS 35/15-2,3 UNPERF 2000MM - 1201798



DIN rail, unperforated, Standard profile 2.3 mm, width: 35 mm, height: 15 mm, in acc. with EN 60715: 2001, material: Steel, galvanized, passivated with a thick layer, length: 2000 mm, color: silver

End block

End clamp - CLIPFIX 35 - 3022218



Quick mounting end clamp for NS 35/7,5 DIN rail or NS 35/15 DIN rail, with marking option, width: 9.5 mm, color: gray

End clamp - CLIPFIX 35-5 - 3022276



Quick mounting end clamp for NS 35/7,5 DIN rail or NS 35/15 DIN rail, with marking option, with parking option for FBS...5, FBS...6, KSS 5, KSS 6, width: 5.15 mm, color: gray

## Ground modular terminal block - UT 4-PE/L/TG - 3214365

### Accessories

End clamp - E/NS 35 N - 0800886



End clamp, width: 9.5 mm, color: gray

---

### Fuse

Fuse plug - P-FU 5X20 - 3036806



Fuse plug, fuse type: Glass / ceramics / ..., connection method: Plug connection, nominal current: 6.3 A, nom. voltage: 500 V, width: 6.2 mm, fuse type: G / 5 x 20, mounting type: Plug-in mounting, color: black

---

Fuse plug - P-FU 5X20 LED 24-EX - 3036821



Fuse plug, fuse type: Sand filled, nominal current: 6.3 A, width: 6.2 mm, fuse type: G / 5 x 20, color: black

---

Fuse plug - P-FU 5X20 LED 24 - 3036819



Fuse plug, fuse type: Glass / ceramics / ..., nominal current: 6.3 A, width: 6.2 mm, fuse type: G / 5 x 20, mounting type: Plug-in mounting, color: black

---

Fuse plug - P-FU 5X20 LED 60 - 3036822



Fuse plug, fuse type: Glass / ceramics / ..., nominal current: 6.3 A, width: 6.2 mm, fuse type: G / 5 x 20, mounting type: Plug-in mounting, color: black

## Ground modular terminal block - UT 4-PE/L/TG - 3214365

### Accessories

Fuse plug - P-FU 5X20 LA 250 - 3036835



Fuse plug, fuse type: Glass / ceramics / ..., nominal current: 6.3 A, width: 6.2 mm, fuse type: G / 5 x 20, mounting type: Plug-in mounting, color: black

---

### Jumper

Plug-in bridge - FBS 2-6 - 3030336



Plug-in bridge, pitch: 6.2 mm, width: 10.7 mm, number of positions: 2, color: red

---

Plug-in bridge - FBS 3-6 - 3030242



Plug-in bridge, pitch: 6.2 mm, width: 16.9 mm, number of positions: 3, color: red

---

Plug-in bridge - FBS 4-6 - 3030255



Plug-in bridge, pitch: 6.2 mm, width: 23.1 mm, number of positions: 4, color: red

---

Plug-in bridge - FBS 5-6 - 3030349



Plug-in bridge, pitch: 6.2 mm, width: 29.3 mm, number of positions: 5, color: red

## Ground modular terminal block - UT 4-PE/L/TG - 3214365

### Accessories

Plug-in bridge - FBS 6-6 - 1008238



Plug-in bridge, One side not fully isolated, pitch: 6.2 mm, width: 35.5 mm, number of positions: 6, color: red

---

Plug-in bridge - FBS 10-6 - 3030271



Plug-in bridge, pitch: 6.2 mm, width: 60.3 mm, number of positions: 10, color: red

---

Plug-in bridge - FBS 20-6 - 3030365



Plug-in bridge, pitch: 6.2 mm, width: 122.3 mm, number of positions: 20, color: red

---

Plug-in bridge - FBS 50-6 - 3032224



Plug-in bridge, pitch: 6.2 mm, width: 308.3 mm, number of positions: 50, color: red

---

Plug-in bridge - FBSR 2-6 - 3033715



Plug-in bridge, pitch: 6.2 mm, number of positions: 2, color: red

---

## Ground modular terminal block - UT 4-PE/L/TG - 3214365

### Accessories

Plug-in bridge - FBSR 3-6 - 3001594



Plug-in bridge, pitch: 6.2 mm, number of positions: 3, color: red

---

Plug-in bridge - FBSR 4-6 - 3001595



Plug-in bridge, pitch: 6.2 mm, number of positions: 4, color: red

---

Plug-in bridge - FBSR 5-6 - 3001596



Plug-in bridge, pitch: 6.2 mm, number of positions: 5, color: red

---

Plug-in bridge - FBSR 10-6 - 3033716



Plug-in bridge, pitch: 6.2 mm, number of positions: 10, color: red

---

Plug-in bridge - FBS 2-6 BU - 3036932



Plug-in bridge, pitch: 6.2 mm, width: 10.7 mm, number of positions: 2, color: blue

---

## Ground modular terminal block - UT 4-PE/L/TG - 3214365

### Accessories

Plug-in bridge - FBS 3-6 BU - 3036945



Plug-in bridge, pitch: 6.2 mm, width: 16.9 mm, number of positions: 3, color: blue

---

Plug-in bridge - FBS 4-6 BU - 3036958



Plug-in bridge, pitch: 6.2 mm, width: 23.1 mm, number of positions: 4, color: blue

---

Plug-in bridge - FBS 5-6 BU - 3036961



Plug-in bridge, pitch: 6.2 mm, width: 29.3 mm, number of positions: 5, color: blue

---

Plug-in bridge - FBS 10-6 BU - 3032198



Plug-in bridge, pitch: 6.2 mm, width: 60.3 mm, number of positions: 10, color: blue

---

Plug-in bridge - FBS 20-6 BU - 3032208



Plug-in bridge, pitch: 6.2 mm, width: 122.3 mm, number of positions: 20, color: blue

---

## Ground modular terminal block - UT 4-PE/L/TG - 3214365

### Accessories

Plug-in bridge - FBS 50-6 BU - 3032211



Plug-in bridge, pitch: 6.2 mm, width: 308.3 mm, number of positions: 50, color: blue

---

### Knife

Isolating plugs - P-DI - 3036783



Isolating plugs, length: 10.8 mm, width: 3.5 mm, height: 23.1 mm, color: orange

---

### Labeled terminal marker

Zack Marker strip, flat - ZBF 6 CUS - 0825027



Zack Marker strip, flat, Strip, can be ordered: Strip, white, labeled according to customer specifications, mounting type: snap into flat marker groove, for terminal block width: 6.2 mm, lettering field size: 5.15 x 6.15 mm

---

Marker for terminal blocks - UC-TMF 6 CUS - 0824646



Marker for terminal blocks, can be ordered: by sheet, white, labeled according to customer specifications, mounting type: snap into flat marker groove, for terminal block width: 6.2 mm, lettering field size: 5.6 x 5.1 mm

---

Marker for terminal blocks - UCT-TMF 6 CUS - 0829665



Marker for terminal blocks, can be ordered: by sheet, white, labeled according to customer specifications, mounting type: snap into flat marker groove, for terminal block width: 6.2 mm, lettering field size: 5.4 x 4.7 mm

## Ground modular terminal block - UT 4-PE/L/TG - 3214365

### Accessories

---

#### Zack Marker strip, flat - ZBF 6,LGS:FORTL.ZAHLEN - 0808749



Zack Marker strip, flat, Strip, white, labeled, printed horizontally: consecutive numbers 1 - 10, 11 - 20, etc. up to 91 - 100, mounting type: snap into flat marker groove, for terminal block width: 6.2 mm, lettering field size: 5.15 x 6.15 mm

#### Zack Marker strip, flat - ZBF 6,QR:FORTL.ZAHLEN - 0808765



Zack Marker strip, flat, Strip, white, labeled, Printed vertically: consecutive numbers 1 - 10, 11 - 20, etc. up to 91 - 100, mounting type: snap into flat marker groove, for terminal block width: 6.2 mm, lettering field size: 5.15 x 6.15 mm

#### Zack Marker strip, flat - ZBF 6,LGS:GERADE ZAHLEN - 0810834



Zack Marker strip, flat, Strip, white, labeled, printed horizontally: consecutive numbers 2 - 20, 22 - 40, etc. up to 82 - 100, mounting type: snap into flat marker groove, for terminal block width: 6.2 mm, lettering field size: 5.15 x 6.15 mm

#### Zack Marker strip, flat - ZBF 6,LGS:UNGERADE ZAHLEN - 0810876



Zack Marker strip, flat, Strip, white, labeled, printed horizontally: Odd numbers 1 - 19, 21 - 39, etc. up to 81 - 99, mounting type: snap into flat marker groove, for terminal block width: 6.2 mm, lettering field size: 5.15 x 6.15 mm

### Marker pen

#### Marker pen - X-PEN 0,35 - 0811228



Marker pen without ink cartridge, for manual labeling of markers, labeling extremely wipe-proof, line thickness 0.35 mm

## Ground modular terminal block - UT 4-PE/L/TG - 3214365

### Accessories

#### Screwdriver tools

Screwdriver - SZS 0,6X3,5 - 1205053



Actuation tool, for ST terminal blocks, insulated, also suitable for use as a bladed screwdriver, size: 0.6 x 3.5 x 100 mm, 2-component grip, with non-slip grip

---

#### Short-circuit connector

Short-circuit connector - FBSRH 2-6 - 3033812



Short-circuit connector, pitch: 6.2 mm, number of positions: 2, color: red

---

#### Terminal marking

Zack Marker strip, flat - ZBF 6:UNBEDRUCKT - 0808710



Zack Marker strip, flat, Strip, white, unlabeled, can be labeled with: CMS-P1-PLOTTER, PLOTMARK, mounting type: snap into flat marker groove, for terminal block width: 6.2 mm, lettering field size: 5.15 x 6.15 mm

---

Marker for terminal blocks - UC-TMF 6 - 0818140



Marker for terminal blocks, Sheet, white, unlabeled, can be labeled with: BLUEMARK CLED, BLUEMARK LED, CMS-P1-PLOTTER, PLOTMARK, mounting type: snap into flat marker groove, for terminal block width: 6.2 mm, lettering field size: 5.6 x 5.1 mm

## Ground modular terminal block - UT 4-PE/L/TG - 3214365

### Accessories

Marker for terminal blocks - UCT-TMF 6 - 0828746



Marker for terminal blocks, Sheet, white, unlabeled, can be labeled with: THERMOMARK PRIME, THERMOMARK CARD, BLUEMARK CLED, BLUEMARK LED, TOPMARK LASER, mounting type: snap into flat marker groove, for terminal block width: 6.2 mm, lettering field size: 5.4 x 4.7 mm