

## Feed-through terminal block - PT 2,5-TWIN BU - 3209552

Please be informed that the data shown in this PDF Document is generated from our Online Catalog. Please find the complete data in the user's documentation. Our General Terms of Use for Downloads are valid (<http://phoenixcontact.com/download>)




Feed-through terminal block, nom. voltage: 800 V, nominal current: 24 A, connection method: Push-in connection, number of connections: 3, cross section: 0.14 mm<sup>2</sup> - 4 mm<sup>2</sup>, AWG: 26 - 12, width: 5.2 mm, height: 35.2 mm, color: blue, mounting type: NS 35/7,5, NS 35/15

### Why buy this product

- The Push-in connection terminal blocks are characterized by the system features of the CLIPLINE complete system and by easy and tool-free wiring of conductors with ferrules or solid conductors
- The compact design and front connection enable wiring in a confined space
- In addition to the testing facility in the double function shaft, all terminal blocks provide an additional test connection
- Tested for railway applications



### Key Commercial Data

|                                      |   |
|--------------------------------------|---|
| Packing unit                         | 1 STK   |
| Minimum order quantity               | 50 STK  |
| GTIN                                 | <br>4 046356 329828 |
| GTIN                                 | 4046356329828   |
| Weight per Piece (excluding packing) | 8.750 g   |
| Custom tariff number                 | 85369010  |
| Country of origin                    | Germany   |

### Technical data

#### General

|                       |                     |
|-----------------------|---------------------|
| Number of levels      | 1                   |
| Number of connections | 3                   |
| Potentials            | 1                   |
| Nominal cross section | 2.5 mm <sup>2</sup> |

## Feed-through terminal block - PT 2,5-TWIN BU - 3209552

### Technical data

#### General

|   |  |
|---|--|
| Color   | blue   |
| Insulating material   | PA   |
| Flammability rating according to UL 94                                  | V0   |
| Area of application   | Railway industry   |
|   | Machine building   |
|   | Plant engineering  |
|   | Process industry   |
| Rated surge voltage   | 8 kV   |
| Degree of pollution   | 3  |
| Overvoltage category  | III  |
| Insulating material group   | I  |
| Maximum power dissipation for nominal condition                         | 0.77 W   |
| Maximum load current  | 28 A (with 4 mm <sup>2</sup> conductor cross section)              |
| Nominal current I <sub>N</sub>  | 24 A (with 2.5 mm <sup>2</sup> conductor connection cross section) |
| Nominal voltage U <sub>N</sub>  | 800 V  |
| Open side panel   | Yes  |
| Relative insulation material temperature index (Elec., UL 746 B)        | 130 °C   |
| Temperature index of insulation material (DIN EN 60216-1 (VDE 0304-21)) | 125 °C   |
| Static insulating material application in cold                          | -60 °C   |
| Behavior in fire for rail vehicles (DIN 5510-2)                         | Test passed  |
| Flame test method (DIN EN 60695-11-10)                                  | V0   |
| Oxygen index (DIN EN ISO 4589-2)  | >32 %  |
| NF F16-101, NF F10-102 Class I  | 2  |
| NF F16-101, NF F10-102 Class F  | 2  |
| Surface flammability NFPA 130 (ASTM E 162)                              | passed   |
| Specific optical density of smoke NFPA 130 (ASTM E 662)                 | passed   |
| Smoke gas toxicity NFPA 130 (SMP 800C)                                  | passed   |
| Calorimetric heat release NFPA 130 (ASTM E 1354)                        | 27,5 MJ/kg   |
| Fire protection for rail vehicles (DIN EN 45545-2) R22                  | HL 1 - HL 3  |
| Fire protection for rail vehicles (DIN EN 45545-2) R23                  | HL 1 - HL 3  |
| Fire protection for rail vehicles (DIN EN 45545-2) R24                  | HL 1 - HL 3  |
| Fire protection for rail vehicles (DIN EN 45545-2) R26                  | HL 1 - HL 3  |

#### Dimensions

|                 |         |
|-----------------|---------|
| Width           | 5.2 mm  |
| End cover width | 2.2 mm  |
| Length          | 60.5 mm |
| Height          | 35.2 mm |

## Feed-through terminal block - PT 2,5-TWIN BU - 3209552

### Technical data

#### Dimensions

|                  |         |
|------------------|---------|
| Height NS 35/7,5 | 36.5 mm |
| Height NS 35/15  | 44 mm   |

#### Connection data

|   |                      |
|---|----------------------|
| Connection method   | Push-in connection   |
| Connection in acc. with standard  | IEC 60947-7-1        |
| Conductor cross section solid min.  | 0.14 mm <sup>2</sup> |
| Conductor cross section solid max.  | 4 mm <sup>2</sup>    |
| Conductor cross section AWG min.  | 26                   |
| Conductor cross section AWG max.  | 12                   |
| Conductor cross section flexible min.   | 0.14 mm <sup>2</sup> |
| Conductor cross section flexible max.   | 2.5 mm <sup>2</sup>  |
| Min. AWG conductor cross section, flexible  | 26                   |
| Max. AWG conductor cross section, flexible  | 14                   |
| Conductor cross section flexible, with ferrule without plastic sleeve min.              | 0.14 mm <sup>2</sup> |
| Conductor cross section flexible, with ferrule without plastic sleeve max.              | 2.5 mm <sup>2</sup>  |
| Conductor cross section flexible, with ferrule with plastic sleeve min.                 | 0.14 mm <sup>2</sup> |
| Conductor cross section flexible, with ferrule with plastic sleeve max.                 | 2.5 mm <sup>2</sup>  |
| 2 conductors with same cross section, stranded, TWIN ferrules with plastic sleeve, max. | 0.5 mm <sup>2</sup>  |
| Conductor cross section solid min.  | 0.14 mm <sup>2</sup> |
| Conductor cross section solid max.  | 4 mm <sup>2</sup>    |
| Conductor cross section AWG min.  | 26                   |
| Conductor cross section AWG max.  | 12                   |
| Conductor cross section flexible min.   | 0.14 mm <sup>2</sup> |
| Conductor cross section flexible max.   | 2.5 mm <sup>2</sup>  |
| Stripping length  | 8 mm ... 10 mm       |
| Internal cylindrical gage   | A3                   |

#### Standards and Regulations

|  |   |
|--|---|
| Connection in acc. with standard                       | CSA   |
|  | IEC 60947-7-1                                   |
| Flammability rating according to UL 94                 | V0  |
| Fire protection for rail vehicles (DIN EN 45545-2) R22 | HL 1 - HL 3 HL 1 - HL 3 HL 1 - HL 3 HL 1 - HL 3 |
| Fire protection for rail vehicles (DIN EN 45545-2) R23 | HL 1 - HL 3 HL 1 - HL 3 HL 1 - HL 3 HL 1 - HL 3 |
| Fire protection for rail vehicles (DIN EN 45545-2) R24 | HL 1 - HL 3 HL 1 - HL 3 HL 1 - HL 3 HL 1 - HL 3 |
| Fire protection for rail vehicles (DIN EN 45545-2) R26 | HL 1 - HL 3 HL 1 - HL 3 HL 1 - HL 3 HL 1 - HL 3 |

#### Environmental Product Compliance

# Feed-through terminal block - PT 2,5-TWIN BU - 3209552

## Technical data

### Environmental Product Compliance

|            |   |
|------------|---|
| China RoHS | Environmentally friendly use period: unlimited = EFUP-e |
|            | No hazardous substances above threshold values          |

## Drawings

### Circuit diagram



## Classifications

### eCl@ss

|            |          |
|------------|----------|
| eCl@ss 4.0 | 27141121 |
| eCl@ss 4.1 | 27141121 |
| eCl@ss 5.0 | 27141120 |
| eCl@ss 5.1 | 27141120 |
| eCl@ss 6.0 | 27141120 |
| eCl@ss 7.0 | 27141120 |
| eCl@ss 8.0 | 27141120 |
| eCl@ss 9.0 | 27141120 |

### ETIM

|          |          |
|----------|----------|
| ETIM 2.0 | EC000897 |
| ETIM 3.0 | EC000897 |
| ETIM 4.0 | EC000897 |
| ETIM 5.0 | EC000897 |
| ETIM 6.0 | EC000897 |

### UNSPSC

|               |          |
|---------------|----------|
| UNSPSC 6.01   | 30211811 |
| UNSPSC 7.0901 | 39121410 |
| UNSPSC 11     | 39121410 |
| UNSPSC 12.01  | 39121410 |
| UNSPSC 13.2   | 39121410 |

## Approvals

### Approvals

# Feed-through terminal block - PT 2,5-TWIN BU - 3209552

## Approvals


### Approvals


CSA / UL Recognized / VDE Zeichengenehmigung / cUL Recognized / ABS / NK / IECCEB CB Scheme / BV / EAC / NK / EAC / DNV GL / LR / cULus Recognized


### Ex Approvals


ATEX / IECEx / EAC Ex

### Approval details

|                                |   |   |       |
|--------------------------------|---|---|-------|
| CSA                            |  | <a href="http://www.csagroup.org/services-industries/product-listing/">http://www.csagroup.org/services-industries/product-listing/</a> | 13631 |
|                                |   | B   | C     |
| mm <sup>2</sup> /AWG/kcmil     |   | 26-12   | 26-12 |
| Nominal current I <sub>N</sub> |   | 20 A  | 20 A  |
| Nominal voltage U <sub>N</sub> |   | 600 V   | 600 V |

|                                |   |   |              |
|--------------------------------|---|---|--------------|
| UL Recognized                  |  | <a href="http://database.ul.com/cgi-bin/XYV/template/LISEXT/1FRAME/index.htm">http://database.ul.com/cgi-bin/XYV/template/LISEXT/1FRAME/index.htm</a> | FILE E 60425 |
|                                |   | B   | C            |
| mm <sup>2</sup> /AWG/kcmil     |   | 26-12   | 26-12        |
| Nominal current I <sub>N</sub> |   | 20 A  | 20 A         |
| Nominal voltage U <sub>N</sub> |   | 600 V   | 600 V        |


|                                |   |   |          |
|--------------------------------|---|---|----------|
| VDE Zeichengenehmigung         |  | <a href="http://www.vde.com/en/Institute/OnlineService/VDE-approved-products/Pages/Online-Search.aspx">http://www.vde.com/en/Institute/OnlineService/VDE-approved-products/Pages/Online-Search.aspx</a> | 40032222 |
|                                |   |   |          |
| mm <sup>2</sup> /AWG/kcmil     |   | 0.2-2.5   |          |
| Nominal current I <sub>N</sub> |   | 24 A  |          |
| Nominal voltage U <sub>N</sub> |   | 800 V   |          |

|                            |   |   |              |
|----------------------------|---|---|--------------|
| cUL Recognized             |  | <a href="http://database.ul.com/cgi-bin/XYV/template/LISEXT/1FRAME/index.htm">http://database.ul.com/cgi-bin/XYV/template/LISEXT/1FRAME/index.htm</a> | FILE E 60425 |
|                            |   | B   | C            |
| mm <sup>2</sup> /AWG/kcmil |   | 26-12   | 26-12        |


## Feed-through terminal block - PT 2,5-TWIN BU - 3209552

### Approvals

|                                | B     | C     |
|--------------------------------|-------|-------|
| Nominal current I <sub>N</sub> | 20 A  | 20 A  |
| Nominal voltage U <sub>N</sub> | 600 V | 600 V |

|     |   |   |                  |
|-----|---|---|------------------|
| ABS |  | <a href="http://www.eagle.org/eagleExternalPortalWEB/">http://www.eagle.org/eagleExternalPortalWEB/</a> | 16-HG1591536-PDA |
|-----|---|---|------------------|

|    |   |   |          |
|----|---|---|----------|
| NK |  | <a href="http://www.classnk.or.jp/hp/en/">http://www.classnk.or.jp/hp/en/</a> | 14ME0913 |
|----|---|---|----------|

|                                |   |   |              |
|--------------------------------|---|---|--------------|
| IECEE CB Scheme                |  | <a href="http://www.iecee.org/">http://www.iecee.org/</a> | DE1-55660/M2 |
| mm <sup>2</sup> /AWG/kcmil     | 0.2-2.5   |   |              |
| Nominal voltage U <sub>N</sub> | 800 V   |   |              |

|    |   |   |             |
|----|---|---|-------------|
| BV |  | <a href="http://www.veristar.com/portal/veristarinfo/generalinfo/approved/approvedProducts/equipmentAndMaterials">http://www.veristar.com/portal/veristarinfo/generalinfo/approved/approvedProducts/equipmentAndMaterials</a> | 25278/B0 BV |
|----|---|---|-------------|

|     |   |  |               |
|-----|---|--|---------------|
| EAC |  |  | EAC-Zulassung |
|-----|---|--|---------------|

|    |   |   |          |
|----|---|---|----------|
| NK |  | <a href="http://www.classnk.or.jp/hp/en/">http://www.classnk.or.jp/hp/en/</a> | 14ME0912 |
|----|---|---|----------|

|     |   |  |                     |
|-----|---|--|---------------------|
| EAC |  |  | 7500651.22.01.00246 |
|-----|---|--|---------------------|

|        |  |   |              |
|--------|--|---|--------------|
| DNV GL |  | <a href="http://exchange.dnv.com/tari/">http://exchange.dnv.com/tari/</a> | TAE0000UD_01 |
|--------|--|---|--------------|

## Feed-through terminal block - PT 2,5-TWIN BU - 3209552

### Approvals

|    |  |   |          |
|----|--|---|----------|
| LR |  | <a href="http://www.lr.org/en">http://www.lr.org/en</a> | 10/20040 |
|----|--|---|----------|

|                  |  |   |
|------------------|--|---|
| cULus Recognized |  | <a href="http://database.ul.com/cgi-bin/XYV/template/LISEXT/1FRAME/index.htm">http://database.ul.com/cgi-bin/XYV/template/LISEXT/1FRAME/index.htm</a> |
|------------------|--|---|

### Accessories

#### Accessories

#### Component plug terminal block

Component connector - P-CO 2-5 R47K - 3032447



Component connector, with 47 kOhm resistor for open circuit monitoring, pitch: 5.2 mm, length: 8.9 mm, width: 4.1 mm, height: 34.8 mm, number of positions: 2, color: black

#### Crimping tool

Crimping pliers - CRIMPFOX CENTRUS 6S - 1213144



Crimping pliers, for uninsulated and insulated ferrules, DIN 46228 Part 1 and 4, from 0.14 mm<sup>2</sup> to 6 mm<sup>2</sup>, also for TWIN ferrules up to 2 x 4 mm<sup>2</sup>, automatic cross section adjustment, lateral insertion, equipped with fall protection

Crimping pliers - CRIMPFOX CENTRUS 10S - 1213154



Crimping pliers, for uninsulated and insulated ferrules, DIN 46228 Part 1 and 4, from 0.14 mm<sup>2</sup> ... 10 mm<sup>2</sup>, also for TWIN ferrules up to 2 x 4 mm<sup>2</sup>, automatic cross section adjustment, lateral insertion, equipped with fall protection

## Feed-through terminal block - PT 2,5-TWIN BU - 3209552

### Accessories

#### Crimping pliers - CRIMPFOX CENTRUS 6H - 1213146



Crimping pliers, for uninsulated and insulated ferrules, DIN 46228 Part 1 and 4, from 0.14 mm<sup>2</sup> to 6 mm<sup>2</sup>, also for TWIN ferrules up to 2 x 4 mm<sup>2</sup>, automatic cross section adjustment, lateral insertion, equipped with fall protection

---

#### Crimping pliers - CRIMPFOX CENTRUS 10H - 1213156



Crimping pliers, for uninsulated and insulated ferrules, DIN 46228 Part 1 and 4, from 0.14 mm<sup>2</sup> ... 10 mm<sup>2</sup>, also for TWIN ferrules up to 2 x 4 mm<sup>2</sup>, automatic cross section adjustment, lateral insertion, equipped with fall protection

---

#### Crimping pliers - CRIMPFOX 10S - 1212045



Crimping pliers, for ferrules without insulating collar according to DIN 46228 Part 1 and ferrules with insulating collar according to DIN 46228 Part 4, 0.14 mm<sup>2</sup> ... 10 mm<sup>2</sup>, unlockable pressure lock, lateral entry

---

#### Crimping pliers - CRIMPFOX 6H - 1212046



Crimping pliers, for ferrules without insulating collar according to DIN 46228 Part 1 and ferrules with insulating collar according to DIN 46228 Part 4, 0.14 mm<sup>2</sup> ... 6 mm<sup>2</sup>, unlockable pressure lock, lateral entry

---

#### Crimping pliers - CRIMPFOX 2,5-M - 1212719



Crimping pliers, for ferrules without insulating collar according to DIN 46228 Part 1 and ferrules with insulating collar according to DIN 46228 Part 4, 0.25 mm<sup>2</sup> ... 2.5 mm<sup>2</sup>, lateral entry, trapezoidal crimp



## Feed-through terminal block - PT 2,5-TWIN BU - 3209552

### Accessories

#### Crimping pliers - CRIMPFOX 6-M - 1212720



Crimping pliers, for ferrules without insulating collar according to DIN 46228 Part 1 and ferrules with insulating collar according to DIN 46228 Part 4, 0.25 mm<sup>2</sup> ... 6.0 mm<sup>2</sup>, lateral entry, trapezoidal crimp

---

#### Crimping pliers - CRIMPFOX 6 - 1212034



Crimping pliers, for ferrules without insulating collar according to DIN 46228 Part 1 and ferrules with insulating collar according to DIN 46228 Part 4, 0.25 mm<sup>2</sup> ... 6.0 mm<sup>2</sup>, lateral entry, trapezoidal crimp

---

#### Crimping pliers - CRIMPFOX 6T - 1212037



Crimping pliers, for ferrules without insulating collar according to DIN 46228 Part 1 and ferrules with insulating collar according to DIN 46228 Part 4, 0.25 mm<sup>2</sup> ... 6 mm<sup>2</sup>, lateral entry, trapezoidal crimp

---

#### Crimping pliers - CRIMPFOX 6T-F - 1212038



Crimping pliers, for ferrules without insulating collar according to DIN 46228 Part 1 and ferrules with insulating collar according to DIN 46228 Part 4, 0.25 mm<sup>2</sup> ... 6 mm<sup>2</sup>, front entry, trapezoidal crimp

---

#### Crimping pliers - CRIMPFOX 6S-F - 1212043



Crimping pliers, for ferrules without insulating collar according to DIN 46228 Part 1 and ferrules with insulating collar according to DIN 46228 Part 4, 0.5 mm<sup>2</sup> ... 6 mm<sup>2</sup>, front entry, square crimp

---

## Feed-through terminal block - PT 2,5-TWIN BU - 3209552

### Accessories

Crimping pliers - CRIMPFOX-M - 1212072



Basic pliers, for accommodating dies for a wide range of type of contacts

---

### DIN rail

DIN rail perforated - NS 35/ 7,5 PERF 2000MM - 0801733



DIN rail perforated, Standard profile, width: 35 mm, height: 7.5 mm, in acc. with EN 60715: 2001, material: Steel, galvanized, passivated with a thick layer, length: 2000 mm, color: silver

---

DIN rail, unperforated - NS 35/ 7,5 UNPERF 2000MM - 0801681



DIN rail, unperforated, Standard profile, width: 35 mm, height: 7.5 mm, in acc. with EN 60715: 2001, material: Steel, galvanized, passivated with a thick layer, length: 2000 mm, color: silver

---

DIN rail perforated - NS 35/ 7,5 WH PERF 2000MM - 1204119



DIN rail perforated, Standard profile, width: 35 mm, height: 7.5 mm, in acc. with EN 60715: 2001, material: Steel, Galvanized, white passivated, length: 2000 mm, color: white

---

DIN rail, unperforated - NS 35/ 7,5 WH UNPERF 2000MM - 1204122



DIN rail, unperforated, Standard profile, width: 35 mm, height: 7.5 mm, in acc. with EN 60715: 2001, material: Steel, Galvanized, white passivated, length: 2000 mm, color: white

## Feed-through terminal block - PT 2,5-TWIN BU - 3209552

### Accessories

#### DIN rail, unperforated - NS 35/ 7,5 AL UNPERF 2000MM - 0801704

DIN rail, unperforated, Standard profile, width: 35 mm, height: 7.5 mm, in acc. with EN 60715: 2001, material: Aluminum, uncoated, length: 2000 mm, color: silver

---

#### DIN rail perforated - NS 35/ 7,5 ZN PERF 2000MM - 1206421



DIN rail perforated, Standard profile, width: 35 mm, height: 7.5 mm, in acc. with EN 60715: 2001, material: Steel, galvanized, length: 2000 mm, color: silver

---

#### DIN rail, unperforated - NS 35/ 7,5 ZN UNPERF 2000MM - 1206434



DIN rail, unperforated, Standard profile, width: 35 mm, height: 7.5 mm, in acc. with EN 60715: 2001, material: Steel, galvanized, length: 2000 mm, color: silver

---

#### DIN rail, unperforated - NS 35/ 7,5 CU UNPERF 2000MM - 0801762



DIN rail, unperforated, Standard profile, width: 35 mm, height: 7.5 mm, in acc. with EN 60715: 2001, material: Copper, uncoated, length: 2000 mm, color: copper-colored

---

#### End cap - NS 35/ 7,5 CAP - 1206560

DIN rail end piece, for DIN rail NS 35/7.5



## Feed-through terminal block - PT 2,5-TWIN BU - 3209552

### Accessories

DIN rail perforated - NS 35/15 PERF 2000MM - 1201730



DIN rail perforated, Standard profile, width: 35 mm, height: 15 mm, similar to EN 60715: 2001, material: Steel, galvanized, passivated with a thick layer, length: 2000 mm, color: silver

---

DIN rail, unperforated - NS 35/15 UNPERF 2000MM - 1201714



DIN rail, unperforated, Standard profile, width: 35 mm, height: 15 mm, similar to EN 60715: 2001, material: Steel, galvanized, passivated with a thick layer, length: 2000 mm, color: silver

---

DIN rail perforated - NS 35/15 WH PERF 2000MM - 0806602



DIN rail perforated, Standard profile, width: 35 mm, height: 15 mm, similar to EN 60715: 2001, material: Steel, Galvanized, white passivated, length: 2000 mm, color: white

---

DIN rail, unperforated - NS 35/15 WH UNPERF 2000MM - 1204135



DIN rail, unperforated, Standard profile, width: 35 mm, height: 15 mm, similar to EN 60715: 2001, material: Steel, Galvanized, white passivated, length: 2000 mm, color: white

---

DIN rail, unperforated - NS 35/15 AL UNPERF 2000MM - 1201756



DIN rail, unperforated, Standard profile, width: 35 mm, height: 15 mm, similar to EN 60715: 2001, material: Aluminum, uncoated, length: 2000 mm, color: silver

---

## Feed-through terminal block - PT 2,5-TWIN BU - 3209552

### Accessories

DIN rail perforated - NS 35/15 ZN PERF 2000MM - 1206599



DIN rail perforated, Standard profile, width: 35 mm, height: 15 mm, similar to EN 60715: 2001, material: Steel, galvanized, length: 2000 mm, color: silver

---

DIN rail, unperforated - NS 35/15 ZN UNPERF 2000MM - 1206586



DIN rail, unperforated, Standard profile, width: 35 mm, height: 15 mm, similar to EN 60715: 2001, material: Steel, galvanized, length: 2000 mm, color: silver

---

DIN rail, unperforated - NS 35/15 CU UNPERF 2000MM - 1201895



DIN rail, unperforated, Standard profile, width: 35 mm, height: 15 mm, similar to EN 60715: 2001, material: Copper, uncoated, length: 2000 mm, color: copper-colored

---

End cap - NS 35/15 CAP - 1206573



DIN rail end piece, for DIN rail NS 35/15

---

DIN rail, unperforated - NS 35/15-2,3 UNPERF 2000MM - 1201798



DIN rail, unperforated, Standard profile 2.3 mm, width: 35 mm, height: 15 mm, in acc. with EN 60715: 2001, material: Steel, galvanized, passivated with a thick layer, length: 2000 mm, color: silver

---

### Documentation

## Feed-through terminal block - PT 2,5-TWIN BU - 3209552

### Accessories

Mounting material - PT-IL - 3208090



Operating decal for the push-in Technology

---

### End block

End clamp - CLIPFIX 35 - 3022218



Quick mounting end clamp for NS 35/7,5 DIN rail or NS 35/15 DIN rail, with marking option, width: 9.5 mm, color: gray

---

End clamp - CLIPFIX 35-5 - 3022276



Quick mounting end clamp for NS 35/7,5 DIN rail or NS 35/15 DIN rail, with marking option, with parking option for FBS...5, FBS...6, KSS 5, KSS 6, width: 5.15 mm, color: gray

---

End clamp - E/NS 35 N - 0800886



End clamp, width: 9.5 mm, color: gray

---

### End cover

End cover - D-ST 2,5-TWIN - 3030488



End cover, length: 60.5 mm, width: 2.2 mm, height: 29 mm, color: gray

## Feed-through terminal block - PT 2,5-TWIN BU - 3209552

### Accessories

---

Cover segment - DS-ST 2,5 - 3036602



End cover segments, large segment: 32.25 x 13.83 x 0.9, small segment: 22.65 x 11.65 x 0.9, color: gray

---

End cover - D-ST 2,5-TWIN-0,8 OG - 3030512



End cover, length: 60.5 mm, width: 0.8 mm, height: 29 mm, color: orange

---

### Filler plug

Filler plugs - CEC 2,5 - 3062757



Cover for conductor shaft, 10-pos., for spring cage terminal blocks (ST) and terminal blocks with push-in technology (PT) with a width of 5.2 mm

---

### Front adapter

Front adapters - VIP-PA-PWR/20XOE/ 1,0M/S7 - 2904724



VIP power cabling, universal front adapter for connection to all popular 20-pos. SIMATIC S7-300 I/O modules, via 20 individual wires in rope structure, not assembled (field connection, e.g., via 20 modular terminal blocks), cable length: 1 m

---

## Feed-through terminal block - PT 2,5-TWIN BU - 3209552

### Accessories

#### Front adapters - VIP-PA-PWR/20XOE/ 2,0M/S7 - 2904725



VIP power cabling, universal front adapter for connection to all popular 20-pos. SIMATIC S7-300 I/O modules, via 20 individual wires in rope structure, not assembled (field connection, e.g., via 20 modular terminal blocks), cable length: 2 m

---

#### Front adapters - VIP-PA-PWR/20XOE/ 3,0M/S7 - 2904726



VIP power cabling, universal front adapter for connection to all popular 20-pos. SIMATIC S7-300 I/O modules, via 20 individual wires in rope structure, not assembled (field connection, e.g., via 20 modular terminal blocks), cable length: 3 m

---

#### Front adapters - VIP-PA-PWR/20XOE/10,0M/S7 - 2904730



VIP power cabling, universal front adapter for connection to all popular 20-pos. SIMATIC S7-300 I/O modules, via 20 individual wires in rope structure, not assembled (field connection, e.g., via 20 modular terminal blocks), cable length: 10 m

---

#### Front adapters - VIP-PA-PWR/40XOE/ 1,0M/S7 - 2904731



VIP power cabling, universal front adapter for connection to all popular 40-pos. SIMATIC S7-300 I/O modules, via 40 individual wires in rope structure, not assembled (field connection, e.g., via 40 modular terminal blocks), cable length: 1 m

---

#### Front adapters - VIP-PA-PWR/40XOE/ 2,0M/S7 - 2904732



VIP power cabling, universal front adapter for connection to all popular 40-pos. SIMATIC S7-300 I/O modules, via 40 individual wires in rope structure, not assembled (field connection, e.g., via 40 modular terminal blocks), cable length: 2 m



## Feed-through terminal block - PT 2,5-TWIN BU - 3209552

### Accessories

Front adapters - VIP-PA-PWR/40XOE/ 3,0M/S7 - 2904733



VIP power cabling, universal front adapter for connection to all popular 40-pos. SIMATIC S7-300 I/O modules, via 40 individual wires in rope structure, not assembled (field connection, e.g., via 40 modular terminal blocks), cable length: 3 m

Front adapters - VIP-PA-PWR/40XOE/10,0M/S7 - 2904737



VIP power cabling, universal front adapter for connection to all popular 40-pos. SIMATIC S7-300 I/O modules, via 40 individual wires in rope structure, not assembled (field connection, e.g., via 40 modular terminal blocks), cable length: 10 m

### Insulating sleeve

Insulating sleeve - MPS-IH WH - 0201663

Insulating sleeve, color: white



Insulating sleeve - MPS-IH RD - 0201676

Insulating sleeve, color: red



Insulating sleeve - MPS-IH BU - 0201689

Insulating sleeve, color: blue



## Feed-through terminal block - PT 2,5-TWIN BU - 3209552

### Accessories

Insulating sleeve - MPS-IH YE - 0201692

Insulating sleeve, color: yellow



Insulating sleeve - MPS-IH GN - 0201702

Insulating sleeve, color: green



Insulating sleeve - MPS-IH GY - 0201728

Insulating sleeve, color: gray



Insulating sleeve - MPS-IH BK - 0201731

Insulating sleeve, color: black



Insulating sleeve - ISH 2,5/0,2 - 3002843

Insulating sleeve, color: white



## Feed-through terminal block - PT 2,5-TWIN BU - 3209552

### Accessories

Insulating sleeve - ISH 2,5/0,5 - 3002856



Insulating sleeve, color: gray

---

Insulating sleeve - ISH 2,5/1,0 - 3002869



Insulating sleeve, color: black

---

### Jumper

Plug-in bridge - FBS 2-5 - 3030161



Plug-in bridge, pitch: 5.2 mm, length: 22.7 mm, width: 9 mm, number of positions: 2, color: red

---

Plug-in bridge - FBS 3-5 - 3030174



Plug-in bridge, pitch: 5.2 mm, length: 22.7 mm, width: 14.2 mm, number of positions: 3, color: red

---

Plug-in bridge - FBS 4-5 - 3030187



Plug-in bridge, pitch: 5.2 mm, length: 22.7 mm, width: 19.4 mm, number of positions: 4, color: red

---

## Feed-through terminal block - PT 2,5-TWIN BU - 3209552

### Accessories

Plug-in bridge - FBS 5-5 - 3030190



Plug-in bridge, pitch: 5.2 mm, length: 22.7 mm, width: 24.6 mm, number of positions: 5, color: red

---

Plug-in bridge - FBS 10-5 - 3030213



Plug-in bridge, pitch: 5.2 mm, length: 22.7 mm, width: 50.6 mm, number of positions: 10, color: red

---

Plug-in bridge - FBS 20-5 - 3030226



Plug-in bridge, pitch: 5.2 mm, number of positions: 20, color: red

---

Plug-in bridge - FBS 50-5 - 3038930



Plug-in bridge, pitch: 5.2 mm, number of positions: 50, color: red

---

Plug-in bridge - FBSR 2-5 - 3033702



Plug-in bridge, pitch: 5.2 mm, number of positions: 2, color: red

---

## Feed-through terminal block - PT 2,5-TWIN BU - 3209552

### Accessories

Plug-in bridge - FBSR 3-5 - 3001591



Plug-in bridge, pitch: 5.2 mm, number of positions: 3, color: red

---

Plug-in bridge - FBSR 4-5 - 3001592



Plug-in bridge, pitch: 5.2 mm, number of positions: 4, color: red

---

Plug-in bridge - FBSR 5-5 - 3001593



Plug-in bridge, pitch: 5.2 mm, number of positions: 5, color: red

---

Plug-in bridge - FBSR 10-5 - 3033710



Plug-in bridge, pitch: 5.2 mm, number of positions: 10, color: red

---

Plug-in bridge - FBS 2-5 BU - 3036877



Plug-in bridge, pitch: 5.2 mm, number of positions: 2, color: blue

---

## Feed-through terminal block - PT 2,5-TWIN BU - 3209552

### Accessories

Plug-in bridge - FBS 3-5 BU - 3036880



Plug-in bridge, pitch: 5.2 mm, number of positions: 3, color: blue

---

Plug-in bridge - FBS 4-5 BU - 3036893



Plug-in bridge, pitch: 5.2 mm, number of positions: 4, color: blue

---

Plug-in bridge - FBS 5-5 BU - 3036903



Plug-in bridge, pitch: 5.2 mm, number of positions: 5, color: blue

---

Plug-in bridge - FBS 10-5 BU - 3036916



Plug-in bridge, pitch: 5.2 mm, number of positions: 10, color: blue

---

Plug-in bridge - FBS 20-5 BU - 3036929



Plug-in bridge, pitch: 5.2 mm, number of positions: 20, color: blue

---

## Feed-through terminal block - PT 2,5-TWIN BU - 3209552

### Accessories

Plug-in bridge - FBS 50-5 BU - 3032114



Plug-in bridge, pitch: 5.2 mm, number of positions: 50, color: blue

---

### Labeled terminal marker

Zack marker strip - ZB 5 CUS - 0824962



Zack marker strip, can be ordered: Strip, white, labeled according to customer specifications, mounting type: snap into tall marker groove, for terminal block width: 5.2 mm, lettering field size: 5.15 x 10.5 mm

---

Zack marker strip - ZB 5,LGS:FORTL.ZAHLEN - 1050017



Zack marker strip, Strip, white, labeled, printed horizontally: consecutive numbers 1 - 10, 11 - 20, etc. up to 491 - 500, mounting type: snap into tall marker groove, for terminal block width: 5.2 mm, lettering field size: 5.15 x 10.5 mm

---

Zack marker strip - ZB 5,QR:FORTL.ZAHLEN - 1050020



---

Zack marker strip - ZB 5,LGS:GLEICHE ZAHLEN - 1050033



Zack marker strip, Strip, white, labeled, can be labeled with: CMS-P1-PLOTTER, printed horizontally: Identical numbers 1 or 2, etc. up to 100, mounting type: snap into tall marker groove, for terminal block width: 5.2 mm, lettering field size: 5.15 x 10.5 mm

## Feed-through terminal block - PT 2,5-TWIN BU - 3209552

### Accessories

Marker for terminal blocks - ZB 5,LGS:L1-N,PE - 1050415



Marker for terminal blocks, Strip, white, labeled, Horizontal: L1, L2, L3, N, PE, L1, L2, L3, N, PE, mounting type: snap into tall marker groove, for terminal block width: 5.2 mm, lettering field size: 5.15 x 10.5 mm

Marker for terminal blocks - UC-TM 5 CUS - 0824581



Marker for terminal blocks, can be ordered: by sheet, white, labeled according to customer specifications, mounting type: snap into tall marker groove, for terminal block width: 5.2 mm, lettering field size: 10.5 x 4.6 mm

Marker for terminal blocks - UCT-TM 5 CUS - 0829595



Marker for terminal blocks, can be ordered: by sheet, white, labeled according to customer specifications, mounting type: snap into tall marker groove, for terminal block width: 5.2 mm, lettering field size: 4.6 x 10.5 mm

Zack Marker strip, flat - ZBF 5 CUS - 0825025



Zack Marker strip, flat, can be ordered: Strip, white, labeled according to customer specifications, mounting type: snap into flat marker groove, for terminal block width: 5 mm, lettering field size: 5.15 x 5.15 mm

Zack Marker strip, flat - ZBF 5,LGS:FORTL.ZAHLEN - 0808671



Zack Marker strip, flat, Strip, white, labeled, printed horizontally: consecutive numbers 1 - 10, 11 - 20, etc. up to 491 - 500, mounting type: snap into flat marker groove, for terminal block width: 5 mm, lettering field size: 5.15 x 5.15 mm



## Feed-through terminal block - PT 2,5-TWIN BU - 3209552

### Accessories

Zack Marker strip, flat - ZBF 5,QR:FORTL.ZAHLEN - 0808697



Zack Marker strip, flat, Strip, white, labeled, Printed vertically: consecutive numbers 1 - 10, 11 - 20, etc. up to 91 - 100, mounting type: snap into flat marker groove, for terminal block width: 5 mm, lettering field size: 5.15 x 5.15 mm

---

Zack Marker strip, flat - ZBF 5,LGS:GERADE ZAHLEN - 0810821



Zack Marker strip, flat, Strip, white, labeled, printed horizontally: consecutive numbers 2 - 20, 22 - 40, etc. up to 82 - 100, mounting type: snap into flat marker groove, for terminal block width: 5 mm, lettering field size: 5.15 x 5.15 mm

---

Zack Marker strip, flat - ZBF 5,LGS:UNGERADE ZAHLEN - 0810863



Zack Marker strip, flat, Strip, white, labeled, printed horizontally: Odd numbers 1 - 19, 21 - 39, etc. up to 81 - 99, mounting type: snap into flat marker groove, for terminal block width: 5 mm, lettering field size: 5.15 x 5.15 mm

---

Marker for terminal blocks - UC-TMF 5 CUS - 0824638



Marker for terminal blocks, can be ordered: by sheet, white, labeled according to customer specifications, mounting type: snap into flat marker groove, for terminal block width: 5.2 mm, lettering field size: 4.6 x 5.1 mm

---

Marker for terminal blocks - UCT-TMF 5 CUS - 0829658



Marker for terminal blocks, can be ordered: by sheet, white, labeled according to customer specifications, mounting type: snap into flat marker groove, for terminal block width: 5.2 mm, lettering field size: 4.4 x 4.7 mm

---

### Marker carriers

## Feed-through terminal block - PT 2,5-TWIN BU - 3209552

### Accessories

Marker carriers - STP 5-2-ZB - 3037643



Double marker carrier, snaps onto the spring-cage terminal blocks ST 2.5..., labeled with ZB 5 or ZBF 5

---

Group marker label for terminal marking - GBS-ZB/26X6 - 0809298



Group marking label, snaps onto terminal center for screw, spring-cage and quick connection terminal blocks, labeled with ESL 26x6 mm or EST 25x6 mm, in the foot part with Zack marker strip, length: 29 mm

---

### Partition plate

Partition plate - ATP-ST-TWIN - 3030789



Partition plate, length: 76.6 mm, width: 2 mm, height: 45 mm, color: gray

---

Spacer plate - DP PS-5 - 3036725



Spacer plate, length: 22.4 mm, width: 5.2 mm, height: 29 mm, number of positions: 1, color: red

---

### Planning and marking software

Software - CLIP-PROJECT ADVANCED - 5146040



Multilingual software for convenient configuration of Phoenix Contact products on standard DIN rails.

## Feed-through terminal block - PT 2,5-TWIN BU - 3209552

### Accessories

---

Software - CLIP-PROJECT PROFESSIONAL - 5146053



Multilingual software for terminal strip configuration. A marking module enables the professional marking of markers and labels for identifying terminal blocks, conductors and cables, and devices.

---

### Reducing bridge

Reducing bridge - RB ST (2,5/4)-1,5 - 3038943



Reducing bridge, pitch: 7.1 mm, length: 22.7 mm, width: 10.4 mm, number of positions: 2, color: red

---

### Screwdriver tools

Screwdriver - SZF 1-0,6X3,5 - 1204517



Actuation tool, for ST terminal blocks, also suitable for use as a bladed screwdriver, size: 0.6 x 3.5 x 100 mm, 2-component grip, with non-slip grip

---

Screwdriver - ST-BW - 1207608



Actuation tool, for all 2.5 mm<sup>2</sup> - 4.0 mm<sup>2</sup> spring-cages

---

### Terminal marking

## Feed-through terminal block - PT 2,5-TWIN BU - 3209552

### Accessories

Group marker label for terminal marking - GBS 5-25X12 - 0810588



Group marker label, snaps onto terminal center for screw, spring-cage and quick connection terminal blocks, labeled with a 25 x 12 mm label or manually with the B-STIFT, in the foot part with ZB 5

---

Zack marker strip - ZB 5 :UNBEDRUCKT - 1050004



Zack marker strip, Strip, white, unlabeled, can be labeled with: CMS-P1-PLOTTER, PLOTMARK, mounting type: snap into tall marker groove, for terminal block width: 5.2 mm, lettering field size: 5.1 x 10.5 mm

---

Marker for terminal blocks - UC-TM 5 - 0818108



Marker for terminal blocks, Sheet, white, unlabeled, can be labeled with: BLUEMARK CLED, BLUEMARK LED, CMS-P1-PLOTTER, PLOTMARK, mounting type: snap into tall marker groove, for terminal block width: 5.2 mm, lettering field size: 10.5 x 4.6 mm

---

Marker for terminal blocks - UCT-TM 5 - 0828734



Marker for terminal blocks, Sheet, white, unlabeled, can be labeled with: THERMOMARK PRIME, THERMOMARK CARD, BLUEMARK CLED, BLUEMARK LED, TOPMARK LASER, mounting type: snap into tall marker groove, for terminal block width: 5.2 mm, lettering field size: 4.6 x 10.5 mm

---

Zack Marker strip, flat - ZBF 5:UNBEDRUCKT - 0808642



Zack Marker strip, flat, Strip, white, unlabeled, can be labeled with: CMS-P1-PLOTTER, PLOTMARK, mounting type: snap into flat marker groove, for terminal block width: 5 mm, lettering field size: 5.1 x 5.2 mm

---

## Feed-through terminal block - PT 2,5-TWIN BU - 3209552

### Accessories

#### Marker for terminal blocks - UC-TMF 5 - 0818153



Marker for terminal blocks, Sheet, white, unlabeled, can be labeled with: BLUEMARK CLED, BLUEMARK LED, CMS-P1-PLOTTER, PLOTMARK, mounting type: snap into flat marker groove, for terminal block width: 5.2 mm, lettering field size: 4.6 x 5.1 mm

---

#### Marker for terminal blocks - UCT-TMF 5 - 0828744



Marker for terminal blocks, Sheet, white, unlabeled, can be labeled with: THERMOMARK PRIME, THERMOMARK CARD, BLUEMARK CLED, BLUEMARK LED, TOPMARK LASER, mounting type: snap into flat marker groove, for terminal block width: 5.2 mm, lettering field size: 4.4 x 4.7 mm

---

#### Test plug terminal block

##### Test plugs - MPS-MT - 0201744



Test plugs, with solder connection up to 1 mm<sup>2</sup> conductor cross section, color: silver

---

##### Test plugs - PS-5 - 3030983



Test plugs, color: red

---

##### Test plugs - PS-5/2,3MM RD - 3038723



Test plugs, color: red

## Feed-through terminal block - PT 2,5-TWIN BU - 3209552

### Accessories

#### Test socket

Test adapter - PAI-4-FIX-5/6 BU - 3035975



4 mm test adapter, for terminal blocks with 5.2 mm and 6.2 mm pitch

---

Test adapter - PAI-4-FIX-5/6 OG - 3035974



4 mm test adapter, for terminal blocks with 5.2 mm and 6.2 mm pitch

---

Test adapter - PAI-4-FIX-5/6 YE - 3035977



4 mm test adapter, for terminal blocks with 5.2 mm and 6.2 mm pitch

---

Test adapter - PAI-4-FIX-5/6 RD - 3035976



4 mm test adapter, for terminal blocks with 5.2 mm and 6.2 mm pitch

---

Test adapter - PAI-4-FIX-5/6 GN - 3035978



4 mm test adapter, for terminal blocks with 5.2 mm and 6.2 mm pitch

---

## Feed-through terminal block - PT 2,5-TWIN BU - 3209552

### Accessories

Test adapter - PAI-4-FIX-5/6 BK - 3035980



4 mm test adapter, for terminal blocks with 5.2 mm and 6.2 mm pitch

---

Test adapter - PAI-4-FIX-5/6 GY - 3035982



4 mm test adapter, for terminal blocks with 5.2 mm and 6.2 mm pitch

---

Test adapter - PAI-4-FIX-5/6 VT - 3035979



4 mm test adapter, for terminal blocks with 5.2 mm and 6.2 mm pitch

---

Test adapter - PAI-4-FIX-5/6 BN - 3035981



4 mm test adapter, for terminal blocks with 5.2 mm and 6.2 mm pitch

---

Test adapter - PAI-4-FIX-5/6 WH - 3035983



4 mm test adapter, for terminal blocks with 5.2 mm and 6.2 mm pitch

---

---

