



Sigma | Sigma 3650

TE Internal #: 3-1624112-2

Sigma 3650, High Frequency & RF Inductors, High Frequency, Surface Mount, Taped & Reeled, 1.27 x .76 x .61 mm, 5 %, Inductance .0039 μ H, 840 mA

[View on TE.com >](#)

Passive Components > Inductors > High Frequency & RF Inductors



Inductor Type: **High Frequency**

Termination Method to Printed Circuit Board: **Surface Mount**

Packaging Method: **Taped & Reeled**

Passive Component Dimensions: **1.27 x .76 x .61 mm**

Passive Component Tolerance: **5 %**

Features

Product Type Features

Inductor Type	High Frequency
Element Type	Wire Wound
Package Size Code	0402

Electrical Characteristics

Self Resonant Frequency	5.8 GHz
Passive Component Tolerance	5 %
Inductance	.0039 μ H
Current Rating (Max)	840 mA
DC Resistance	.066 Ω

Termination Features

Termination Method to Printed Circuit Board	Surface Mount
---	---------------

Dimensions

Passive Component Dimensions	1.27 x .76 x .61 mm
------------------------------	---------------------

Usage Conditions

Operating Temperature Range	-40 – 125 $^{\circ}$ C
-----------------------------	------------------------

Packaging Features

Packaging Method	Taped & Reeled
------------------	----------------

Other

Inductor Quality Factor

19

Product Compliance

For compliance documentation, visit the product page on TE.com>

EU RoHS Directive 2011/65/EU

Compliant

EU ELV Directive 2000/53/EC

Compliant

China RoHS 2 Directive MIIT Order No 32, 2016

No Restricted Materials Above Threshold

EU REACH Regulation (EC) No. 1907/2006

Current ECHA Candidate List: JAN 2022 (223)
 Candidate List Declared Against: JAN 2022 (223)
 Does not contain REACH SVHC

Halogen Content

Low Halogen - Br, Cl, F, I < 900 ppm per homogenous material. Also BFR/CFR/PVC Free


Solder Process Capability

Reflow solder capable to 260°C

Product Compliance Disclaimer

This information is provided based on reasonable inquiry of our suppliers and represents our current actual knowledge based on the information they provided. This information is subject to change. The part numbers that TE has identified as EU RoHS compliant have a maximum concentration of 0.1% by weight in homogenous materials for lead, hexavalent chromium, mercury, PBB, PBDE, DBP, BBP, DEHP, DIBP, and 0.01% for cadmium, or qualify for an exemption to these limits as defined in the Annexes of Directive 2011/65/EU (RoHS2). Finished electrical and electronic equipment products will be CE marked as required by Directive 2011/65/EU. Components may not be CE marked. Additionally, the part numbers that TE has identified as EU ELV compliant have a maximum concentration of 0.1% by weight in homogenous materials for lead, hexavalent chromium, and mercury, and 0.01% for cadmium, or qualify for an exemption to these limits as defined in the Annexes of Directive 2000/53/EC (ELV). Regarding the REACH Regulation, the information TE provides on SVHC in articles for this part number is based on the latest European Chemicals Agency (ECHA) 'Guidance on requirements for substances in articles' posted at this URL: <https://echa.europa.eu/guidance-documents/guidance-on-reach>

Compatible Parts



TE Part # 5-1624113-2
3650 2A 0.22 μ H 5% 2K RL



TE Part # 1624112-8
3650 0603 68nH 5% 2K RL




TE Part # 6-1624113-2
3650 2A 0.56 μ H 5% 2K RL




TE Part # 4-1879023-8
3650 1008 10 μ H 5% 2K RL



Also in the Series | Sigma 3650



Customers Also Bought



Documents

[Product Drawings](#)
[3650 0402 3.9nH 5% 2K RL](#)

English

[CAD Files](#)
[3D PDF](#)

[3D](#)



Customer View Model

[ENG_CVM_CVM_3-1624112-2_BA.2d_dxf.zip](#)

English

Customer View Model

[ENG_CVM_CVM_3-1624112-2_BA.3d_igs.zip](#)

English

Customer View Model

[ENG_CVM_CVM_3-1624112-2_BA.3d_stp.zip](#)

English

By downloading the CAD file I accept and agree to the [Terms and Conditions](#) of use.

Datasheets & Catalog Pages

[1309350_PASSIVE_COMPONENT](#)

English

[Low Inductance, High Frequency Chip Inductors - Type 3650 Series](#)

English