

Terminal blocks

to **Type 382** and **Type 190**

- ASP044** page 49
- ASP064** page 49
- Type 113** page 90
- Type 114** page 90
- Type 369** page 89

Accessories

for **Type 382** and **Type 190**
Coding set
 720293 page 178

Note for Type 190

Packaging for automated processing is available on demand. Please do not hesitate to contact us.

Type 382

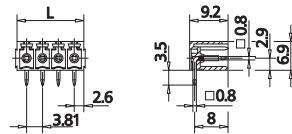
Header, centerline 3.81 mm / 0.150 inches, horizontal mounting, square contact pins 0.8 mm / 0.031 inches, closed ends, codable

Technical Data

V / A 300 / 8
 130 V / 2.5 kV / 11 A

Insulation co-ordination according to IEC 664-1			
Clearance and creepage distances	min. 3.01 mm		
Insulating material class	CTI 600		
Overtoltage category	III	III	II
Pollution degree	3	2	2
Rated voltage	200	500	500
Rated test voltage	2.5	4	2.5
Protection category according to IEC 529	IP00		
Solder pin dimension	0.8 x 0.8 mm		
Recommended pc board hole dia.	Ø 1.3 mm		
Solder pin length	3.5 mm		
Pole size	2 - 24		
Color	black		

Dimensions in mm 1 mm = 0.0394 in.



L = (pole size - 1) x centerline + 5.2 mm / 0.205 inches

Type 190

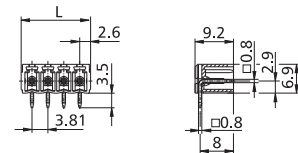
Header, centerline 3.81 mm / 0.150 inches, horizontal mounting, designed for THR, optional Tape on Reel packaging for automated processing, square contact pins 0.8 mm / 0.031 inches, closed ends, codable

Technical Data

V / A 300 / 8
 130 V / 2.5 kV / 10 A

Insulation co-ordination according to IEC 664-1			
Clearance and creepage distances	min. 3.01 mm		
Insulating material class	CTI 600		
Overtoltage category	III	III	II
Pollution degree	3	2	2
Rated voltage	200	500	500
Rated test voltage	2.5	4	2.5
Protection category according to IEC 529	IP00		
Solder pin dimension	0.8 x 0.8 mm		
Recommended pc board hole dia.	Ø 1.3 mm		
Solder pin length	3.5 mm		
Pole size	2 - 12		
Color	black		

Dimensions in mm 1 mm = 0.0394 in.



L = (pole size - 1) x centerline + 5.2 mm / 0.205 inches

Part numbers (P/N)

(informations: page 111)

Type 382

centerline 3.81 mm / 0.150 inches

P/N 313821

	02	03	04	05	06	07	08
09	10	11	12	13	14	15	16
17	18	19	20	21	22	23	24

Complete the part number by adding the pole size.

- Standard pole sizes
- Available on demand. Minimum order quantity 5000 pieces per item.

Part numbers (P/N)

(informations: page 111)

Type 190


centerline 3.81 mm / 0.150 inches

P/N 311901

	02	03	04	05	06	07	08
09	10	11	12				

Complete the part number by adding the pole size.

- Standard pole sizes
- Available on demand. Minimum order quantity 5000 pieces per item.



Terminal blocks

to Type 392

ASP084 page 50

Type 379 page 89

Accessories

for Type 392

Coding set

720293 page 178

Type 392

Header, centerline 3.81 mm / 0.150 inches, horizontal mounting, mounting flange, square contact pins 0.8 mm / 0.031 inches, closed ends, codable

Technical Data

V / A 300 / 8

160 V / 2.5 kV / 8 A

Insulation co-ordination according to IEC 664-1

Clearance and creepage distances min. 3.01 mm

Insulating material class CTI 600

Overvoltage category III III II

Pollution degree 3 2 2

Rated voltage 200 500 500

Rated test voltage 2.5 4 2.5

Protection category according to IEC 529 IP00

Solder pin dimension 0.8 x 0.8 mm

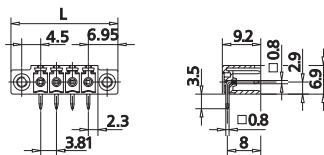
Recommended pc board hole dia. Ø 1.3 mm

Solder pin length 3.5 mm

Pole size 2 - 24

Color black

Dimensions in mm 1 mm = 0.0394 in.



$L = (\text{pole size} - 1) \times \text{centerline} + 13.95 \text{ mm} / 0.550 \text{ inches}$

Part numbers (P/N)

(informations: page 111)

Complete the part number by adding the pole size.

Type 392

centerline 3.81 mm / 0.150 inches

P/N 313921

	02	03	04	05	06	07	08
09	10	11	12	13	14	15	16
17	18	19	20	21	22	23	24

Standard pole sizes

Available on demand. Minimum order quantity 5000 pieces per item.