

General Specifications

Motor Structure: Shaded Pole Induction Motor

Motor Protection: Impedance Protection

Insulation Resistance:

10M Ω or over with a DC500V Megger

Dielectric Withstand Voltage: AC 700V 1s

Allowable Ambient Temperature Range:

-10°C ~ +70°C (Operating)

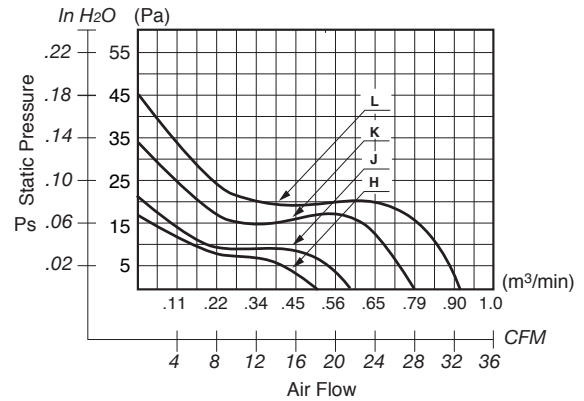
-40°C ~ +70°C (Storage)

(non-condensing environment)

Expected Life

Failure Rate: 10%

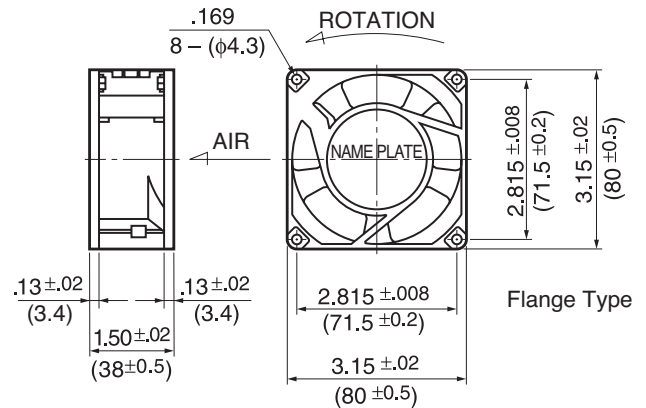
25°C 50,000 Hours



Material

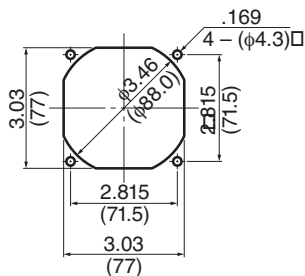
- Casing : Aluminum
- Impeller : UL94V-O Reinforced Plastic
- Bearing : Ball Bearing
- Lead Wire : AWG22, UL3266
- or Terminal : Faston #110 or equivalent

Outline



Panel Cut-Outs

Units: inch (mm)



INLET SIDE / OUTLET SIDE

Specifications

MODEL	LEGACY P/N	Rated Voltage	Frequency	Starting Voltage	Current	Input Power	Speed	Max. Air Flow		Max. Static Pressure		Noise	Mass
		(V)	(Hz)	(V)	(A) ¹	(W)	(min ⁻¹) ²	CFM ¹	(m ³ /min) ²	in H ₂ O	(Pa) ²	(dB) ²	(g)
08038FB-A1H-EA-00	3115FS-12T-B00-A00	115	60	75	0.045	4.0	1850	18.0	0.51	.07	17.5	31	340
08038FB-A1J-EA-00	3115FS-12T-B10-A00	115	60	75	0.087	6.5	2100	22.0	0.62	.09	22.5	36	340
08038FB-A1K-EA-00	3115FS-12T-B20-A00	115	60	75	0.090	7.5	2700	27.0	0.76	.13	32.5	40	340
08038FB-A1L-EA-00	3115FS-12T-B30-A00	115	60	75	0.100	8.5	3250	32.0	0.90	.18	45.0	44	340
08038FB-B3J-EA-00	3115FS-23T-B10-A00	230	60	175	0.050	6.5	2050	20.0	0.57	.09	22.5	35	340
08038FB-B3K-EA-00	3115FS-23T-B20-A00	230	60	175	0.060	7.5	2750	28.0	0.79	.13	32.5	40	340
08038FB-B3L-EA-00	3115FS-23T-B30-A00	230	60	175	0.065	8.0	3250	33.0	0.93	.18	45.0	44	340

Rotation: Counterclockwise

Airflow Outlet: Air In Over Struts

*1: Maximum Values in Free Air

*2: Average Values in Free Air

*3: Minimum Values in Free Air