

# Data Sheet

## RT205xxHBLU

Page 1/5

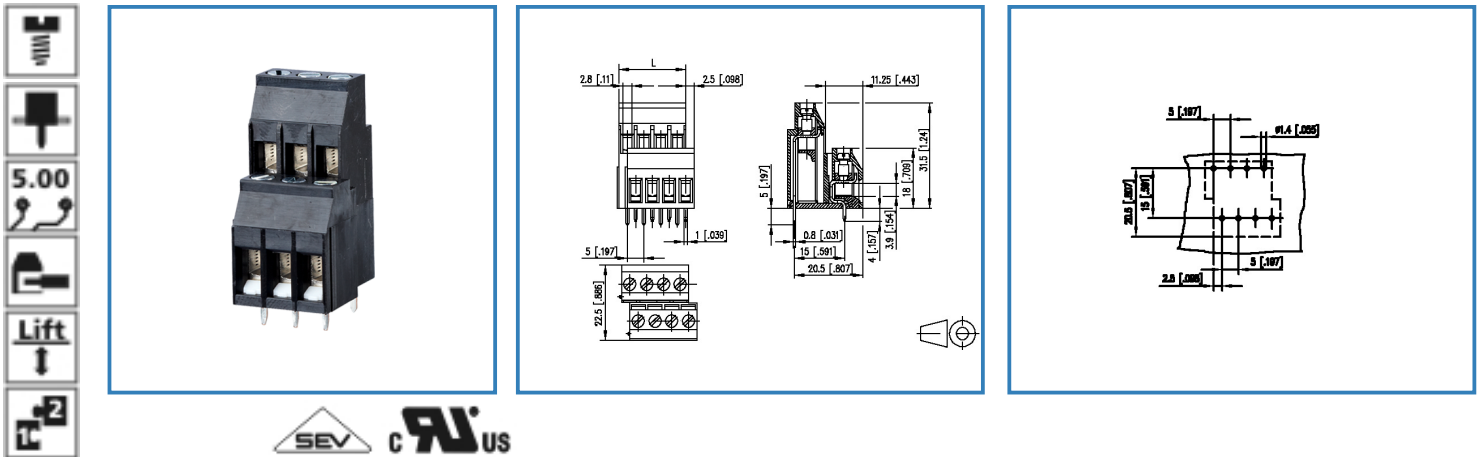
P/N

310961xx

xx=number of poles

2017/01/24

### Illustration



see enlarged drawing at the end of the document

### Product specification

- screw type terminal block, solderable, double solder pins
- centerline 5.00 mm, direction of connection 90°
- lift system, modular
- color black
- double stacked

# Data Sheet

## RT205xxHBLU

### Technical Data



#### General Data

Tightening torque SEV	0.5 Nm		
Tightening torque UL	6 lb-in		
Solder pin length	5 mm		
min. number of poles	4		
max. number of poles	6		
Insulating material class	CTI 600		
clearance/creepage dist.	4 mm		
protection category	IP 20		
Overvoltage category	III	III	II
Pollution degree	3	2	2
Rated voltage	320 V	800 V	800 V
Rated test voltage	4 kV	4.0 kV	4 kV

#### Connection data

Rated wiring solid wire	0.34 - 2.5 mm <sup>2</sup> / AWG 22 - 12		
Rated wiring stranded wire	0.34 - 2.5 mm <sup>2</sup> / AWG 22 - 12		

#### Approvals

 V / A / AWG	300 / 20 / 22 - 12		
 2.5 mm <sup>2</sup>	250 V / 24 A / T60		

#### Material

insulating material	PA66
flammability class	V0
contact material	CuSn
Glow-Wire Flammability GWFI	960
Glow-Wire Flammability GWIT	775
contact surface	Sn
terminal body material	CuZn
terminal body surface	Ni
screw surface	Zn Cr(VI)-frei/free
screw thread	M3

#### Climatic properties

upper limit temperature	105 °C
lower limit temperature	-40 °C



# Data Sheet

## RT205xxHBLU

Page 3/5

P/N

310961xx

xx=number of poles

2017/01/24

### General

solderability	Acc. to JEDEC JESD22-B102E 245°C/5s
Tolerance	ISO 2768 -mH



# Data Sheet

## RT205xxHBLU

Page 4/5

P/N

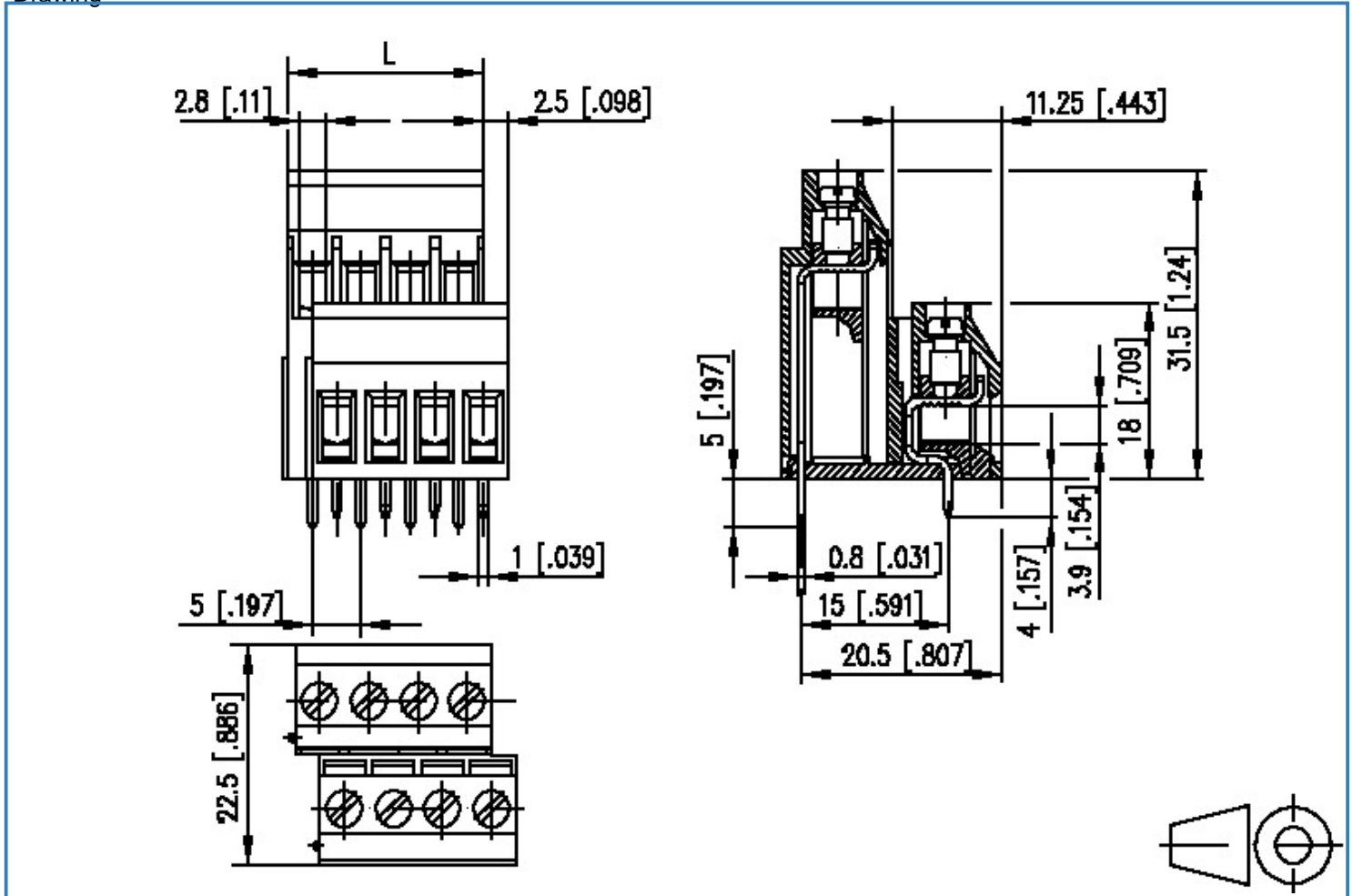
310961xx

xx=number of poles

2017/01/24

### Illustration

Drawing



$L = (\text{pole size} - 1) \times \text{centerline} + 5 [0.197]$



# Data Sheet

## RT205xxHBLU

Page 5/5

P/N

310961xx

xx=number of poles

2017/01/24

PCB Layout

