

Micro terminal - MT 1,5 - 3100305

Please be informed that the data shown in this PDF Document is generated from our Online Catalog. Please find the complete data in the user's documentation. Our General Terms of Use for Downloads are valid (<http://phoenixcontact.com/download>)




Micro terminal, nom. voltage: 400 V, nominal current: 17.5 A, connection method: Screw connection, number of connections: 2, cross section: 0.14 mm² - 1.5 mm², AWG: 26 - 16, width: 4.2 mm, color: gray, mounting type: NS 15

Your advantages

- ✓ Nominal cross section of 1.5 mm²
- ✓ Design width of just 4.2 mm
- ✓ Space saving thanks to compact design and mounting option on a 15 mm DIN rail
- ✓ Clear arrangement thanks to marking of all terminal points
- ✓ Easy potential distribution thanks to standardized screw bridges in the terminal center
- ✓ Snap-on foot for NS 15 DIN rails

Key Commercial Data

Packing unit	1 pc
Minimum order quantity	50 pc
GTIN	 4 017918 099251
GTIN	4017918099251
Weight per Piece (excluding packing)	2.330 g
Custom tariff number	85369010
Country of origin	Turkey

Technical data

General

Number of levels	1
Number of connections	2
Potentials	1

Micro terminal - MT 1,5 - 3100305

Technical data

General

Nominal cross section	1.5 mm ²
Color	gray
Insulating material	PA
Flammability rating according to UL 94	V0
Rated surge voltage	4 kV
Degree of pollution	3
Overvoltage category	III
Insulating material group	I
Maximum power dissipation for nominal condition	0.56 W
Designation	Level 1 above 1 below 1
Maximum load current	17.5 A (with 1.5 mm ² conductor cross section)
Nominal current I _N	17.5 A
Nominal voltage U _N	400 V
Open side panel	Yes
Shock protection test specification	IEC 60529:2001-02
Back of the hand protection	guaranteed
Finger protection	guaranteed
Result of surge voltage test	Test passed
Surge voltage test setpoint	4.8 kV
Result of power-frequency withstand voltage test	Test passed
Power frequency withstand voltage setpoint	1.89 kV
Result of the test for mechanical stability of terminal points (5 x conductor connection)	Test passed
Result of bending test	Test passed
Bending test rotation speed	10 rpm
Bending test turns	135
Bending test conductor cross section/weight	0.14 mm ² / 0.2 kg
	0.5 mm ² / 0.3 kg
	1.5 mm ² / 0.4 kg
Tensile test result	Test passed
Conductor cross section tensile test	0.14 mm ²
Tractive force setpoint	10 N
Conductor cross section tensile test	0.5 mm ²
Tractive force setpoint	20 N
Conductor cross section tensile test	1.5 mm ²
Tractive force setpoint	40 N
Result of tight fit on support	Test passed

Micro terminal - MT 1,5 - 3100305

Technical data

General

Tight fit on carrier	NS 15
Setpoint	1 N
Result of voltage-drop test	Test passed
Requirements, voltage drop	≤ 3.2 mV
Result of temperature-rise test	Test passed
Short circuit stability result	Test passed
Conductor cross section short circuit testing	1.5 mm ²
Short-time current	0.18 kA
Result of thermal test	Test passed
Proof of thermal characteristics (needle flame) effective duration	30 s
Relative insulation material temperature index (Elec., UL 746 B)	130 °C
Temperature index of insulation material (DIN EN 60216-1 (VDE 0304-21))	130 °C
Static insulating material application in cold	-60 °C
Behavior in fire for rail vehicles (DIN 5510-2)	Test passed
Flame test method (DIN EN 60695-11-10)	V0
Oxygen index (DIN EN ISO 4589-2)	>32 %
NF F16-101, NF F10-102 Class I	2
NF F16-101, NF F10-102 Class F	2
Surface flammability NFPA 130 (ASTM E 162)	passed
Specific optical density of smoke NFPA 130 (ASTM E 662)	passed
Smoke gas toxicity NFPA 130 (SMP 800C)	passed
Calorimetric heat release NFPA 130 (ASTM E 1354)	28 MJ/kg
Fire protection for rail vehicles (DIN EN 45545-2) R22	HL 1 - HL 3
Fire protection for rail vehicles (DIN EN 45545-2) R23	HL 1 - HL 3
Fire protection for rail vehicles (DIN EN 45545-2) R24	HL 1 - HL 3
Fire protection for rail vehicles (DIN EN 45545-2) R26	HL 1 - HL 3

Dimensions

Width	4.2 mm
End cover width	1 mm
Length	22 mm
Height NS 15	23.5 mm

Connection data

Connection	1 level
Connection method	Screw connection
Screw thread	M2
Stripping length	6 mm

Micro terminal - MT 1,5 - 3100305

Technical data

Connection data

Tightening torque, min	0.22 Nm
Tightening torque max	0.25 Nm
Connection in acc. with standard	IEC 60947-7-1
Conductor cross section solid min.	0.14 mm ²
Conductor cross section solid max.	1.5 mm ²
Conductor cross section AWG min.	26
Conductor cross section AWG max.	16
Conductor cross section flexible min.	0.14 mm ²
Conductor cross section flexible max.	1.5 mm ²
Min. AWG conductor cross section, flexible	26
Max. AWG conductor cross section, flexible	16
Conductor cross section flexible, with ferrule without plastic sleeve min.	0.25 mm ²
Conductor cross section flexible, with ferrule without plastic sleeve max.	0.75 mm ²
Conductor cross section flexible, with ferrule with plastic sleeve min.	0.25 mm ²
Conductor cross section flexible, with ferrule with plastic sleeve max.	0.75 mm ²
2 conductors with same cross section, solid min.	0.14 mm ²
2 conductors with same cross section, solid max.	0.5 mm ²
2 conductors with same cross section, stranded min.	0.14 mm ²
2 conductors with same cross section, stranded max.	0.5 mm ²
2 conductors with same cross section, stranded, ferrules without plastic sleeve, min.	0.25 mm ²
2 conductors with same cross section, stranded, ferrules without plastic sleeve, max.	0.34 mm ²
Internal cylindrical gage	A1

Standards and Regulations

Connection in acc. with standard	CSA
	IEC 60947-7-1
Flammability rating according to UL 94	V0
Fire protection for rail vehicles (DIN EN 45545-2) R22	HL 1 - HL 3
Fire protection for rail vehicles (DIN EN 45545-2) R23	HL 1 - HL 3
Fire protection for rail vehicles (DIN EN 45545-2) R24	HL 1 - HL 3
Fire protection for rail vehicles (DIN EN 45545-2) R26	HL 1 - HL 3

Environmental Product Compliance

REACH SVHC	Lead 7439-92-1
China RoHS	Environmentally Friendly Use Period = 50
	For details about hazardous substances go to tab "Downloads", Category "Manufacturer's declaration"

Micro terminal - MT 1,5 - 3100305

Drawings

Circuit diagram



Classifications

eCl@ss

eCl@ss 4.0	27141100
eCl@ss 4.1	27141100
eCl@ss 5.0	27141100
eCl@ss 5.1	27141100
eCl@ss 6.0	27141100
eCl@ss 7.0	27141120
eCl@ss 8.0	27141120
eCl@ss 9.0	27141120

ETIM

ETIM 2.0	EC000897
ETIM 3.0	EC000897
ETIM 4.0	EC000897
ETIM 5.0	EC000897
ETIM 6.0	EC000897
ETIM 7.0	EC000897

UNSPSC

UNSPSC 6.01	30211811
UNSPSC 7.0901	39121410
UNSPSC 11	39121410
UNSPSC 12.01	39121410
UNSPSC 13.2	39121410

Approvals

Approvals

Approvals

DNV GL / CSA / BV / CCA / UL Recognized / EAC / EAC / UL Recognized

Micro terminal - MT 1,5 - 3100305


Approvals

Ex Approvals

ATEX / EAC Ex


Approval details

DNV GL		https://approvalfinder.dnvgl.com/	TAE00001CT
--------	---	---	------------

CSA		http://www.csagroup.org/services-industries/product-listing/	13631
Nominal voltage UN		300 V	
Nominal current IN		15 A	
mm ² /AWG/kcmil		28-14	

BV		http://www.veristar.com/portal/veristarinfo/generalinfo/approved/approvedProducts/equipmentAndMaterials	07774/D0 BV
----	---	---	-------------

CCA			NTR-NL 4240
Nominal voltage UN		400 V	
mm ² /AWG/kcmil		1.5	

UL Recognized		http://database.ul.com/cgi-bin/XYV/template/LISEXT/1FRAME/index.htm	FILE E 60425
Nominal voltage UN		300 V	
Nominal current IN		15 A	
mm ² /AWG/kcmil		30-14	

EAC			EAC-Zulassung
-----	---	--	---------------

Micro terminal - MT 1,5 - 3100305

Approvals

EAC		RU C- DE.A*30.B.01742
-----	--	--------------------------

UL Recognized		http://database.ul.com/cgi-bin/XYV/template/LISEXT/1FRAME/index.htm	FILE E 60425
---------------	--	---	--------------

		B	D
Nominal voltage UN	300 V	300 V	300 V
Nominal current IN	15 A	15 A	10 A
mm ² /AWG/kcmil	30-14	30-14	30-14

Accessories

Accessories

DIN rail

DIN rail, unperforated - NS 15 UNPERF 2000MM - 1401695



DIN rail, unperforated, Standard profile, width: 15 mm, height: 5 mm, acc. to EN 60715, material: Steel, galvanized, passivated with a thick layer, length: 2000 mm, color: silver

DIN rail perforated - NS 15 PERF 2000MM - 1401682



DIN rail perforated, Standard profile, width: 15 mm, height: 5.5 mm, acc. to EN 60715, material: Steel, galvanized, passivated with a thick layer, length: 2000 mm, color: silver

DIN rail perforated - NS 15 AL PERF 2000MM - 1401763



DIN rail perforated, Standard profile, width: 15 mm, height: 5.5 mm, acc. to EN 60715, material: Aluminum, uncoated, length: 2000 mm, color: silver

Micro terminal - MT 1,5 - 3100305

Accessories

DIN rail perforated - NS 15 WH PERF 2000MM - 1204096



DIN rail perforated, Standard profile, width: 15 mm, height: 5.5 mm, acc. to EN 60715, material: Steel, Galvanized, white passivated, length: 2000 mm, color: silver

End block

End clamp - E/MBK - 1401637



End clamp, width: 6.2 mm, color: gray

End clamp - E/MK - 1421633



End clamp, width: 6.2 mm, color: gray

End clamp - E/MK 1 - 1421659



End clamp width: 6 mm, color: gray

End clamp - CLIPFIX 15 - 3022263



Snap-on end bracket, to be snapped onto NS 15 DIN rail

Micro terminal - MT 1,5 - 3100305

Accessories

End cover

End cover - D-MT 1,5 - 3100321



End cover, length: 22 mm, width: 1 mm, height: 17.7 mm, color: gray

Labeled terminal marker

Zack Marker strip, flat - ZBF 4 CUS - 0825023



Zack Marker strip, flat, can be ordered: Strip, white, labeled according to customer specifications, mounting type: snap into flat marker groove, for terminal block width: 4.2 mm, lettering field size: 4.2 x 5.2 mm, Number of individual labels: 10

Zack Marker strip, flat - ZBF 4,LGS:FORTL.ZAHLEN - 0808626



Zack Marker strip, flat, Strip, white, labeled, printed horizontally: consecutive numbers 1 ... 10, 11 ... 20, etc. up to 91 ... 100, mounting type: snap into flat marker groove, for terminal block width: 4 mm, lettering field size: 4.2 x 5.2 mm, Number of individual labels: 10

Zack Marker strip, flat - ZBF 4,QR:FORTL.ZAHLEN - 0808820



Zack Marker strip, flat, Strip, white, labeled, Printed vertically: consecutive numbers 1 ... 10, 11 ... 20, etc. up to 91 ... 100, mounting type: snap into flat marker groove, for terminal block width: 4 mm, lettering field size: 4.2 x 5.2 mm, Number of individual labels: 10

Zack Marker strip, flat - ZBF 4,LGS:GERADE ZAHLEN - 0810818



Zack Marker strip, flat, Strip, white, labeled, printed horizontally: consecutive numbers 2 ... 20, 22 ... 40, etc. up to 82 ... 100, mounting type: snap into flat marker groove, for terminal block width: 4 mm, lettering field size: 5.15 x 4.15 mm, Number of individual labels: 10

Micro terminal - MT 1,5 - 3100305

Accessories

Zack Marker strip, flat - ZBF 4,LGS:UNGERADE ZAHLEN - 0810850



Zack Marker strip, flat, Strip, white, labeled, printed horizontally: Odd numbers 1 - 19, 21 - 39, etc. up to 81 - 99, mounting type: snap into flat marker groove, for terminal block width: 4 mm, lettering field size: 5.15 x 4.15 mm, Number of individual labels: 10

Marker for terminal blocks - UC-TMF 4 CUS - 0824630



Marker for terminal blocks, can be ordered: by sheet, white, labeled according to customer specifications, mounting type: snap into flat marker groove, for terminal block width: 4.2 mm, lettering field size: 3.6 x 5.1 mm, Number of individual labels: 120

Marker for terminal blocks - UCT-TMF 4 CUS - 0829651



Marker for terminal blocks, can be ordered: by sheet, white, labeled according to customer specifications, mounting type: snap into flat marker groove, for terminal block width: 4.2 mm, lettering field size: 3.4 x 4.7 mm, Number of individual labels: 90

Screw bridge

Fixed bridge - FBRN 2-4 N - 3001543



Fixed bridge, number of positions: 2, color: silver

Fixed bridge - FBRN 3-4 N - 3001556



Fixed bridge, number of positions: 3, color: silver

Micro terminal - MT 1,5 - 3100305

Accessories

Fixed bridge - FBRN 4-4 N - 3001569



Fixed bridge, pitch: 4 mm, number of positions: 4, color: silver

Fixed bridge - FBRN 5-4 N - 3001572



Fixed bridge, number of positions: 5, color: silver

Fixed bridge - FBRN 6-4 N - 3001585



Fixed bridge, number of positions: 6, color: silver

Fixed bridge - FBRN 7-4 N - 3001598



Fixed bridge, number of positions: 7, color: silver

Fixed bridge - FBRN 8-4 N - 3001608



Fixed bridge, pitch: 4 mm, number of positions: 8, color: silver

Micro terminal - MT 1,5 - 3100305

Accessories

Fixed bridge - FBRN 10-4 N - 3001624



Fixed bridge, pitch: 4.2 mm, number of positions: 10, color: silver

Fixed bridge - FBRN 20-4 N - 3001637



Fixed bridge, number of positions: 20, color: silver

Screwdriver tools

Screwdriver - SZS 0,4X2,5 VDE - 1205037



Screwdriver, slot-headed, VDE insulated, size: 0.4 x 2.5 x 80 mm, 2-component grip, with non-slip grip

Terminal marking

Zack Marker strip, flat - ZBF 4:UNBEDRUCKT - 0808587



Zack Marker strip, flat, Strip, white, unlabeled, can be labeled with: CMS-P1-PLOTTER, PLOTMARK, mounting type: snap into flat marker groove, for terminal block width: 4 mm, lettering field size: 4.2 x 5.2 mm, Number of individual labels: 10

Marker for terminal blocks - UC-TMF 4 - 0818166



Marker for terminal blocks, Sheet, white, unlabeled, can be labeled with: BLUEMARK ID COLOR, BLUEMARK ID, BLUEMARK CLED, PLOTMARK, CMS-P1-PLOTTER, mounting type: snap into flat marker groove, for terminal block width: 4.2 mm, lettering field size: 3.6 x 5.1 mm, Number of individual labels: 120

Micro terminal - MT 1,5 - 3100305

Accessories

Marker for terminal blocks - UCT-TMF 4 - 0828742



Marker for terminal blocks, Sheet, white, unlabeled, can be labeled with: TOPMARK NEO, TOPMARK LASER, BLUEMARK ID COLOR, BLUEMARK ID, BLUEMARK CLED, THERMOMARK PRIME, THERMOMARK CARD 2.0, THERMOMARK CARD, mounting type: snap into flat marker groove, for terminal block width: 4.2 mm, lettering field size: 3.4 x 4.7 mm, Number of individual labels: 90
