

# Data Sheet

## RT015xxHDWC

(Type 001)

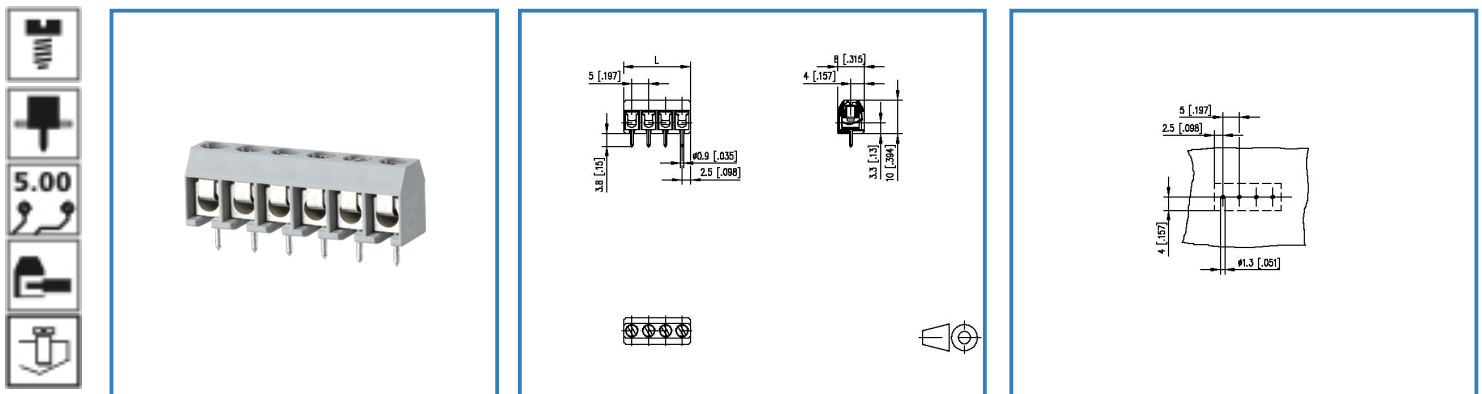
Page 1/5

Order Number

310011xx

xx=number of poles

### Illustration



see enlarged drawing at the end of the document

### Product specification

- screw type terminal block, solderable
- centerline 5.00 mm, direction of connection 90°
- wire protector, fittable without loss of poles
- color gray
- Connection data

**RIA US** V / A / AWG 300 / 15 / 22 - 14

**S** 0.33 - 1.5 mm<sup>2</sup> 125 V / 2.5 kV / 13 A

# Data Sheet

## RT015xxHDWC

(Type 001)

Page 2/5

Order Number

310011xx



xx=number of poles

### Technical Data

#### General Data

Tightening torque SEV	0.5 Nm		
Tightening torque UL	7 lb-in		
Solder pin length	3.8 mm		
min. number of positions	2		
max. number of positions	22		
Insulating material class	CTI 600		
clearance/creepage dist.	2.6 mm		
protection category	IP 20		
Overvoltage category	III	III	II
Pollution degree	3	2	2
Rated voltage	200 V	500 V	500 V
Rated test voltage	2.5 kV	4 kV	2.5 kV

#### Connection data

extended wiring UL	Wire range extended to No. 30 AWG for factory-wiring. Two same size wires No. 22-18 AWG Cu Sol/Str for field-wiring; No. 30-18 Cu Sol/Str factory-wiring.		
 V / A / AWG	300 / 15 / 22 - 14		
 0.33 - 1.5 mm <sup>2</sup>	125 V / 2.5 kV / 13 A		

# Data Sheet

## RT015xxHDWC

(Type 001)

Page 3/5

Order Number

310011xx

xx=number of poles

### Material

insulating material	PA66
flammability class	V0
terminal body material	CuZn
terminal body surface	Ni + Sn
screw surface	Cu + Ni
wire protector material	wire protector
wire protector surface	Sn
screw thread	M3

### Climatic properties

upper limit temperature	105 °C
lower limit temperature	-40 °C

### General

solderability	For THR products acc. to IPC/JEDEC J-STD-020D-MSL 1   For THT products max. 260 °C / 10 s
Tolerance	ISO 2768 -mH

# Data Sheet

## RT015xxHDWC

(Type 001)

Page 4/5

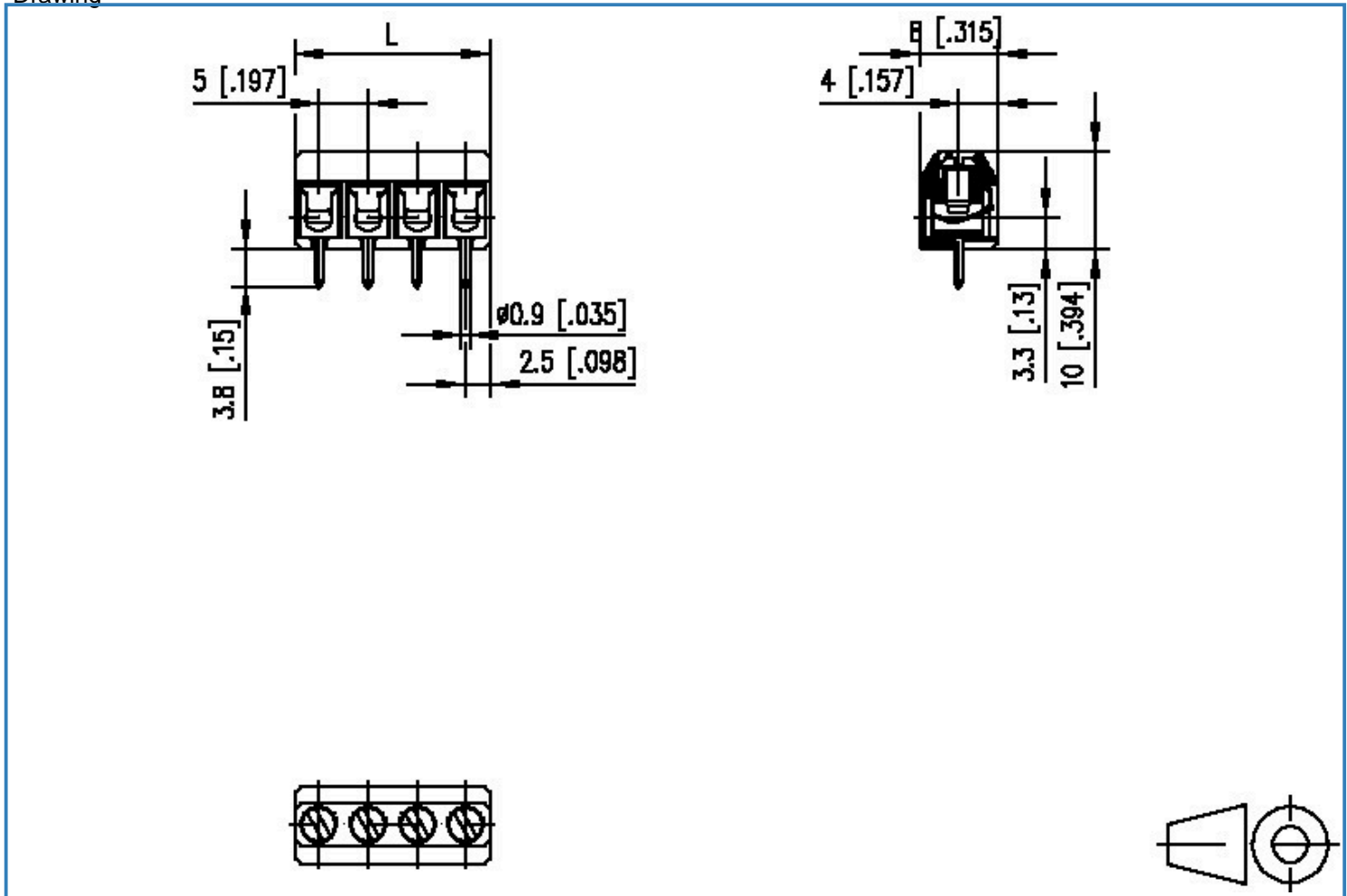
Order Number

310011xx

xx=number of poles

### Illustration

Drawing



$$L = (\text{pole size} - 1) \times \text{centerline} + 5 [0.197]$$

# Data Sheet

## RT015xxHDWC

(Type 001)

Page 5/5

Order Number

310011xx

xx=number of poles

### PCB Layout

