

Disconnect terminal block - UT 4-QUATTRO-TG - 3064027

Please be informed that the data shown in this PDF Document is generated from our Online Catalog. Please find the complete data in the user's documentation. Our General Terms of Use for Downloads are valid (<http://phoenixcontact.com/download>)



Disconnect terminal block, Connection type: Screw connection, Cross section: 0.14 mm² - 6 mm², AWG: 26 - 10, Nominal current: 20 A, Nominal voltage: 500 V, Length: 65.4 mm, Width: 6.2 mm, Color: gray, Assembly: NS 35/7,5, NS 35/15



Key Commercial Data

Packing unit	1 pc
Minimum order quantity	50 pc
Weight per Piece (excluding packing)	18.4 g
Custom tariff number	85369010
Country of origin	Poland

Technical data

General

Note	The max. load current must not be exceeded by the total current of all connected conductors. Current and voltage are determined by the plug used.
Number of levels	1
Number of connections	4
Nominal cross section	4 mm ²
Color	gray
Insulating material	PA
Flammability rating according to UL 94	V0
Rated surge voltage	6 kV
Pollution degree	3
Overvoltage category	III
Insulating material group	I
Connection in acc. with standard	IEC 60947-7-1
Maximum load current	20 A (with 6 mm ² conductor cross section)

Disconnect terminal block - UT 4-QUATTRO-TG - 3064027

Technical data

General

Nominal current I_N	20 A
Nominal voltage U_N	500 V
Open side panel	ja

Dimensions

Width	6.2 mm
End cover width	2.2 mm
Length	65.4 mm
Height NS 35/7,5	47.5 mm
Height NS 35/15	55 mm

Connection data

Connection method	Screw connection
Connection in acc. with standard	IEC 60947-7-1
Conductor cross section solid min.	0.14 mm ²
Conductor cross section solid max.	6 mm ²
Conductor cross section AWG min.	26
Conductor cross section AWG max.	10
Conductor cross section flexible min.	0.14 mm ²
Conductor cross section flexible max.	6 mm ²
Min. AWG conductor cross section, flexible	26
Max. AWG conductor cross section, flexible	10
Conductor cross section flexible, with ferrule without plastic sleeve min.	0.14 mm ²
Conductor cross section flexible, with ferrule without plastic sleeve max.	4 mm ²
Conductor cross section flexible, with ferrule with plastic sleeve min.	0.14 mm ²
Conductor cross section flexible, with ferrule with plastic sleeve max.	4 mm ²
2 conductors with same cross section, solid min.	0.14 mm ²
2 conductors with same cross section, solid max.	1.5 mm ²
2 conductors with same cross section, stranded min.	0.14 mm ²
2 conductors with same cross section, stranded max.	1.5 mm ²
2 conductors with same cross section, stranded, TWIN ferrules with plastic sleeve, min.	0.5 mm ²
2 conductors with same cross section, stranded, TWIN ferrules with plastic sleeve, max.	2.5 mm ²
2 conductors with same cross section, stranded, ferrules without plastic sleeve, min.	0.14 mm ²
2 conductors with same cross section, stranded, ferrules without plastic sleeve, max.	1.5 mm ²
Stripping length	9 mm
Internal cylindrical gage	A4

Disconnect terminal block - UT 4-QUATTRO-TG - 3064027

Technical data

Connection data

Screw thread	M3
Tightening torque, min	0.6 Nm
Tightening torque max	0.8 Nm

Standards and Regulations

Connection in acc. with standard	CSA
	IEC 60947-7-1
Flammability rating according to UL 94	V0

Classifications

eCl@ss

eCl@ss 4.0	27141199
eCl@ss 4.1	27141199
eCl@ss 5.0	27141145
eCl@ss 5.1	27141145
eCl@ss 6.0	27141120
eCl@ss 7.0	27141120
eCl@ss 8.0	27141126

ETIM

ETIM 2.0	EC000886
ETIM 3.0	EC000886
ETIM 4.0	EC000897
ETIM 5.0	EC000902

UNSPSC

UNSPSC 6.01	30211827
UNSPSC 7.0901	39121424
UNSPSC 11	39121424
UNSPSC 12.01	39121424
UNSPSC 13.2	39121424

Approvals

Approvals

Disconnect terminal block - UT 4-QUATTRO-TG - 3064027

Approvals

Approvals

UL Recognized / cUL Recognized / CSA / EAC / EAC / VDE Zeichengenehmigung / IECCEB CB Scheme / cULus Recognized

Ex Approvals

Approvals submitted

Approval details

UL Recognized

	B	C	D
mm ² /AWG/kcmil	26-10	26-10	26-10
Nominal current I _N	20 A	20 A	10 A
Nominal voltage U _N	300 V	150 V	300 V

cUL Recognized

	B	C	D
mm ² /AWG/kcmil	26-10	26-10	26-10
Nominal current I _N	20 A	20 A	10 A
Nominal voltage U _N	300 V	150 V	300 V

CSA


	B	C	D
mm ² /AWG/kcmil	26-10	26-10	26-10
Nominal current I _N	16 A	16 A	10 A
Nominal voltage U _N	300 V	150 V	300 V


EAC


EAC

Disconnect terminal block - UT 4-QUATTRO-TG - 3064027

Approvals

VDE Zeichengenehmigung 	
mm ² /AWG/kcmil	0.2-4.0
Nominal current I _N	20 A
Nominal voltage U _N	500 V

IECEE CB Scheme 	
mm ² /AWG/kcmil	0.2-4.0
Nominal voltage U _N	500 V

cULus Recognized 	
--	--

Drawings

Circuit diagram

