

Plug - QP 1,5/ 6 - 3051153

Please be informed that the data shown in this PDF Document is generated from our Online Catalog. Please find the complete data in the user's documentation. Our General Terms of Use for Downloads are valid (<http://phoenixcontact.com/download>)



Plug, Connection method: Quick connection, Number of positions: 6, Cross section: 0.25 mm² - 1.5 mm², AWG: 24 - 16, Width: 31.2 mm, Height: 40 mm, Color: gray

Product Features

- Just like the basic terminal blocks, the plugs also offer the right connection technology for every application
- The conductor is connected using the familiar IDC connection with no stripping, therefore saving time
- Tested for railway applications
- The QP 1,5/... fast connector plug is designed for the connection of solid and stranded conductors



Key Commercial Data

Packing unit	1 pc
Weight per Piece (excluding packing)	23.73 g
Custom tariff number	85366990
Country of origin	Turkey

Technical data

General

Number of levels	1
Number of connections	6
Nominal cross section	1.5 mm ²
Color	gray
Insulating material	PA
Flammability rating according to UL 94	V0
Area of application	Railway industry
	Mechanical engineering
	Plant engineering
Maximum load current	17.5 A (with 1.5 mm ² conductor cross section)

Plug - QP 1,5/ 6 - 3051153

Technical data

General

Rated surge voltage	6 kV
Degree of pollution	3
Overvoltage category	III
Insulating material group	I
Connection in acc. with standard	IEC 61984
Maximum load current	17.5 A (with 1.5 mm ² conductor cross section)
Nominal current I _N	17.5 A
Nominal voltage U _N	500 V

Dimensions

Width	31.2 mm
Length	20 mm
Height	40 mm
	24.00 mm

Connection data

Connection method	Quick connection
Connection in acc. with standard	IEC 61984
Conductor cross section solid min.	0.25 mm ²
Conductor cross section solid max.	1.5 mm ²
Conductor cross section AWG min.	24
Conductor cross section AWG max.	16
Conductor cross section flexible min.	0.25 mm ²
Conductor cross section flexible max.	1.5 mm ²
Min. AWG conductor cross section, flexible	24
Max. AWG conductor cross section, flexible	16
Material wire insulation	PVC / PE
Structure of individual litz in acc. with VDE 0295 / smallest wire diameter	VDE 0295 Cl.1-5
Max. wire diameter incl. insulation	3 mm

Standards and Regulations

Connection in acc. with standard	CSA
	IEC 61984
Flammability rating according to UL 94	V0

Classifications

eCl@ss

eCl@ss 4.0	272607xx
------------	----------

Plug - QP 1,5/ 6 - 3051153

Classifications

eCl@ss

eCl@ss 4.1	27260701
eCl@ss 5.0	27260701
eCl@ss 5.1	27260701
eCl@ss 6.0	27141120
eCl@ss 7.0	27141120
eCl@ss 8.0	27141151

ETIM

ETIM 2.0	EC000897
ETIM 3.0	EC000897
ETIM 4.0	EC002021
ETIM 5.0	EC002021

UNSPSC

UNSPSC 6.01	30211802
UNSPSC 7.0901	39121402
UNSPSC 11	39121402
UNSPSC 12.01	39121402
UNSPSC 13.2	39121402

Approvals

Approvals

Approvals

CSA / UL Recognized / cUL Recognized / GL / EAC / cULus Recognized


Ex Approvals


Approvals submitted


Approval details

Plug - QP 1,5/ 6 - 3051153

Approvals


CSA 			
	B	C	D
mm ² /AWG/kcmil	24-16	24-16	24-16
Nominal current I _N	10 A	10 A	5 A
Nominal voltage U _N	300 V	300 V	600 V

UL Recognized 				
		B	C	D
mm ² /AWG/kcmil	24-16	24-16	24-16	24-16
Nominal current I _N	10 A	10 A	10 A	5 A
Nominal voltage U _N	600 V	300 V	300 V	600 V

cUL Recognized 				
		B	C	D
mm ² /AWG/kcmil	24-12	24-12	24-12	24-12
Nominal current I _N	10 A	10 A	10 A	5 A
Nominal voltage U _N	600 V	300 V	300 V	600 V

GL

EAC

cULus Recognized 				
--	--	--	--	--

Drawings

Plug - QP 1,5/ 6 - 3051153

Circuit diagram



Diagram

