

Fuse modular terminal block - UT 6-HESILA 250 (6,3X32) - 3046430

Please be informed that the data shown in this PDF Document is generated from our Online Catalog. Please find the complete data in the user's documentation. Our General Terms of Use for Downloads are valid (<http://phoenixcontact.com/download>)



Lever-type fuse terminal block, color: black, for 6.3 x 32 mm G fuse inserts, with LED for 250 V AC

Product Features

- An extremely compact design
- Test connection on both sides in safety lever
- Tested for railway applications



Key Commercial Data

Packing unit	1 pc
Weight per Piece (excluding packing)	24.8 g
Custom tariff number	85369085
Country of origin	Poland

Technical data

General

Note	The current is determined by the fuse used, the voltage by the selected LED. If the fuse is faulty, the downstream circuit will not be disconnected.
Number of levels	1
Number of connections	2
Nominal cross section	6 mm ²
Color	black
Insulating material	PA
Flammability rating according to UL 94	V0
Area of application	Railway industry
	Machine building
	Plant engineering

Fuse modular terminal block - UT 6-HESILA 250 (6,3X32) - 3046430

Technical data

General

Fuse	G / 6,3 x 32
Fuse type	Glass / ceramics / ...
Rated surge voltage	6 kV
Degree of pollution	3
Overvoltage category	III
Insulating material group	I
Maximum power dissipation	max. 1.6 W (With single arrangement of the fuse terminal block in the event of overload)
Maximum current with single arrangement	10 A
LED voltage range	110 V AC/DC ... 250 V AC/DC
LED current range	0.41 mA ... 0.96 mA
Connection in acc. with standard	IEC 60947-7-3
Maximum load current	10 A (the current is determined by the fuse used)
Nominal current I_N	10 A
Nominal voltage U_N	250 V
Open side panel	No

Dimensions

Width	8.2 mm
Length	57.8 mm
Height NS 35/7,5	73 mm
Height NS 35/15	80.5 mm

Connection data

Conductor cross section solid min.	0.2 mm ²
Conductor cross section solid max.	10 mm ²
Conductor cross section flexible min.	0.2 mm ²
Conductor cross section flexible max.	10 mm ²
Conductor cross section AWG min.	24
Conductor cross section AWG max.	8
Conductor cross section flexible, with ferrule without plastic sleeve min.	0.25 mm ²
Conductor cross section flexible, with ferrule without plastic sleeve max.	6 mm ²
Conductor cross section flexible, with ferrule with plastic sleeve min.	0.25 mm ²
Conductor cross section flexible, with ferrule with plastic sleeve max.	6 mm ²
2 conductors with same cross section, solid min.	0.2 mm ²
2 conductors with same cross section, solid max.	2.5 mm ²
2 conductors with same cross section, stranded min.	0.2 mm ²
2 conductors with same cross section, stranded max.	2.5 mm ²

Fuse modular terminal block - UT 6-HESILA 250 (6,3X32) - 3046430

Technical data

Connection data

2 conductors with same cross section, stranded, ferrules without plastic sleeve, min.	0.25 mm ²
2 conductors with same cross section, stranded, ferrules without plastic sleeve, max.	1.5 mm ²
2 conductors with same cross section, stranded, TWIN ferrules with plastic sleeve, min.	0.5 mm ²
2 conductors with same cross section, stranded, TWIN ferrules with plastic sleeve, max.	4 mm ²
Connection method	Screw connection
Stripping length	10 mm
Internal cylindrical gage	A5
Screw thread	M4
Tightening torque, min	1.5 Nm
Tightening torque max	1.8 Nm

Standards and Regulations

Connection in acc. with standard	CSA
	IEC 60947-7-3
Flammability rating according to UL 94	V0

Classifications

eCl@ss

eCl@ss 4.0	27141116
eCl@ss 4.1	27141116
eCl@ss 5.0	27141116
eCl@ss 5.1	27141116
eCl@ss 6.0	27141116
eCl@ss 7.0	27141116
eCl@ss 8.0	27141116
eCl@ss 9.0	27141116

ETIM

ETIM 2.0	EC000897
ETIM 3.0	EC000899
ETIM 4.0	EC000899
ETIM 5.0	EC000899

UNSPSC

UNSPSC 6.01	30211811
-------------	----------

Fuse modular terminal block - UT 6-HESILA 250 (6,3X32) - 3046430

Classifications

UNSPSC

UNSPSC 7.0901	39121410
UNSPSC 11	39121410
UNSPSC 12.01	39121410
UNSPSC 13.2	39121410

Approvals

Approvals

Approvals

CSA / UL Recognized / KEMA-KEUR / cUL Recognized / GL / RS / IECCE CB Scheme / EAC / cULus Recognized

Ex Approvals

Approvals submitted


Approval details


CSA			
	B	C	
	mm ² /AWG/kcmil	24-8	24-8
	Nominal current I _N	10 A	10 A
	Nominal voltage U _N	600 V	600 V

UL Recognized			
	B	C	
	mm ² /AWG/kcmil	24-8	24-8
	Nominal current I _N	10 A	10 A
	Nominal voltage U _N	600 V	600 V

Fuse modular terminal block - UT 6-HESILA 250 (6,3X32) - 3046430


Approvals

KEMA-KEUR 	
mm ² /AWG/kcmil	0.2-6
Nominal current I _N	10 A
Nominal voltage U _N	250 V


cUL Recognized 		
	B	C
mm ² /AWG/kcmil	24-8	24-8
Nominal current I _N	10 A	10 A
Nominal voltage U _N	600 V	600 V

GL

RS

IECEE CB Scheme 	
mm ² /AWG/kcmil	0.2-6
Nominal current I _N	10 A
Nominal voltage U _N	250 V

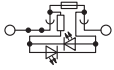
EAC

cULus Recognized 	
--	--

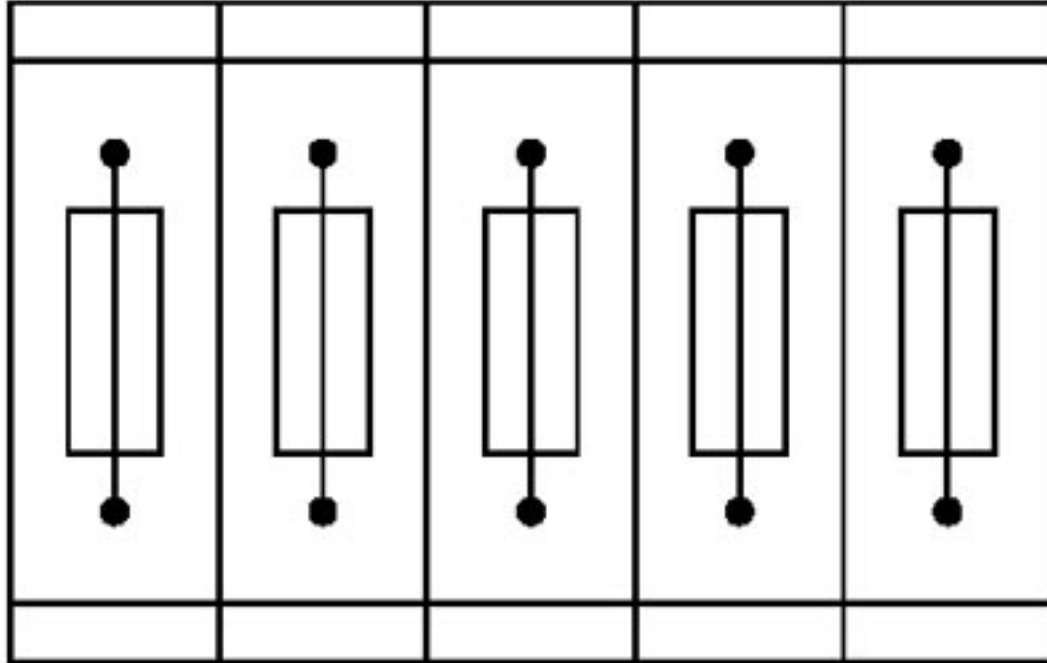
Drawings

Fuse modular terminal block - UT 6-HESILA 250 (6,3X32) - 3046430

Circuit diagram



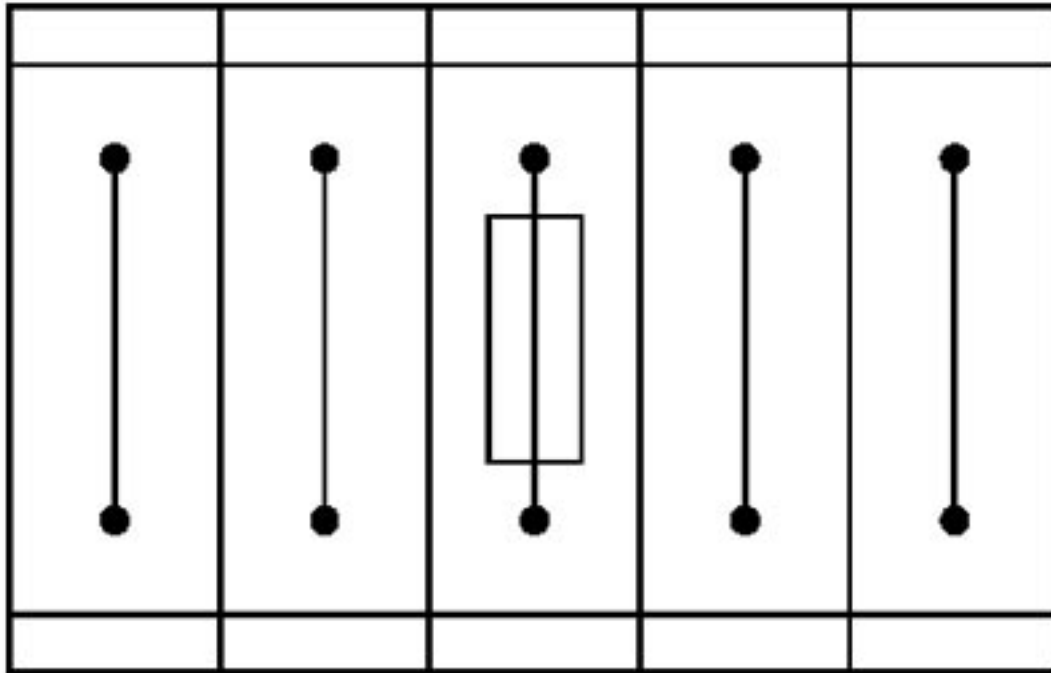
Application drawing



Fuse terminal blocks in interconnected arrangement, block consisting of 5 fuse terminal blocks

Fuse modular terminal block - UT 6-HESILA 250 (6,3X32) - 3046430

Application drawing



Fuse terminal block in single arrangement,
block consisting of one fuse terminal block and 4 feed-through terminal blocks