

Feed-through terminal block - UT 10 GN - 3046333

Please be informed that the data shown in this PDF Document is generated from our Online Catalog. Please find the complete data in the user's documentation. Our General Terms of Use for Downloads are valid (<http://phoenixcontact.com/download>)



Feed-through terminal block, Connection method: Screw connection, Cross section: 0.5 mm² - 16 mm², AWG: 20 - 6, Width: 10.2 mm, Color: green, Mounting type: NS 35/7,5, NS 35/15



Key Commercial Data

Packing unit	1 pc
Minimum order quantity	50 pc
Weight per Piece (excluding packing)	17.6 g
Custom tariff number	85369010
Country of origin	Germany

Technical data

General

Number of levels	1
Number of connections	2
Nominal cross section	10 mm ²
Color	green
Insulating material	PA
Flammability rating according to UL 94	V0
Rated surge voltage	8 kV
Degree of pollution	3
Overvoltage category	III
Insulating material group	I
Connection in acc. with standard	IEC 60947-7-1
Maximum load current	76 A (with 16 mm ² conductor cross section)
Nominal current I _N	76 A

Feed-through terminal block - UT 10 GN - 3046333

Technical data

General

Nominal voltage U_N	1000 V
Open side panel	Yes

Dimensions

Width	10.2 mm
End cover width	2.2 mm
Length	47.7 mm
Height NS 35/7,5	47.5 mm
Height NS 35/15	55 mm

Connection data

Connection method	Screw connection
Connection in acc. with standard	IEC 60947-7-1
Note	Note: Product releases, connection cross sections and notes on connecting aluminum cables can be found in the download area.
Conductor cross section solid min.	0.5 mm ²
Conductor cross section solid max.	16 mm ²
Conductor cross section AWG min.	20
Conductor cross section AWG max.	6
Conductor cross section flexible min.	0.5 mm ²
Conductor cross section flexible max.	16 mm ²
Min. AWG conductor cross section, flexible	20
Max. AWG conductor cross section, flexible	6
Conductor cross section flexible, with ferrule without plastic sleeve min.	0.5 mm ²
Conductor cross section flexible, with ferrule without plastic sleeve max.	10 mm ²
Conductor cross section flexible, with ferrule with plastic sleeve min.	0.5 mm ²
Conductor cross section flexible, with ferrule with plastic sleeve max.	10 mm ²
2 conductors with same cross section, solid min.	0.5 mm ²
2 conductors with same cross section, solid max.	6 mm ²
2 conductors with same cross section, stranded min.	0.5 mm ²
2 conductors with same cross section, stranded max.	6 mm ²
2 conductors with same cross section, stranded, TWIN ferrules with plastic sleeve, min.	0.5 mm ²
2 conductors with same cross section, stranded, TWIN ferrules with plastic sleeve, max.	6 mm ²
2 conductors with same cross section, stranded, ferrules without plastic sleeve, min.	0.5 mm ²
2 conductors with same cross section, stranded, ferrules without plastic sleeve, max.	2.5 mm ²
Stripping length	10 mm

Feed-through terminal block - UT 10 GN - 3046333

Technical data

Connection data

Internal cylindrical gage	A6
Screw thread	M4
Tightening torque, min	1.5 Nm
Tightening torque max	1.8 Nm

Standards and Regulations

Connection in acc. with standard	CSA
	IEC 60947-7-1
Flammability rating according to UL 94	V0

Classifications

eCl@ss

eCl@ss 4.0	27141120
eCl@ss 4.1	27141120
eCl@ss 5.0	27141120
eCl@ss 5.1	27141120
eCl@ss 6.0	27141120
eCl@ss 7.0	27141120
eCl@ss 8.0	27141120
eCl@ss 9.0	27141120

ETIM

ETIM 2.0	EC000897
ETIM 3.0	EC000897
ETIM 4.0	EC000897
ETIM 5.0	EC000897

UNSPSC

UNSPSC 6.01	30211811
UNSPSC 7.0901	39121410
UNSPSC 11	39121410
UNSPSC 12.01	39121410
UNSPSC 13.2	39121410

Approvals

Approvals

Feed-through terminal block - UT 10 GN - 3046333

Approvals

Approvals


CSA / UL Recognized / VDE Gutachten mit Fertigungsüberwachung / cUL Recognized / IEC60730 CB Scheme / GL / DNV / EAC / RS / cULus Recognized


Ex Approvals


IECEX / ATEX / EAC Ex

Approvals submitted

Approval details


CSA 		
	B	C
mm ² /AWG/kcmil	20-6	20-6
Nominal current I _N	65 A	65 A
Nominal voltage U _N	600 V	600 V


UL Recognized 		
	B	C
mm ² /AWG/kcmil	20-6	20-6
Nominal current I _N	65 A	65 A
Nominal voltage U _N	600 V	600 V

VDE Gutachten mit Fertigungsüberwachung 	
mm ² /AWG/kcmil	0.5-10
Nominal voltage U _N	1000 V

Feed-through terminal block - UT 10 GN - 3046333

Approvals

cUL Recognized 		
	B	C
mm ² /AWG/kcmil	20-6	20-6
Nominal current I _N	65 A	65 A
Nominal voltage U _N	600 V	600 V


IECEE CB Scheme 	
mm ² /AWG/kcmil	0.5-10
Nominal voltage U _N	1000 V

GL

DNV

EAC

RS

cULus Recognized 
--