

Ground modular terminal block - UT 10-PE - 3044173

Please be informed that the data shown in this PDF Document is generated from our Online Catalog. Please find the complete data in the user's documentation. Our General Terms of Use for Downloads are valid (<http://phoenixcontact.com/download>)




Ground modular terminal block, connection method: Screw connection, number of connections: 2, cross section: 0.5 mm² - 16 mm², AWG: 20 - 6, width: 10.2 mm, height: 46.9 mm, color: green-yellow, mounting type: NS 35/7,5, NS 35/15

Why buy this product

- Tested for railway applications



Key Commercial Data

| | |
|--------------------------------------|---|
| Packing unit | 1 STK |
| GTIN |  4 017918 960452 |
| GTIN | 4017918960452 |
| Weight per Piece (excluding packing) | 29.560 g |
| Custom tariff number | 85369010 |
| Country of origin | Germany |

Technical data

General

| | |
|--|--------------------|
| Number of levels | 1 |
| Number of connections | 2 |
| Nominal cross section | 10 mm ² |
| Color | green-yellow |
| Insulating material | PA |
| Flammability rating according to UL 94 | V0 |
| Area of application | Railway industry |
| | Machine building |

Ground modular terminal block - UT 10-PE - 3044173

Technical data

General

| | |
|---|---|
| | Plant engineering |
| | Process industry |
| Rated surge voltage | 8 kV |
| Degree of pollution | 3 |
| Overvoltage category | III |
| Insulating material group | I |
| Open side panel | Yes |
| Oscillation, broadband noise test result | Test passed |
| Test specification, oscillation, broadband noise | DIN EN 50155 (VDE 0115-200):2008-03 |
| Test spectrum | Service life test category 1, class B, body mounted |
| Test frequency | $f_1 = 5 \text{ Hz}$ to $f_2 = 150 \text{ Hz}$ |
| ASD level | $1.857 \text{ (m/s}^2\text{)}^2\text{/Hz}$ |
| Acceleration | 0,8 g |
| Test duration per axis | 5 h |
| Test directions | X-, Y- and Z-axis |
| Shock test result | Test passed |
| Test specification, shock test | DIN EN 50155 (VDE 0115-200):2008-03 |
| Shock form | Half-sine |
| Acceleration | 5 g |
| Shock duration | 30 ms |
| Number of shocks per direction | 3 |
| Test directions | X-, Y- and Z-axis (pos. and neg.) |
| Relative insulation material temperature index (Elec., UL 746 B) | 130 °C |
| Temperature index of insulation material (DIN EN 60216-1 (VDE 0304-21)) | 125 °C |
| Static insulating material application in cold | -60 °C |
| Behavior in fire for rail vehicles (DIN 5510-2) | Test passed |
| Flame test method (DIN EN 60695-11-10) | V0 |
| Oxygen index (DIN EN ISO 4589-2) | >32 % |
| NF F16-101, NF F10-102 Class I | 2 |
| NF F16-101, NF F10-102 Class F | 2 |
| Surface flammability NFPA 130 (ASTM E 162) | passed |
| Specific optical density of smoke NFPA 130 (ASTM E 662) | passed |
| Smoke gas toxicity NFPA 130 (SMP 800C) | passed |
| Calorimetric heat release NFPA 130 (ASTM E 1354) | 27,5 MJ/kg |
| Fire protection for rail vehicles (DIN EN 45545-2) R22 | HL 1 - HL 3 |
| Fire protection for rail vehicles (DIN EN 45545-2) R23 | HL 1 - HL 3 |
| Fire protection for rail vehicles (DIN EN 45545-2) R24 | HL 1 - HL 3 |

Ground modular terminal block - UT 10-PE - 3044173

Technical data

General

| | |
|--|-------------|
| Fire protection for rail vehicles (DIN EN 45545-2) R26 | HL 1 - HL 3 |
|--|-------------|

Dimensions

| | |
|------------------|---------|
| Width | 10.2 mm |
| End cover width | 2.2 mm |
| Length | 47.7 mm |
| Height | 46.9 mm |
| Height NS 35/7,5 | 47.5 mm |
| Height NS 35/15 | 55 mm |

Connection data

| | |
|---|--|
| Note | Please observe the current carrying capacity of the DIN rails. |
| Connection method | Screw connection |
| Connection in acc. with standard | IEC 60947-7-2 |
| Note | Note: Product releases, connection cross sections and notes on connecting aluminum cables can be found in the download area. |
| Conductor cross section solid min. | 0.5 mm ² |
| Conductor cross section solid max. | 16 mm ² |
| Conductor cross section AWG min. | 20 |
| Conductor cross section AWG max. | 6 |
| Conductor cross section flexible min. | 0.5 mm ² |
| Conductor cross section flexible max. | 16 mm ² |
| Min. AWG conductor cross section, flexible | 20 |
| Max. AWG conductor cross section, flexible | 6 |
| Conductor cross section flexible, with ferrule without plastic sleeve min. | 0.5 mm ² |
| Conductor cross section flexible, with ferrule without plastic sleeve max. | 10 mm ² |
| Conductor cross section flexible, with ferrule with plastic sleeve min. | 0.5 mm ² |
| Conductor cross section flexible, with ferrule with plastic sleeve max. | 10 mm ² |
| 2 conductors with same cross section, solid min. | 0.5 mm ² |
| 2 conductors with same cross section, solid max. | 4 mm ² |
| 2 conductors with same cross section, stranded min. | 0.5 mm ² |
| 2 conductors with same cross section, stranded max. | 4 mm ² |
| 2 conductors with same cross section, stranded, TWIN ferrules with plastic sleeve, min. | 0.5 mm ² |
| 2 conductors with same cross section, stranded, TWIN ferrules with plastic sleeve, max. | 6 mm ² |
| 2 conductors with same cross section, stranded, ferrules without plastic sleeve, min. | 0.5 mm ² |
| 2 conductors with same cross section, stranded, ferrules without plastic sleeve, max. | 2.5 mm ² |

Ground modular terminal block - UT 10-PE - 3044173

Technical data

Connection data

| | |
|---------------------------------------|---------------------|
| Connection in acc. with standard | IEC/EN 60079-7 |
| Conductor cross section solid min. | 0.5 mm ² |
| Conductor cross section solid max. | 16 mm ² |
| Conductor cross section AWG min. | 20 |
| Conductor cross section AWG max. | 6 |
| Conductor cross section flexible min. | 0.5 mm ² |
| Conductor cross section flexible max. | 10 mm ² |
| Stripping length | 10 mm |
| Internal cylindrical gage | A6 |
| Screw thread | M4 |
| Tightening torque, min | 1.5 Nm |
| Tightening torque max | 1.8 Nm |

Standards and Regulations

| | |
|--|---|
| Connection in acc. with standard | CSA |
| | IEC 60947-7-2 |
| Flammability rating according to UL 94 | V0 |
| Fire protection for rail vehicles (DIN EN 45545-2) R22 | HL 1 - HL 3 HL 1 - HL 3 HL 1 - HL 3 HL 1 - HL 3 |
| Fire protection for rail vehicles (DIN EN 45545-2) R23 | HL 1 - HL 3 HL 1 - HL 3 HL 1 - HL 3 HL 1 - HL 3 |
| Fire protection for rail vehicles (DIN EN 45545-2) R24 | HL 1 - HL 3 HL 1 - HL 3 HL 1 - HL 3 HL 1 - HL 3 |
| Fire protection for rail vehicles (DIN EN 45545-2) R26 | HL 1 - HL 3 HL 1 - HL 3 HL 1 - HL 3 HL 1 - HL 3 |

Environmental Product Compliance

| | |
|------------|---|
| China RoHS | Environmentally Friendly Use Period = 50 |
| | For details about hazardous substances go to tab "Downloads", Category "Manufacturer's declaration" |

Drawings

Circuit diagram



Classifications

eCl@ss

| | |
|------------|----------|
| eCl@ss 4.0 | 27141118 |
| eCl@ss 4.1 | 27141118 |
| eCl@ss 5.0 | 27141118 |

Ground modular terminal block - UT 10-PE - 3044173

Classifications

eCl@ss

| | |
|------------|----------|
| eCl@ss 5.1 | 27141118 |
| eCl@ss 6.0 | 27141141 |
| eCl@ss 7.0 | 27141141 |
| eCl@ss 8.0 | 27141141 |
| eCl@ss 9.0 | 27141141 |

ETIM

| | |
|----------|----------|
| ETIM 2.0 | EC000901 |
| ETIM 3.0 | EC000901 |
| ETIM 4.0 | EC000901 |
| ETIM 5.0 | EC000901 |
| ETIM 6.0 | EC000901 |

UNSPSC

| | |
|---------------|----------|
| UNSPSC 6.01 | 30211811 |
| UNSPSC 7.0901 | 39121410 |
| UNSPSC 11 | 39121410 |
| UNSPSC 12.01 | 39121410 |
| UNSPSC 13.2 | 39121410 |

Approvals

Approvals

Approvals

CSA / UL Recognized / VDE Gutachten mit Fertigungsüberwachung / cUL Recognized / LR / IECEx CB Scheme / EAC / EAC / DNV GL / PRS / EAC / cULus Recognized

Ex Approvals


IECEx / ATEX / EAC Ex


Approval details


| | | | |
|----------------------------|---|---|-------|
| CSA |  | http://www.csagroup.org/services-industries/product-listing/ | 13631 |
| | B | C | |
| mm ² /AWG/kcmil | 20-6 | 20-6 | |

Ground modular terminal block - UT 10-PE - 3044173


Approvals

| | | | |
|----------------------------|---|---|--------------|
| UL Recognized |  | http://database.ul.com/cgi-bin/XYV/template/LISEXT/1FRAME/index.htm | FILE E 60425 |
| mm ² /AWG/kcmil | | 20-6 | |


| | | | |
|--|---|---|----------|
| VDE Gutachten mit Fertigungsüberwachung |  | http://www.vde.com/en/Institute/OnlineService/VDE-approved-products/Pages/Online-Search.aspx | 40013715 |
| mm ² /AWG/kcmil | | 0.5-10 | |

| | | | |
|----------------------------|---|---|--------------|
| cUL Recognized |  | http://database.ul.com/cgi-bin/XYV/template/LISEXT/1FRAME/index.htm | FILE E 60425 |
| mm ² /AWG/kcmil | | 20-6 | |

| | | | |
|----|---|---|----------|
| LR |  | http://www.lr.org/en | 05/20042 |
|----|---|---|----------|

| | | | |
|----------------------------|---|---|-----------|
| IECEE CB Scheme |  | http://www.iecee.org/ | DE1-50532 |
| mm ² /AWG/kcmil | | 0.5-10 | |

| | | |
|-----|---|---------------|
| EAC |  | EAC-Zulassung |
|-----|---|---------------|

| | | |
|-----|---|---------------------|
| EAC |  | 7500651.22.01.00246 |
|-----|---|---------------------|

| | | |
|--------|---|------------|
| DNV GL | http://exchange.dnv.com/tari/ | TAE00001S9 |
|--------|---|------------|

Ground modular terminal block - UT 10-PE - 3044173

Approvals

| | | | |
|-----|--|---|-------------------|
| PRS | | http://www.prs.pl/ | TE/2156/880590/17 |
|-----|--|---|-------------------|

| | | | |
|-----|--|--|--------------------------|
| EAC | | | RU C- DE.A*30.B.01742 |
|-----|--|--|--------------------------|

| | | | |
|------------------|--|---|--|
| cULus Recognized | | http://database.ul.com/cgi-bin/XYV/template/LISEXT/1FRAME/index.htm | |
|------------------|--|---|--|

Accessories

Accessories

DIN rail

DIN rail perforated - NS 35/ 7,5 PERF 2000MM - 0801733



DIN rail perforated, Standard profile, width: 35 mm, height: 7.5 mm, in acc. with EN 60715: 2001, material: Steel, galvanized, passivated with a thick layer, length: 2000 mm, color: silver

DIN rail, unperforated - NS 35/ 7,5 UNPERF 2000MM - 0801681



DIN rail, unperforated, Standard profile, width: 35 mm, height: 7.5 mm, in acc. with EN 60715: 2001, material: Steel, galvanized, passivated with a thick layer, length: 2000 mm, color: silver

DIN rail perforated - NS 35/ 7,5 WH PERF 2000MM - 1204119



DIN rail perforated, Standard profile, width: 35 mm, height: 7.5 mm, in acc. with EN 60715: 2001, material: Steel, Galvanized, white passivated, length: 2000 mm, color: white

Ground modular terminal block - UT 10-PE - 3044173

Accessories

DIN rail, unperforated - NS 35/ 7,5 WH UNPERF 2000MM - 1204122



DIN rail, unperforated, Standard profile, width: 35 mm, height: 7.5 mm, in acc. with EN 60715: 2001, material: Steel, Galvanized, white passivated, length: 2000 mm, color: white

DIN rail, unperforated - NS 35/ 7,5 AL UNPERF 2000MM - 0801704

DIN rail, unperforated, Standard profile, width: 35 mm, height: 7.5 mm, in acc. with EN 60715: 2001, material: Aluminum, uncoated, length: 2000 mm, color: silver

DIN rail perforated - NS 35/ 7,5 ZN PERF 2000MM - 1206421



DIN rail perforated, Standard profile, width: 35 mm, height: 7.5 mm, in acc. with EN 60715: 2001, material: Steel, galvanized, length: 2000 mm, color: silver

DIN rail, unperforated - NS 35/ 7,5 ZN UNPERF 2000MM - 1206434



DIN rail, unperforated, Standard profile, width: 35 mm, height: 7.5 mm, in acc. with EN 60715: 2001, material: Steel, galvanized, length: 2000 mm, color: silver

DIN rail, unperforated - NS 35/ 7,5 CU UNPERF 2000MM - 0801762



DIN rail, unperforated, Standard profile, width: 35 mm, height: 7.5 mm, in acc. with EN 60715: 2001, material: Copper, uncoated, length: 2000 mm, color: copper-colored

Ground modular terminal block - UT 10-PE - 3044173

Accessories

End cap - NS 35/ 7,5 CAP - 1206560

DIN rail end piece, for DIN rail NS 35/7.5



DIN rail perforated - NS 35/15 PERF 2000MM - 1201730



DIN rail perforated, Standard profile, width: 35 mm, height: 15 mm, similar to EN 60715: 2001, material: Steel, galvanized, passivated with a thick layer, length: 2000 mm, color: silver

DIN rail, unperforated - NS 35/15 UNPERF 2000MM - 1201714



DIN rail, unperforated, Standard profile, width: 35 mm, height: 15 mm, similar to EN 60715: 2001, material: Steel, galvanized, passivated with a thick layer, length: 2000 mm, color: silver

DIN rail perforated - NS 35/15 WH PERF 2000MM - 0806602



DIN rail perforated, Standard profile, width: 35 mm, height: 15 mm, similar to EN 60715: 2001, material: Steel, Galvanized, white passivated, length: 2000 mm, color: white

DIN rail, unperforated - NS 35/15 WH UNPERF 2000MM - 1204135



DIN rail, unperforated, Standard profile, width: 35 mm, height: 15 mm, similar to EN 60715: 2001, material: Steel, Galvanized, white passivated, length: 2000 mm, color: white

Ground modular terminal block - UT 10-PE - 3044173

Accessories

DIN rail, unperforated - NS 35/15 AL UNPERF 2000MM - 1201756



DIN rail, unperforated, Standard profile, width: 35 mm, height: 15 mm, similar to EN 60715: 2001, material: Aluminum, uncoated, length: 2000 mm, color: silver

DIN rail perforated - NS 35/15 ZN PERF 2000MM - 1206599



DIN rail perforated, Standard profile, width: 35 mm, height: 15 mm, similar to EN 60715: 2001, material: Steel, galvanized, length: 2000 mm, color: silver

DIN rail, unperforated - NS 35/15 ZN UNPERF 2000MM - 1206586



DIN rail, unperforated, Standard profile, width: 35 mm, height: 15 mm, similar to EN 60715: 2001, material: Steel, galvanized, length: 2000 mm, color: silver

DIN rail, unperforated - NS 35/15 CU UNPERF 2000MM - 1201895



DIN rail, unperforated, Standard profile, width: 35 mm, height: 15 mm, similar to EN 60715: 2001, material: Copper, uncoated, length: 2000 mm, color: copper-colored

End cap - NS 35/15 CAP - 1206573



DIN rail end piece, for DIN rail NS 35/15

Ground modular terminal block - UT 10-PE - 3044173

Accessories

DIN rail, unperforated - NS 35/15-2,3 UNPERF 2000MM - 1201798



DIN rail, unperforated, Standard profile 2.3 mm, width: 35 mm, height: 15 mm, in acc. with EN 60715: 2001, material: Steel, galvanized, passivated with a thick layer, length: 2000 mm, color: silver

End block

End clamp - E/AL-NS 35 - 1201662



End clamp, for end support of UKH 50 to UKH 240, is pushed onto DIN rail NS 35 and fixed with 2 screws, width: 10 mm, color: aluminum

End cover

End cover - D-UT 2,5/10 - 3047028



End cover, length: 47 mm, width: 2.2 mm, height: 39.8 mm, color: gray

Jumper

Plug-in bridge - FBS 2-10 - 3005947



Plug-in bridge, pitch: 10.2 mm, number of positions: 2, color: red

Ground modular terminal block - UT 10-PE - 3044173

Accessories

Plug-in bridge - FBS 5-10 - 3005948



Plug-in bridge, pitch: 10.2 mm, number of positions: 5, color: red

Plug-in bridge - FBS 5-10 BU - 1040620



Plug-in bridge, pitch: 10.2 mm, number of positions: 5, color: blue

Labeled terminal marker

Zack marker strip - ZB 10 CUS - 0824941



Zack marker strip, can be ordered: Strip, white, labeled according to customer specifications, mounting type: snap into tall marker groove, for terminal block width: 10.2 mm, lettering field size: 10.15 x 10.5 mm

Zack marker strip - ZB10,LGS:FORTL.ZAHLEN - 1053014



Zack marker strip, Strip, white, labeled, can be labeled with: CMS-P1-PLOTTER, printed horizontally: consecutive numbers 1 - 10, 11 - 20, etc. up to 991 - 1000, mounting type: snap into tall marker groove, for terminal block width: 10.2 mm, lettering field size: 10.15 x 10.5 mm

Zack marker strip - ZB10,QR:FORTL.ZAHLEN - 1053027



Zack marker strip, Strip, white, labeled, can be labeled with: CMS-P1-PLOTTER, Printed vertically: consecutive numbers 1 - 10, 11 - 20, etc. up to 991 - 1000, mounting type: snap into tall marker groove, for terminal block width: 10.2 mm, lettering field size: 10.15 x 10.5 mm

Ground modular terminal block - UT 10-PE - 3044173

Accessories

Zack marker strip - ZB10,LGS:GLEICHE ZAHLEN - 1053030



Zack marker strip, Strip, white, labeled, can be labeled with: CMS-P1-PLOTTER, printed horizontally: Identical numbers 1 or 2, etc. up to 100, mounting type: snap into tall marker groove, for terminal block width: 10.2 mm, lettering field size: 10.15 x 10.5 mm

Marker for terminal blocks - ZB10,LGS:L1-N,PE - 1053412



Marker for terminal blocks, Strip, white, labeled, can be labeled with: CMS-P1-PLOTTER, Horizontal: L1, L2, L3, N, PE, L1, L2, L3, N, PE, mounting type: snap into tall marker groove, for terminal block width: 10.2 mm, lettering field size: 10.15 x 10.5 mm

Marker for terminal blocks - ZB10,LGS:U-N - 1053438



Marker for terminal blocks, Strip, white, labeled, can be labeled with: CMS-P1-PLOTTER, Horizontal: U, V, W, N, GND, U, V, W, N, GND, mounting type: snap into tall marker groove, for terminal block width: 10.2 mm, lettering field size: 10.15 x 10.5 mm

Marker for terminal blocks - UC-TM 10 CUS - 0824605



Marker for terminal blocks, can be ordered: by sheet, white, labeled according to customer specifications, mounting type: snap into tall marker groove, for terminal block width: 10.2 mm, lettering field size: 9.6 x 10.5 mm

Marker for terminal blocks - UCT-TM 10 CUS - 0829623



Marker for terminal blocks, can be ordered: by sheet, white, labeled according to customer specifications, mounting type: snap into tall marker groove, for terminal block width: 10.2 mm, lettering field size: 8.9 x 9.6 mm

Ground modular terminal block - UT 10-PE - 3044173

Accessories

Marker for terminal blocks - TMT 10 R CUS - 0824500



Marker for terminal blocks, can be ordered: by line, white, labeled according to customer specifications, mounting type: snap into universal marker groove, snap into flat marker groove, for terminal block width: 10.2 mm, lettering field size: 6.35 x 10.15 mm

Marker pen

Marker pen - X-PEN 0,35 - 0811228



Marker pen without ink cartridge, for manual labeling of markers, labeling extremely wipe-proof, line thickness 0.35 mm

Partition plate

Partition plate - ATP-UT - 3047167



Partition plate, length: 50 mm, width: 2.2 mm, height: 48 mm, color: gray

Reducing bridge

Reducing bridge - RB UT 10-(2,5/4) - 3047060



Reducing bridge, pitch: 10.2 mm, length: 29.3 mm, width: 15.1 mm, number of positions: 2, color: red

Ground modular terminal block - UT 10-PE - 3044173

Accessories

Reducing bridge - RB UT 10-ST(2,5/4) - 3047086



Reducing bridge, pitch: 10.2 mm, length: 33.4 mm, width: 15.1 mm, number of positions: 2, color: red

Screwdriver tools

Screwdriver - SZS 1,0X4,0 VDE - 1205066



Screwdriver, slot-headed, VDE insulated, size: 1.0 x 4.0 x 100 mm, 2-component grip, with non-slip grip

Terminal marking

Zack marker strip - ZB 10:UNBEDRUCKT - 1053001



Zack marker strip, Strip, white, unlabeled, can be labeled with: CMS-P1-PLOTTER, PLOTMARK, mounting type: snap into tall marker groove, for terminal block width: 10.2 mm, lettering field size: 10.5 x 10.15 mm

Marker for terminal blocks - UC-TM 10 - 0818069



Marker for terminal blocks, Sheet, white, unlabeled, can be labeled with: BLUEMARK CLED, BLUEMARK LED, CMS-P1-PLOTTER, PLOTMARK, mounting type: snap into tall marker groove, for terminal block width: 10.2 mm, lettering field size: 9.6 x 10.5 mm

Marker for terminal blocks - UCT-TM 10 - 0829142



Marker for terminal blocks, Sheet, white, unlabeled, can be labeled with: THERMOMARK PRIME, THERMOMARK CARD, BLUEMARK CLED, BLUEMARK LED, TOPMARK LASER, mounting type: snap into tall marker groove, for terminal block width: 10.2 mm, lettering field size: 8.9 x 9.6 mm

Ground modular terminal block - UT 10-PE - 3044173

Accessories

Marker for terminal blocks - TMT 10 R - 0816210



Marker for terminal blocks, Roll, white, unlabeled, can be labeled with: THERMOMARK ROLL, THERMOMARK ROLL X1, THERMOMARK ROLLMASTER 300/600, THERMOMARK X1.2, THERMOMARK S1.1, perforated, mounting type: snap into universal marker groove, snap into flat marker groove, for terminal block width: 10.2 mm, lettering field size: 6.35 x 10.15 mm

Warning label printed

Warning label - WS UT 10 - 3047361

Warning sign for UT terminal blocks

