

Ground modular terminal block - UT 6-PE - 3044157

Please be informed that the data shown in this PDF Document is generated from our Online Catalog. Please find the complete data in the user's documentation. Our General Terms of Use for Downloads are valid (<http://phoenixcontact.com/download>)




Ground modular terminal block, connection method: Screw connection, number of connections: 2, cross section: 0.2 mm² - 10 mm², AWG: 24 - 8, width: 8.2 mm, height: 46.9 mm, color: green-yellow, mounting type: NS 35/7,5, NS 35/15

Your advantages

- ✓ The large wiring space enables the connection of solid and stranded conductors without ferrules, even above the nominal cross section
- ✓ As well as saving space, the compact design enables user-friendly wiring in a small amount of space
- ✓ Optimum screwdriver guidance through closed screw shafts
- ✓ Tested for railway applications
- ✓ The cable entry funnel enables the use of conductors with ferrules and plastic collars within the nominal cross section



Key Commercial Data

Packing unit	1 pc
GTIN	 4 017918 960414
GTIN	4017918960414
Weight per Piece (excluding packing)	22.740 g
Custom tariff number	85369010
Country of origin	Germany

Technical data

General

Number of levels	1
Number of connections	2
Nominal cross section	6 mm ²
Color	green-yellow
Insulating material	PA

Ground modular terminal block - UT 6-PE - 3044157

Technical data

General

Flammability rating according to UL 94	V0
Area of application	Railway industry
	Machine building
	Plant engineering
	Process industry
Rated surge voltage	8 kV
Degree of pollution	3
Overvoltage category	III
Insulating material group	I
Designation	Level 1 above 1 below 1
Open side panel	Yes
Oscillation, broadband noise test result	Test passed
Test specification, oscillation, broadband noise	DIN EN 50155 (VDE 0115-200):2008-03
Test spectrum	Service life test category 1, class B, body mounted
Test frequency	$f_1 = 5 \text{ Hz}$ to $f_2 = 150 \text{ Hz}$
ASD level	$1.857 \text{ (m/s}^2\text{)}^2\text{/Hz}$
Acceleration	0,8 g
Test duration per axis	5 h
Test directions	X-, Y- and Z-axis
Shock test result	Test passed
Test specification, shock test	DIN EN 50155 (VDE 0115-200):2008-03
Shock form	Half-sine
Acceleration	5g
Shock duration	30 ms
Number of shocks per direction	3
Test directions	X-, Y- and Z-axis (pos. and neg.)
Relative insulation material temperature index (Elec., UL 746 B)	130 °C
Temperature index of insulation material (DIN EN 60216-1 (VDE 0304-21))	125 °C
Static insulating material application in cold	-60 °C
Behavior in fire for rail vehicles (DIN 5510-2)	Test passed
Flame test method (DIN EN 60695-11-10)	V0
Oxygen index (DIN EN ISO 4589-2)	>32 %
NF F16-101, NF F10-102 Class I	2
NF F16-101, NF F10-102 Class F	2
Surface flammability NFPA 130 (ASTM E 162)	passed
Specific optical density of smoke NFPA 130 (ASTM E 662)	passed
Smoke gas toxicity NFPA 130 (SMP 800C)	passed

Ground modular terminal block - UT 6-PE - 3044157

Technical data

General

Calorimetric heat release NFPA 130 (ASTM E 1354)	27,5 MJ/kg
Fire protection for rail vehicles (DIN EN 45545-2) R22	HL 1 - HL 3
Fire protection for rail vehicles (DIN EN 45545-2) R23	HL 1 - HL 3
Fire protection for rail vehicles (DIN EN 45545-2) R24	HL 1 - HL 3
Fire protection for rail vehicles (DIN EN 45545-2) R26	HL 1 - HL 3

Dimensions

Width	8.2 mm
End cover width	2.2 mm
Length	47.7 mm
Height	46.9 mm
Height NS 35/7,5	47.5 mm
Height NS 35/15	55 mm

Connection data

Note	Please observe the current carrying capacity of the DIN rails.
Connection method	Screw connection
Screw thread	M4
Stripping length	10 mm
Tightening torque, min	1.5 Nm
Tightening torque max	1.8 Nm
Connection in acc. with standard	IEC 60947-7-2
Note	Note: Product releases, connection cross sections and notes on connecting aluminum cables can be found in the download area.
Conductor cross section solid min.	0.2 mm ²
Conductor cross section solid max.	10 mm ²
Conductor cross section AWG min.	24
Conductor cross section AWG max.	8
Conductor cross section flexible min.	0.2 mm ²
Conductor cross section flexible max.	10 mm ²
Min. AWG conductor cross section, flexible	24
Max. AWG conductor cross section, flexible	8
Conductor cross section flexible, with ferrule without plastic sleeve min.	0.25 mm ²
Conductor cross section flexible, with ferrule without plastic sleeve max.	6 mm ²
Conductor cross section flexible, with ferrule with plastic sleeve min.	0.25 mm ²
Conductor cross section flexible, with ferrule with plastic sleeve max.	6 mm ²
2 conductors with same cross section, solid min.	0.2 mm ²
2 conductors with same cross section, solid max.	2.5 mm ²
2 conductors with same cross section, stranded min.	0.2 mm ²

Ground modular terminal block - UT 6-PE - 3044157

Technical data

Connection data

2 conductors with same cross section, stranded max.	2.5 mm ²
2 conductors with same cross section, stranded, TWIN ferrules with plastic sleeve, min.	0.5 mm ²
2 conductors with same cross section, stranded, TWIN ferrules with plastic sleeve, max.	4 mm ²
2 conductors with same cross section, stranded, ferrules without plastic sleeve, min.	0.25 mm ²
2 conductors with same cross section, stranded, ferrules without plastic sleeve, max.	1.5 mm ²
Connection in acc. with standard	IEC/EN 60079-7
Conductor cross section solid min.	0.2 mm ²
Conductor cross section solid max.	10 mm ²
Conductor cross section AWG min.	24
Conductor cross section AWG max.	8
Conductor cross section flexible min.	0.2 mm ²
Conductor cross section flexible max.	6 mm ²
Internal cylindrical gage	A5

Standards and Regulations

Connection in acc. with standard	CSA
	IEC 60947-7-2
Flammability rating according to UL 94	V0
Fire protection for rail vehicles (DIN EN 45545-2) R22	HL 1 - HL 3
Fire protection for rail vehicles (DIN EN 45545-2) R23	HL 1 - HL 3
Fire protection for rail vehicles (DIN EN 45545-2) R24	HL 1 - HL 3
Fire protection for rail vehicles (DIN EN 45545-2) R26	HL 1 - HL 3

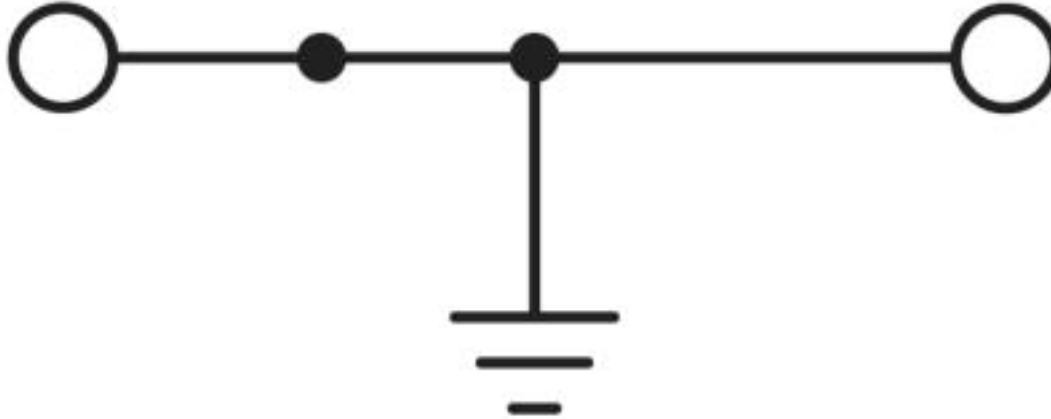
Environmental Product Compliance

	Lead 7439-92-1
China RoHS	Environmentally Friendly Use Period = 50
	For details about hazardous substances go to tab "Downloads", Category "Manufacturer's declaration"

Drawings

Ground modular terminal block - UT 6-PE - 3044157

Circuit diagram



Classifications

eCl@ss

eCl@ss 4.0	27141100
eCl@ss 4.1	27141100
eCl@ss 5.0	27141100
eCl@ss 5.1	27141100
eCl@ss 6.0	27141100
eCl@ss 7.0	27141141
eCl@ss 8.0	27141141
eCl@ss 9.0	27141141

ETIM

ETIM 2.0	EC000901
ETIM 3.0	EC000901
ETIM 4.0	EC000901
ETIM 5.0	EC000901
ETIM 6.0	EC000901
ETIM 7.0	EC000901

UNSPSC

UNSPSC 6.01	30211811
UNSPSC 7.0901	39121410
UNSPSC 11	39121410
UNSPSC 12.01	39121410
UNSPSC 13.2	39121410

Ground modular terminal block - UT 6-PE - 3044157

Approvals

Approvals

Approvals

DNV GL / CSA / PRS / LR / UL Recognized / cUL Recognized / IECEx CB Scheme / VDE Gutachten mit Fertigungsüberwachung / EAC / cULus Recognized

Ex Approvals


IECEx / ATEX / UL Recognized / cUL Recognized / EAC Ex / cULus Recognized


Approval details

DNV GL		https://approvalfinder.dnvgl.com/	TAE00001S9
--------	---	---	------------

CSA		http://www.csagroup.org/services-industries/product-listing/	13631
	B	C	
mm ² /AWG/kcmil	24-8	24-8	

PRS		http://www.prs.pl/	TE/2156/880590/17
-----	---	---	-------------------

LR		http://www.lr.org/en	05/20042
----	---	---	----------

UL Recognized		http://database.ul.com/cgi-bin/XYV/template/LISEXT/1FRAME/index.htm	FILE E 60425
	B	C	D
mm ² /AWG/kcmil	24-8	24-8	24-8

Ground modular terminal block - UT 6-PE - 3044157

Approvals

cUL Recognized		http://database.ul.com/cgi-bin/XYV/template/LISEXT/1FRAME/index.htm	FILE E 60425
	B	C	D
mm ² /AWG/kcmil	24-8	24-8	24-8

IECEE CB Scheme		http://www.iecee.org/	DE1-60898
mm ² /AWG/kcmil	0.2-6		

VDE Gutachten mit Fertigungsüberwachung		http://www2.vde.com/de/Institut/Online-Service/VDE-gepruefteProdukte/Seiten/Online-Suche.aspx	40013715
mm ² /AWG/kcmil	0.2-6		

EAC		RU C-DE.A*30.B.01742
-----	--	----------------------

cULus Recognized	
------------------	--

Accessories

Accessories

DIN rail

DIN rail perforated - NS 35/ 7,5 PERF 2000MM - 0801733



DIN rail perforated, Standard profile, width: 35 mm, height: 7.5 mm, acc. to EN 60715, material: Steel, galvanized, passivated with a thick layer, length: 2000 mm, color: silver

Ground modular terminal block - UT 6-PE - 3044157

Accessories

DIN rail, unperforated - NS 35/ 7,5 UNPERF 2000MM - 0801681



DIN rail, unperforated, Standard profile, width: 35 mm, height: 7.5 mm, acc. to EN 60715, material: Steel, galvanized, passivated with a thick layer, length: 2000 mm, color: silver

DIN rail perforated - NS 35/ 7,5 WH PERF 2000MM - 1204119



DIN rail perforated, Standard profile, width: 35 mm, height: 7.5 mm, acc. to EN 60715, material: Steel, Galvanized, white passivated, length: 2000 mm, color: silver

DIN rail, unperforated - NS 35/ 7,5 WH UNPERF 2000MM - 1204122



DIN rail, unperforated, Standard profile, width: 35 mm, height: 7.5 mm, acc. to EN 60715, material: Steel, Galvanized, white passivated, length: 2000 mm, color: silver

DIN rail, unperforated - NS 35/ 7,5 AL UNPERF 2000MM - 0801704



DIN rail, unperforated, Standard profile, width: 35 mm, height: 7.5 mm, acc. to EN 60715, material: Aluminum, uncoated, length: 2000 mm, color: silver

DIN rail perforated - NS 35/ 7,5 ZN PERF 2000MM - 1206421



DIN rail perforated, Standard profile, width: 35 mm, height: 7.5 mm, acc. to EN 60715, material: Steel, galvanized, length: 2000 mm, color: silver

Ground modular terminal block - UT 6-PE - 3044157

Accessories

DIN rail, unperforated - NS 35/ 7,5 ZN UNPERF 2000MM - 1206434



DIN rail, unperforated, Standard profile, width: 35 mm, height: 7.5 mm, acc. to EN 60715, material: Steel, galvanized, length: 2000 mm, color: silver

DIN rail, unperforated - NS 35/ 7,5 CU UNPERF 2000MM - 0801762



DIN rail, unperforated, Standard profile, width: 35 mm, height: 7.5 mm, acc. to EN 60715, material: Copper, uncoated, length: 2000 mm, color: copper-colored

End cap - NS 35/ 7,5 CAP - 1206560



DIN rail end piece, for DIN rail NS 35/7.5

DIN rail perforated - NS 35/15 PERF 2000MM - 1201730



DIN rail perforated, Standard profile, width: 35 mm, height: 15 mm, similar to EN 60715, material: Steel, galvanized, passivated with a thick layer, length: 2000 mm, color: silver

DIN rail, unperforated - NS 35/15 UNPERF 2000MM - 1201714



DIN rail, unperforated, Standard profile, width: 35 mm, height: 15 mm, similar to EN 60715, material: Steel, galvanized, passivated with a thick layer, length: 2000 mm, color: silver

Ground modular terminal block - UT 6-PE - 3044157

Accessories

DIN rail perforated - NS 35/15 WH PERF 2000MM - 0806602



DIN rail perforated, Standard profile, width: 35 mm, height: 15 mm, similar to EN 60715, material: Steel, Galvanized, white passivated, length: 2000 mm, color: silver

DIN rail, unperforated - NS 35/15 WH UNPERF 2000MM - 1204135



DIN rail, unperforated, Standard profile, width: 35 mm, height: 15 mm, similar to EN 60715, material: Steel, Galvanized, white passivated, length: 2000 mm, color: silver

DIN rail, unperforated - NS 35/15 AL UNPERF 2000MM - 1201756



DIN rail, unperforated, Standard profile, width: 35 mm, height: 15 mm, similar to EN 60715, material: Aluminum, uncoated, length: 2000 mm, color: silver

DIN rail perforated - NS 35/15 ZN PERF 2000MM - 1206599



DIN rail perforated, Standard profile, width: 35 mm, height: 15 mm, similar to EN 60715, material: Steel, galvanized, length: 2000 mm, color: silver

DIN rail, unperforated - NS 35/15 ZN UNPERF 2000MM - 1206586



DIN rail, unperforated, Standard profile, width: 35 mm, height: 15 mm, similar to EN 60715, material: Steel, galvanized, length: 2000 mm, color: silver

Ground modular terminal block - UT 6-PE - 3044157

Accessories

DIN rail, unperforated - NS 35/15 CU UNPERF 2000MM - 1201895



DIN rail, unperforated, Standard profile, width: 35 mm, height: 15 mm, similar to EN 60715, material: Copper, uncoated, length: 2000 mm, color: copper-colored

End cap - NS 35/15 CAP - 1206573



DIN rail end piece, for DIN rail NS 35/15

DIN rail, unperforated - NS 35/15-2,3 UNPERF 2000MM - 1201798



DIN rail, unperforated, Standard profile 2.3 mm, width: 35 mm, height: 15 mm, acc. to EN 60715, material: Steel, galvanized, passivated with a thick layer, length: 2000 mm, color: silver

End block

End clamp - CLIPFIX 35 - 3022218



Quick mounting end clamp for NS 35/7,5 DIN rail or NS 35/15 DIN rail, with marking option, width: 9.5 mm, color: gray

End clamp - CLIPFIX 35-5 - 3022276



Quick mounting end clamp for NS 35/7,5 DIN rail or NS 35/15 DIN rail, with marking option, with parking option for FBS...5, FBS...6, KSS 5, KSS 6, width: 5.15 mm, color: gray

Ground modular terminal block - UT 6-PE - 3044157

Accessories

End clamp - E/NS 35 N - 0800886



End clamp, width: 9.5 mm, color: gray

End cover

End cover - D-UT 2,5/10 - 3047028



End cover, length: 47 mm, width: 2.2 mm, height: 39.8 mm, color: gray

Jumper

Plug-in bridge - FBS 2-8 - 3030284



Plug-in bridge, pitch: 8.2 mm, width: 14.7 mm, number of positions: 2, color: red

Plug-in bridge - FBS 3-8 - 3030297



Plug-in bridge, pitch: 8.2 mm, width: 22.9 mm, number of positions: 3, color: red

Plug-in bridge - FBS 5-8 - 3030310



Plug-in bridge, pitch: 8.2 mm, width: 39.3 mm, number of positions: 5, color: red

Ground modular terminal block - UT 6-PE - 3044157

Accessories

Plug-in bridge - FBS 6-8 - 3032470



Plug-in bridge, pitch: 8.2 mm, width: 47.5 mm, number of positions: 6, color: red

Plug-in bridge - FBS 10-8 - 3030323



Plug-in bridge, pitch: 8.2 mm, width: 80.3 mm, number of positions: 10, color: red

Plug-in bridge - FBSR 2-8 - 3033808



Plug-in bridge, pitch: 8.2 mm, width: 14.8 mm, number of positions: 2, color: red

Plug-in bridge - FBSR 3-8 - 3001597



Plug-in bridge, pitch: 8.2 mm, width: 22.9 mm, number of positions: 3, color: red

Plug-in bridge - FBSR 4-8 - 3000585



Plug-in bridge, pitch: 8.2 mm, width: 31.1 mm, number of positions: 4, color: red

Ground modular terminal block - UT 6-PE - 3044157

Accessories

Plug-in bridge - FBSR 5-8 - 3033809



Plug-in bridge, pitch: 8.2 mm, width: 39.3 mm, number of positions: 5, color: red

Plug-in bridge - FBSR 10-8 - 3001599



Plug-in bridge, pitch: 8.2 mm, width: 80.3 mm, number of positions: 10, color: red

Plug-in bridge - FBS 2-8 CT - 3033830



Plug-in bridge, pitch: 8.2 mm, width: 14.7 mm, number of positions: 2, color: orange

Plug-in bridge - FBS 3-8 CT - 3033831



Plug-in bridge, pitch: 8.2 mm, width: 22.9 mm, number of positions: 3, color: orange

Plug-in bridge - FBS 4-8 CT - 3033832



Plug-in bridge, pitch: 8.2 mm, width: 31.1 mm, number of positions: 4, color: orange

Ground modular terminal block - UT 6-PE - 3044157

Accessories

Plug-in bridge - FBS 10-8 CT - 3033833



Plug-in bridge, pitch: 8.2 mm, width: 80.3 mm, number of positions: 10, color: orange

Plug-in bridge - FBS 2-8 BU - 3032567



Plug-in bridge, pitch: 8.2 mm, width: 14.7 mm, number of positions: 2, color: blue

Plug-in bridge - FBS 3-8 BU - 3032570



Plug-in bridge, pitch: 8.2 mm, width: 22.9 mm, number of positions: 3, color: blue

Plug-in bridge - FBS 4-8 BU - 3032583



Plug-in bridge, pitch: 8.2 mm, width: 31.1 mm, number of positions: 4, color: blue

Plug-in bridge - FBS 5-8 BU - 3032596



Plug-in bridge, pitch: 8.2 mm, width: 39.3 mm, number of positions: 5, color: blue

Ground modular terminal block - UT 6-PE - 3044157

Accessories

Plug-in bridge - FBS 6-8 BU - 3032677



Plug-in bridge, pitch: 8.2 mm, width: 47.5 mm, number of positions: 6, color: blue

Plug-in bridge - FBS 10-8 BU - 3032606



Plug-in bridge, pitch: 8.2 mm, width: 80.3 mm, number of positions: 10, color: blue

Labeled terminal marker

Zack marker strip - ZB 8 CUS - 0825011



Zack marker strip, can be ordered: Strip, white, labeled according to customer specifications, mounting type: snap into tall marker groove, for terminal block width: 8.2 mm, lettering field size: 10.5 x 8.15 mm, Number of individual labels: 10

Marker for terminal blocks - UC-TM 8 CUS - 0824597



Marker for terminal blocks, can be ordered: by sheet, white, labeled according to customer specifications, mounting type: snap into tall marker groove, for terminal block width: 8.2 mm, lettering field size: 7.6 x 10.5 mm, Number of individual labels: 56

Marker for terminal blocks - UCT-TM 8 CUS - 0829616



Marker for terminal blocks, can be ordered: by sheet, white, labeled according to customer specifications, mounting type: snap into tall marker groove, for terminal block width: 8.2 mm, lettering field size: 7.6 x 10.5 mm, Number of individual labels: 42

Ground modular terminal block - UT 6-PE - 3044157

Accessories

Zack marker strip - ZB 8,LGS:FORTL.ZAHLEN - 1052015



Zack marker strip, Strip, white, labeled, can be labeled with: CMS-P1-PLOTTER, printed horizontally: consecutive numbers 1 ... 10, 11 ... 20, etc. up to 491 ... 500, mounting type: snap into tall marker groove, for terminal block width: 8.2 mm, lettering field size: 10.5 x 8.15 mm, Number of individual labels: 10

Zack marker strip - ZB 8,QR:FORTL.ZAHLEN - 1052028



Zack marker strip, Strip, white, labeled, can be labeled with: CMS-P1-PLOTTER, Printed vertically: consecutive numbers 1 ... 10, 11 ... 20, etc. up to 91 ... 100, mounting type: snap into tall marker groove, for terminal block width: 8.2 mm, lettering field size: 10.5 x 8.15 mm, Number of individual labels: 10

Marker for terminal blocks - ZB 8,LGS:L1-N,PE - 1052413



Marker for terminal blocks, Strip, white, labeled, can be labeled with: CMS-P1-PLOTTER, Horizontal: L1, L2, L3, N, PE, L1, L2, L3, N, PE, mounting type: snap into tall marker groove, for terminal block width: 8.2 mm, lettering field size: 10.5 x 8.15 mm, Number of individual labels: 10

Marker pen

Marker pen - X-PEN 0,35 - 0811228



Marker pen without ink cartridge, for manual labeling of markers, labeling extremely wipe-proof, line thickness 0.35 mm

Partition plate

Partition plate - ATP-UT - 3047167



Partition plate, length: 53.4 mm, width: 2.2 mm, height: 45.7 mm, color: gray

Ground modular terminal block - UT 6-PE - 3044157

Accessories

Spacer plate - DP PS-8 - 3036741



Spacer plate, length: 22.4 mm, width: 8.2 mm, height: 29 mm, number of positions: 1, color: red

Planning and marking software

Software - CLIP-PROJECT ADVANCED - 5146040



Multilingual software for convenient configuration of Phoenix Contact products on standard DIN rails.

Software - CLIP-PROJECT PROFESSIONAL - 5146053



Multilingual software for terminal strip configuration. A marking module enables the professional marking of markers and labels for identifying terminal blocks, conductors and cables, and devices.

Reducing bridge

Reducing bridge - RB UT 6-ST(2,5/4) - 3047264



Reducing bridge, pitch: 9.5 mm, length: 33.4 mm, width: 14.5 mm, number of positions: 2, color: red

Ground modular terminal block - UT 6-PE - 3044157

Accessories

Reducing bridge - RB UT 6-(2,5/4) - 3047251



Reducing bridge, pitch: 9.5 mm, length: 24.6 mm, width: 14.5 mm, number of positions: 2, color: red

Screwdriver tools

Screwdriver - SZS 1,0X4,0 VDE - 1205066



Screwdriver, slot-headed, VDE insulated, size: 1.0 x 4.0 x 100 mm, 2-component grip, with non-slip grip

Short-circuit connector

Short-circuit connector - FBSRH 2-8 - 3033802



Short-circuit connector, pitch: 8.2 mm, width: 14.7 mm, number of positions: 2, color: red

Short-circuit connector - FBSRH 3-8 - 3033803



Short-circuit connector, pitch: 8.2 mm, width: 22.9 mm, number of positions: 3, color: red

Short-circuit connector - FBSRH 4-8 - 3033804



Short-circuit connector, pitch: 8.2 mm, width: 31.1 mm, number of positions: 4, color: red

Ground modular terminal block - UT 6-PE - 3044157

Accessories

Switching jumper

Switching jumper - SB-MER 2-8 - 3000587



Switching jumper, pitch: 8.2 mm, length: 24.7 mm, width: 16.4 mm, number of positions: 2, color: gray/orange

Switching jumper - SB-MER 3-8 - 3000588



Switching jumper, pitch: 8.2 mm, length: 24.7 mm, width: 24.6 mm, number of positions: 3, color: gray/orange

Switching jumper - SB-MER 4-8 - 3000589



Switching jumper, pitch: 8.2 mm, length: 24.7 mm, width: 32.8 mm, number of positions: 4, color: gray/orange

Terminal marking

Zack marker strip - ZB 8:UNBEDRUCKT - 1052002



Zack marker strip, Strip, white, unlabeled, can be labeled with: CMS-P1-PLOTTER, PLOTMARK, mounting type: snap into tall marker groove, for terminal block width: 8.2 mm, lettering field size: 10.5 x 8.15 mm, Number of individual labels: 10

Ground modular terminal block - UT 6-PE - 3044157

Accessories

Marker for terminal blocks - UC-TM 8 - 0818072



Marker for terminal blocks. Sheet, white, unlabeled, can be labeled with: BLUEMARK ID COLOR, BLUEMARK ID, BLUEMARK CLED, PLOTMARK, CMS-P1-PLOTTER, mounting type: snap into tall marker groove, for terminal block width: 8.2 mm, lettering field size: 7.6 x 10.5 mm, Number of individual labels: 56

Marker for terminal blocks - UCT-TM 8 - 0828740



Marker for terminal blocks. Sheet, white, unlabeled, can be labeled with: TOPMARK NEO, TOPMARK LASER, BLUEMARK ID COLOR, BLUEMARK ID, BLUEMARK CLED, THERMOMARK PRIME, THERMOMARK CARD 2.0, THERMOMARK CARD, mounting type: snap into tall marker groove, for terminal block width: 8.2 mm, lettering field size: 7.6 x 10.5 mm, Number of individual labels: 42

Test plug terminal block

Test plugs - PS-8 - 3031005



Test plugs, color: red

Test plugs - PS-8/2,3MM RD - 3048564



Test plugs, color: red

Test socket

Test adapter - PAI-4 - 3030925



Test adapter, for 4 mm test plug and terminal blocks with 4.2 mm ... 8.2 mm pitch, color: gray

Ground modular terminal block - UT 6-PE - 3044157

Accessories

Test adapter - PAI-4-FIX BU - 3032729



Test adapter, for 4 mm test plug and terminal blocks with 8.2 mm pitch, color: blue

Test adapter - PAI-4-FIX OG - 3034455



4 mm test adapter, for terminal blocks with 8.2 mm pitch

Test adapter - PAI-4-FIX YE - 3032745



Test adapter, for 4 mm test plug and terminal blocks with 8.2 mm pitch, color: yellow

Test adapter - PAI-4-FIX RD - 3032732



Test adapter, for 4 mm test plug and terminal blocks with 8.2 mm pitch, color: red

Test adapter - PAI-4-FIX GN - 3032758



Test adapter, for 4 mm test plug and terminal blocks with 8.2 mm pitch, color: green

Ground modular terminal block - UT 6-PE - 3044157

Accessories

Test adapter - PAI-4-FIX BK - 3032774



Test adapter, for 4 mm test plug and terminal blocks with 8.2 mm pitch, color: black

Test adapter - PAI-4-FIX GY - 3032790



Test adapter, for 4 mm test plug and terminal blocks with 8.2 mm pitch, color: gray

Test adapter - PAI-4-FIX VT - 3032761



Test adapter, for 4 mm test plug and terminal blocks with 4.2 mm ... 8.2 mm pitch, color: violet

Test adapter - PAI-4-FIX BN - 3032787



Test adapter, for 4 mm test plug and terminal blocks with 8.2 mm pitch, color: brown

Test adapter - PAI-4-FIX WH - 3032797



4 mm test adapter, for terminal blocks with 8.2 mm pitch

Ground modular terminal block - UT 6-PE - 3044157

Accessories

Test adapter - PAIS-4-FIX GY - 3032791



Test adapter, for 4 mm test plug and terminal blocks with 5.2 mm, 6.2 mm, and 8.2 mm pitch, color: gray

Test adapter - PAIS-4-FIX BK - 3032792



Test adapter, for 4 mm test plug and terminal blocks with 5.2 mm, 6.2 mm, and 8.2 mm pitch, color: black

Test adapter - PAIS-4-FIX RD - 3032793



Test adapter, for 4 mm test plug and terminal blocks with 5.2 mm, 6.2 mm, and 8.2 mm pitch, color: red

Test adapter - PAIS-4-FIX BU - 3032798



Test adapter, for 4 mm test plug and terminal blocks with 5.2 mm, 6.2 mm, and 8.2 mm pitch, color: blue

Test adapter - PAIS-4-FIX YE - 3032799



Test adapter, for 4 mm test plug and terminal blocks with 5.2 mm, 6.2 mm, and 8.2 mm pitch, color: yellow

Ground modular terminal block - UT 6-PE - 3044157

Accessories

Test adapter - PAIS-4-FIX GN - 3032801



Test adapter, for 4 mm test plug and terminal blocks with 5.2 mm, 6.2 mm, and 8.2 mm pitch, color: green

Test adapter - PAIS-4-FIX VT - 3032802



Test adapter, for 4 mm test plug and terminal blocks with 5.2 mm, 6.2 mm, and 8.2 mm pitch, color: violet

Warning label printed

Warning label - WS UT 6 - 3047345



Warning sign for UT terminal blocks
