

Double-level terminal block - STTB 2,5/2P - 3040054

Please be informed that the data shown in this PDF Document is generated from our Online Catalog. Please find the complete data in the user's documentation. Our General Terms of Use for Downloads are valid (<http://phoenixcontact.com/download>)



Double-level terminal block, Cross section: 0.08 mm² - 4 mm², AWG: 28 - 12, Connection type: Spring-cage/plug-in connection, Width: 5.2 mm, Color: gray, Mounting type: NS 35/15, NS 35/7,5

Product Features

- Tested for railway applications
- Potential routing on two levels



Key Commercial Data

Packing unit	1 pc
Minimum order quantity	50 pc
Weight per Piece (excluding packing)	10.16 g
Custom tariff number	85369010
Country of origin	Poland

Technical data

General

Number of levels	2
Number of connections	4
Nominal cross section	2.5 mm ²
Color	gray
Insulating material	PA
Flammability rating according to UL 94	V0
Area of application	Railway industry
	Machine building
	Plant engineering
Rated surge voltage	6 kV
Degree of pollution	3

Double-level terminal block - STTB 2,5/2P - 3040054

Technical data

General

Overvoltage category	III
Insulating material group	I
Connection in acc. with standard	IEC 61984
Nominal current I_N	22 A
Maximum load current	22 A (with 4 mm ² conductor cross section)
Nominal voltage U_N	500 V
Open side panel	Yes
Insertion/withdrawal cycles mechanical	100
Result of surge voltage test	Test passed
Surge voltage test setpoint	7.3 kV
Result of power-frequency withstand voltage test	Test passed
Power frequency withstand voltage setpoint	3.31 kV
Result of tight fit on support	Test passed
Tight fit on carrier	NS 35
Setpoint	1 N
Short circuit stability result	Test passed
Conductor cross section short circuit testing	2.5 mm ²
Short-time current	0.3 kA
Result of thermal test	Test passed
Proof of thermal characteristics (needle flame) effective duration	30 s
Oscillation, broadband noise test result	Test passed
Test specification, oscillation, broadband noise	DIN EN 50155 (VDE 0115-200):2008-03
Test spectrum	Service life test category 1, class B, body mounted
Test frequency	$f_1 = 5 \text{ Hz}$ to $f_2 = 150 \text{ Hz}$
ASD level	0.964 (m/s ²) ² /Hz
Acceleration	0.58 g
Test duration per axis	5 h
Test directions	X-, Y- and Z-axis
Shock test result	Test passed
Test specification, shock test	DIN EN 50155 (VDE 0115-200):2008-03
Shock form	Half-sine
Acceleration	5 g
Shock duration	30 ms
Number of shocks per direction	3
Test directions	X-, Y- and Z-axis (pos. and neg.)
Relative insulation material temperature index (Elec.; UL 746 B)	130 °C
Temperature index of insulation material (DIN EN 60216-1 (VDE 0304-21))	130 °C

Double-level terminal block - STTB 2,5/2P - 3040054

Technical data

General

Static insulating material application in cold	-60 °C
--	--------

Dimensions

Width	5.2 mm
Length	71.5 mm
Height NS 35/7,5	47.5 mm
Height NS 35/15	55 mm

Connection data

Connection method	Spring-cage/plug-in connection
Conductor cross section solid min.	0.08 mm ²
Conductor cross section solid max.	4 mm ²
Conductor cross section flexible min.	0.08 mm ²
Conductor cross section flexible max.	2.5 mm ²
Conductor cross section AWG min.	28
Conductor cross section AWG max.	12
Conductor cross section flexible, with ferrule without plastic sleeve min.	0.14 mm ²
Conductor cross section flexible, with ferrule without plastic sleeve max.	2.5 mm ²
Conductor cross section flexible, with ferrule with plastic sleeve min.	0.14 mm ²
Conductor cross section flexible, with ferrule with plastic sleeve max.	2.5 mm ²
2 conductors with same cross section, stranded, TWIN ferrules with plastic sleeve, max.	0.5 mm ²
Stripping length	8 mm ... 10 mm
Internal cylindrical gage	A3

Standards and Regulations

Connection in acc. with standard	CSA
	IEC 61984
Flammability rating according to UL 94	V0

Classifications

eCl@ss

eCl@ss 4.0	27141117
eCl@ss 4.1	27141117
eCl@ss 5.0	27141120
eCl@ss 5.1	27141120
eCl@ss 6.0	27141120
eCl@ss 7.0	27141120

Double-level terminal block - STTB 2,5/2P - 3040054

Classifications

eCl@ss

eCl@ss 8.0	27141120
eCl@ss 9.0	27141120

ETIM

ETIM 2.0	EC000897
ETIM 3.0	EC000897
ETIM 4.0	EC000897
ETIM 5.0	EC000897

UNSPSC

UNSPSC 6.01	30211811
UNSPSC 7.0901	39121410
UNSPSC 11	39121410
UNSPSC 12.01	39121410
UNSPSC 13.2	39121410

Approvals

Approvals


Approvals

CSA / UL Recognized / VDE Gutachten mit Fertigungsüberwachung / cUL Recognized / LR / GL / BV / RS / IECCEB Scheme / EAC / EAC / cULus Recognized

Ex Approvals

Approvals submitted


Approval details

			
	B	C	D
mm ² /AWG/kcmil	24-12	24-12	24-12
Nominal current IN	20 A	20 A	5 A


Double-level terminal block - STTB 2,5/2P - 3040054

Approvals


	B	C	D
Nominal voltage UN	300 V	300 V	600 V

UL Recognized 

	B	C	D
mm ² /AWG/kcmil	28-12	28-12	28-12
Nominal current IN	20 A	20 A	5 A
Nominal voltage UN	300 V	300 V	600 V

VDE Gutachten mit Fertigungsüberwachung 

mm ² /AWG/kcmil	0.2-4
Nominal voltage UN	500 V

cUL Recognized 

	B	C	D
mm ² /AWG/kcmil	28-12	28-12	28-12
Nominal current IN	20 A	20 A	5 A
Nominal voltage UN	300 V	300 V	600 V

LR


GL

BV

RS

Double-level terminal block - STTB 2,5/2P - 3040054

Approvals

IECEE CB Scheme 	
mm ² /AWG/kcmil	0.2-4
Nominal voltage UN	500 V

EAC

EAC

cULus Recognized 

Drawings

Diagram

Applies to all male connector variants SP...

Circuit diagram



Double-level terminal block - STTB 2,5/2P - 3040054

Dimensional drawing

