

## Feed-through terminal block - ST 1,5 RD - 3037038

Please be informed that the data shown in this PDF Document is generated from our Online Catalog. Please find the complete data in the user's documentation. Our General Terms of Use for Downloads are valid (<http://phoenixcontact.com/download>)



Feed-through terminal block, Connection method: Spring-cage connection, Cross section: 0.08 mm<sup>2</sup> - 1.5 mm<sup>2</sup>, AWG: 28 - 16, Width: 4.2 mm, Color: red, Mounting type: NS 35/7,5, NS 35/15

The illustration shows version ST 1,5 in gray

### Product Features

- ✓ As well as saving space, the compact design and front connection enable user-friendly wiring in a small amount of space
- ✓ The consistent double function shaft offers every opportunity for time-saving potential distribution and accommodating test accessories
- ✓ The large wiring space enables the use of conductors with ferrules and plastic collars within the nominal cross section



### Key Commercial Data

Packing unit	1 pc
Minimum order quantity	50 pc
Weight per Piece (excluding packing)	4.97 g
Custom tariff number	85369010
Country of origin	Germany

### Technical data

#### General

Number of levels	1
Number of connections	2
Nominal cross section	1.5 mm <sup>2</sup>
Color	red
Insulating material	PA
Flammability rating according to UL 94	V0
Rated surge voltage	6 kV

## Feed-through terminal block - ST 1,5 RD - 3037038

### Technical data

#### General

Pollution degree	3
Overvoltage category	III
Insulating material group	I
Connection in acc. with standard	IEC 60947-7-1
Maximum load current	17.5 A (with 1.5 mm <sup>2</sup> conductor cross section)
Nominal current I <sub>N</sub>	17.5 A
Nominal voltage U <sub>N</sub>	500 V
Open side panel	ja

#### Dimensions

Width	4.2 mm
End cover width	2.2 mm
Length	48.5 mm
Height NS 35/7,5	36.5 mm
Height NS 35/15	44 mm

#### Connection data

Connection method	Spring-cage connection
Connection in acc. with standard	IEC 60947-7-1
Conductor cross section solid min.	0.08 mm <sup>2</sup>
Conductor cross section solid max.	1.5 mm <sup>2</sup>
Conductor cross section AWG min.	28
Conductor cross section AWG max.	16
Conductor cross section flexible min.	0.08 mm <sup>2</sup>
Conductor cross section flexible max.	1.5 mm <sup>2</sup>
Min. AWG conductor cross section, flexible	28
Max. AWG conductor cross section, flexible	16
Conductor cross section flexible, with ferrule without plastic sleeve min.	0.14 mm <sup>2</sup>
Conductor cross section flexible, with ferrule without plastic sleeve max.	1.5 mm <sup>2</sup>
Conductor cross section flexible, with ferrule with plastic sleeve min.	0.14 mm <sup>2</sup>
Conductor cross section flexible, with ferrule with plastic sleeve max.	1.5 mm <sup>2</sup>
2 conductors with same cross section, stranded, TWIN ferrules with plastic sleeve, max.	0.5 mm <sup>2</sup>
Connection in acc. with standard	IEC/EN 60079-7
Conductor cross section solid min.	0.08 mm <sup>2</sup>
Conductor cross section solid max.	1.5 mm <sup>2</sup>
Conductor cross section AWG min.	28
Conductor cross section AWG max.	16
Conductor cross section flexible min.	0.08 mm <sup>2</sup>

## Feed-through terminal block - ST 1,5 RD - 3037038

### Technical data

#### Connection data

Conductor cross section flexible max.	1.5 mm <sup>2</sup>
Stripping length	10 mm
Internal cylindrical gage	A1

### Classifications

#### eCl@ss

eCl@ss 4.0	27141121
eCl@ss 4.1	27141121
eCl@ss 5.0	27141120
eCl@ss 5.1	27141120
eCl@ss 6.0	27141120
eCl@ss 7.0	27141120
eCl@ss 8.0	27141120

#### ETIM

ETIM 2.0	EC000897
ETIM 3.0	EC000897
ETIM 4.0	EC000897
ETIM 5.0	EC000897

#### UNSPSC

UNSPSC 6.01	30211811
UNSPSC 7.0901	39121410
UNSPSC 11	39121410
UNSPSC 12.01	39121410
UNSPSC 13.2	39121410

### Approvals

#### Approvals

---

#### Approvals

CSA / UL Recognized / VDE Gutachten mit Fertigungsüberwachung / cUL Recognized / LR / GL / BV / DNV / KR / NK / IECCEB Scheme / EAC / EAC / cULus Recognized

---

#### Ex Approvals


IECEX / ATEX / EAC Ex

# Feed-through terminal block - ST 1,5 RD - 3037038


## Approvals

Approvals submitted


### Approval details

CSA 


	B	C
mm <sup>2</sup> /AWG/kcmil	26-14	26-14
Nominal current I <sub>N</sub>	15 A	15 A
Nominal voltage U <sub>N</sub>	300 V	300 V

UL Recognized 

	B	C
mm <sup>2</sup> /AWG/kcmil	26-14	26-14
Nominal current I <sub>N</sub>	15 A	15 A
Nominal voltage U <sub>N</sub>	300 V	300 V

VDE Gutachten mit Fertigungsüberwachung 

mm <sup>2</sup> /AWG/kcmil	1.5
Nominal current I <sub>N</sub>	17.5 A
Nominal voltage U <sub>N</sub>	500 V

cUL Recognized 

	B	C
mm <sup>2</sup> /AWG/kcmil	26-14	26-14
Nominal current I <sub>N</sub>	15 A	15 A
Nominal voltage U <sub>N</sub>	300 V	300 V

LR

## Feed-through terminal block - ST 1,5 RD - 3037038

### Approvals


GL	
mm <sup>2</sup> /AWG/kcmil	1.5
Nominal current I <sub>N</sub>	17.5 A
Nominal voltage U <sub>N</sub>	500 V

BV
----

DNV
-----

KR
----

NK
----

IECEE CB Scheme 	
mm <sup>2</sup> /AWG/kcmil	1.5
Nominal voltage U <sub>N</sub>	500 V

EAC
-----

EAC
-----

cULus Recognized 
--