

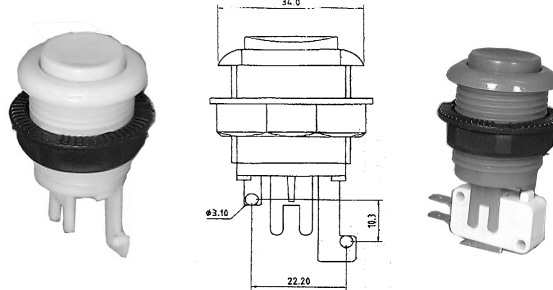
SWITCHES SNAP ACTION, DIP AND ROTARY

ACTION PUSH BUTTON SWITCH (MOMENTARY) & SEPARATE PUSH - BUTTON ASSEMBLY

This is a big, rugged switch assembly that was originally designed for video games and computer games, where the action is hard and frequent. The plastic button assembly is designed to accommodate any number of snap action switches; refer to the drawing of Philmore 30-2000 (in catalog) for dimensions. Switches simply snap into place in the separate assembly, or purchase a unit complete with switch. The complete assembly, including switch, is supplied with a miniature snap action MOMENTARY 10 @ 250VAC switch with a very light action; only 75 grams of pressure is required to activate vs, an average of more than 125 grams for most switches of this design. The switch is protected from over - pressure by the push button assembly. Available in six colors, with or without 10 amp switch.

PUSH BUTTON ASSEMBLY WITHOUT SWITCH

Catalog No.	Color
30-771	RED
30-772	WHITE
30-773	BLUE
30-774	GREEN
30-775	YELLOW
30-776	BLACK



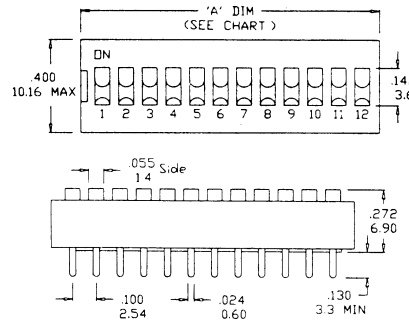
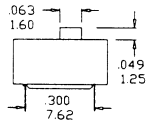
switch life cycle 100,000 (minimum)

PUSH BUTTON ASSEMBLY INCLUDES SWITCH


Catalog No.	Color
30-781	RED
30-782	WHITE
30-783	BLUE
30-784	GREEN
30-785	YELLOW
30-786	BLACK

SPECIFICATIONS:

Contact Rating:	50V DC 100mA @ Steady Situation 24V DC 25mA @ Make or Break
Initial Contact Resistance:	100mA, 30 Meg ohm @ initial 100mA, 100 Meg ohm after life test
Insulation Resistance:	500V DC 100 Meg ohm (Min.) between adjacent terminals
Dielectric Strength:	500V AC for 1 minute between adjacent terminals
Operation Life:	5,000 make-break cycles each circuit @ test speed of 72 cycles/min.
Operation Force:	500g Max.
Shock:	Withstand of 20g 11ms sawtooth waveform w/no contact opening > 10 ms (microseconds)
Vibration:	No mechanical damage or intermittent change of setting during or after test
Case & Cover Material:	UL 94V-O Polybutylene Terephthalate
Top Seal Material:	Polyester Film
Potting Material:	Epoxy
Contact Material:	Nickel, Phosphor Bronze w/Gold Plate
Terminal Material:	Nickel, Phosphor Bronze w/Gold Plate
Terminal Type:	Solder



DIP SWITCHES



Part No.	Position	"A" Dim. in. (mm)	Actuator
30-11001	1	.147 (3.74)	White UL 94V-O PBT
30-1002	2	.260 (6.6)	White UL 94V-O PBT
30-1003	3	.360 (9.14)	White UL 94V-O PBT
30-1004	4	.460 (11.68)	White UL 94V-O PBT
30-11040	4	.452 (11.48)	White -Side Actuated
30-1005	5	.560 (14.22)	White UL 94V-O PBT
30-1006	6	.660 (16.76)	White UL 94V-O PBT
30-1007	7	.760 (19.3)	White UL 94V-O PBT
30-1008	8	.860 (21.84)	White UL 94V-O PBT
30-11080	8	.845 (21.46)	White Side Actuated
30-11081	8	.854 (21.70)	White-Right Angle
30-1009	9	.960 (24.38)	White UL 94V-O PBT
30-1010	10	1.06 (26.92)	White UL 94V-O PBT
30-1012	12	1.26 (32)	White UL 94V-O PBT

SPECIFICATIONS:

Current Rating:	0.3A @ 125V AC
Initial Contact Resistance:	20 Meg ohm (MAX.)
Insulation Resistance:	DC500V-100 Meg ohm (Min.)
Withstand Voltage:	AC500V-1 minute
Rotation Torque:	1.0 ± 0.5 kg/cm
Shaft:	38mm Length, 6.35mm O.D.
Terminal Type:	Solder

Part No.	Type	No. Pole	No. Position	Style
30-15112	Shorting	1	12	Open Frame
30-15204	Shorting	2	4	Open Frame
30-15205	Non Shorting	2	5	Open Frame
30-15206	Shorting	2	6	Open Frame
30-15303	Non Shorting	3	3	Open Frame
30-15100	Non Shorting	1	12	Enclosed Contact
30-15106	Non Shorting	1	6	Enclosed Contact
30-15203	Non Shorting	2	3	Enclosed Contact
30-15304	Non Shorting	3	4	Enclosed Contact
30-15403	Non Shorting	4	3	Enclosed Contact

