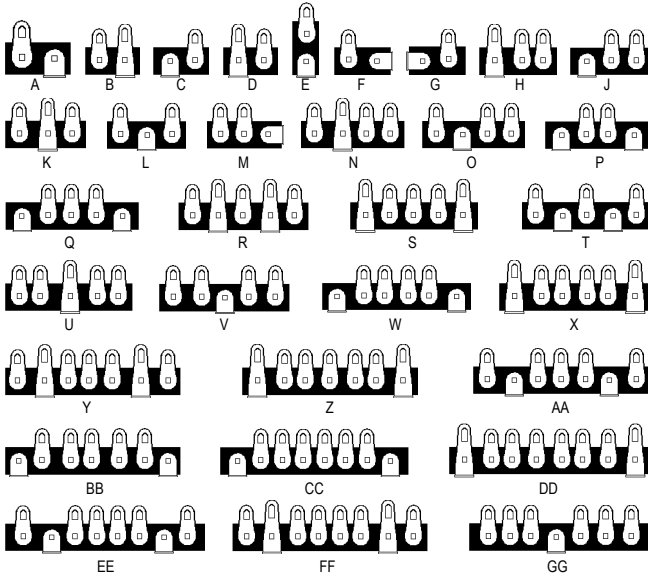
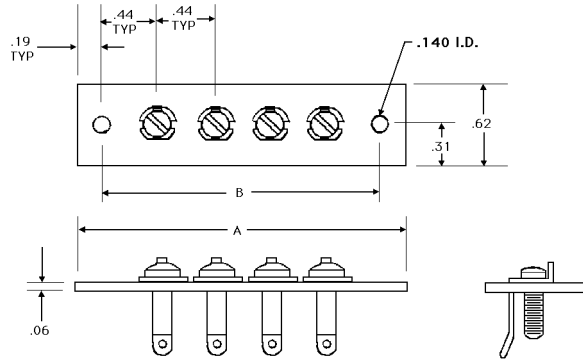


Terminal Strips

All lugs are electro-tin plated steel.
 Strip material: flame retardant phenolic, .062" thk.
 Lug spacing: 3/8" standard, 1/4" miniature.
 Strip width: 3/8" standard, 5/16" miniature.
 Mounting hole: .140" ID Standard, .096" ID mini. mounting
 Screw: #6 standard, #3 or 3/32" rivet Mini.

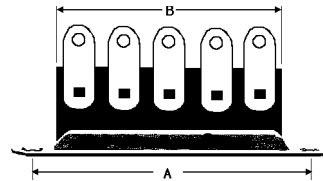


STANDARD PART NO.	MINIATURE PART NO.	FIG.	No. of Terminals	
			Insulated	Grounded
861		A	1	-
862	1062	B	1	1
813		C	1	-
820	1004	D	1	1
849		E	1	-
828		F	1	-
821		G	1	-
830	1055	H	2	1
829		J	2	-
864	1064	K	2	-
863		L	2	1
846		M	2	-
850	1074	N	3	-
857		O	3	1
867		P	2	-
853		Q	3	-
868	1068	R	3	1
847	1071	S	3	-
865		T	3	-
866	1066	U	4	1
855		V	4	-
869		W	4	-
854	1076	X	4	1
879	1158	Y	7	-
859	1156	Z	5	-
871		AA	5	1
860	1060	BB	5	-
848		CC	6	-
900	1075	DD	6	1
858		EE	6	-
870	1070	FF	6	-
901	-	GG	6	1



Boards are 1/16" thick laminated phenolic.
 Terminals are 1/32" brass or steel, bright tin plated.
 Screws are steel, zinc or bright tin plated.
 Hardware, alternative dimensions, materials or finishes are available upon request.

PART NO.	QTY. LUGS	DIM A	DIM. B
914	1	1.25	.87
872	2	1.69	1.31
873	3	2.12	1.75
874	4	2.56	2.19
875	5	3.00	2.62
876	6	3.44	3.06
877	7	3.87	3.5
928	8	4.31	3.94
929	9	4.75	4.37
930	10	5.19	4.82



Strip material: flame retardant phenolic.
 Lugs: steel, electro-tin plated, 5/16" centers.
 Mounting holes for #6 screws, electro-tin plated base.

PART NO.	NO. TERMINALS	MNTG. CTRS.	LENGTH
		A	B
3002	2	1	.67
3003	3	1-5/16	.99
3004	4	1-5/8	1.30
3005	5	1-15/16	1.61
3006	6	2-1/4	1.92
3007	7	2-9/16	2.24
3008	8	2-7/8	2.55
3009	9	3-3/16	2.86
3010	10	3-1/2	3.17
3011	11	3-13/16	3.49
3012	12	4-1/8	3.80
3013	13	4-7/16	4.11