

Fuse modular terminal block - UK 10-DREHSILED 12 (5X20) - 3005112

Please be informed that the data shown in this PDF Document is generated from our Online Catalog. Please find the complete data in the user's documentation. Our General Terms of Use for Downloads are valid (<http://phoenixcontact.com/download>)



Fuse terminal block for cartridge fuse insert, cross section: 0.5 - 16 mm², AWG: 24 - 6, width: 12 mm, color: black

The illustration shows version UK 10-DREHSI (5x20)

Product Features

- Can be bridged with FBI ... fixed bridge

Key Commercial Data

Packing unit	1 pc
GTIN	 4 017918 091057
Weight per Piece (excluding packing)	33.77 g
Custom tariff number	85369085
Country of origin	Poland

Technical data

General

Number of levels	1
Number of connections	2
Nominal cross section	16 mm ²
Color	black
Insulating material	PA
Flammability rating according to UL 94	V2
Fuse	G / 5 x 20
Fuse type	Glass / ceramics / ...
Rated surge voltage	4 kV
Degree of pollution	3
Overvoltage category	III
Insulating material group	I

Fuse modular terminal block - UK 10-DREHSILED 12 (5X20) - 3005112

Technical data

General

LED voltage range	5 V AC/DC ... 15 V AC/DC
LED current range	0.5 mA ... 2.5 mA
Connection in acc. with standard	IEC 60947-7-3
Maximum load current	10 A
Nominal current I_N	10 A
Nominal voltage U_N	500 V
	800 V (As a disconnect terminal block)
Open side panel	No

Dimensions

Width	12 mm
Length	62 mm
Height NS 35/7,5	57.2 mm
Height NS 35/15	64.7 mm
Height NS 32	62.2 mm

Connection data

Conductor cross section solid min.	0.5 mm ²
Conductor cross section solid max.	16 mm ²
Conductor cross section flexible min.	0.5 mm ²
Conductor cross section flexible max.	16 mm ²
Conductor cross section AWG min.	20
Conductor cross section AWG max.	6
Conductor cross section flexible, with ferrule without plastic sleeve min.	0.5 mm ²
Conductor cross section flexible, with ferrule without plastic sleeve max.	10 mm ²
Conductor cross section flexible, with ferrule with plastic sleeve min.	0.5 mm ²
Conductor cross section flexible, with ferrule with plastic sleeve max.	10 mm ²
Cross section with insertion bridge, solid max.	10 mm ²
Cross section with insertion bridge, stranded max.	10 mm ²
2 conductors with same cross section, solid min.	0.5 mm ²
2 conductors with same cross section, solid max.	4 mm ²
2 conductors with same cross section, stranded min.	0.5 mm ²
2 conductors with same cross section, stranded max.	4 mm ²
2 conductors with same cross section, stranded, ferrules without plastic sleeve, min.	0.5 mm ²
2 conductors with same cross section, stranded, ferrules without plastic sleeve, max.	4 mm ²
2 conductors with same cross section, stranded, TWIN ferrules with plastic sleeve, min.	0.5 mm ²

Fuse modular terminal block - UK 10-DREHSILED 12 (5X20) - 3005112

Technical data

Connection data

2 conductors with same cross section, stranded, TWIN ferrules with plastic sleeve, max.	10 mm ²
Cross section with insertion bridge, solid max.	10 mm ²
Cross section with insertion bridge, stranded max.	10 mm ²
Connection method	Screw connection
Stripping length	11 mm
Internal cylindrical gage	B6
Screw thread	M4
Tightening torque, min	1.5 Nm
Tightening torque max	1.8 Nm

Standards and Regulations

Connection in acc. with standard	UL
	IEC 60947-7-3
Flammability rating according to UL 94	V2

Classifications

eCl@ss

eCl@ss 4.0	27141116
eCl@ss 4.1	27141116
eCl@ss 5.0	27141116
eCl@ss 5.1	27141116
eCl@ss 6.0	27141116
eCl@ss 7.0	27141116
eCl@ss 8.0	27141116

ETIM

ETIM 2.0	EC000899
ETIM 3.0	EC000899
ETIM 4.0	EC000899
ETIM 5.0	EC000899

UNSPSC

UNSPSC 6.01	30211812
UNSPSC 7.0901	39121411
UNSPSC 11	39121411
UNSPSC 12.01	39121411
UNSPSC 13.2	39121411

Fuse modular terminal block - UK 10-DREHSILED 12 (5X20) - 3005112

Approvals

Approvals


Approvals


UL Recognized / KEMA-KEUR / IECCEB Scheme / EAC


Ex Approvals

Approvals submitted

Approval details

UL Recognized 	
mm ² /AWG/kcmil	24-6
Nominal current I _N	20 A
Nominal voltage U _N	300 V

KEMA-KEUR 	
mm ² /AWG/kcmil	0.5-16
Nominal current I _N	10 A
Nominal voltage U _N	800 V

IECCEB Scheme 	
mm ² /AWG/kcmil	0.5-16
Nominal current I _N	10 A
Nominal voltage U _N	800 V

EAC
