

Feed-through terminal block - UK 10 N - 3005073

Please be informed that the data shown in this PDF Document is generated from our Online Catalog. Please find the complete data in the user's documentation. Our General Terms of Use for Downloads are valid (<http://phoenixcontact.com/download>)



Feed-through terminal block, nom. voltage: 800 V, nominal current: 57 A, connection method: Screw connection, number of connections: 2, cross section: 0.5 mm² - 16 mm², AWG: 20 - 6, width: 10.2 mm, color: gray, mounting type: NS 35/7,5, NS 35/15, NS 32


Your advantages

- ✓ All universal terminal blocks in the UK... series can also be used in the Ex e area according to IEC/EN 60079 as standard
- ✓ The corresponding EC-type examination numbers for Ex approval can be found in the technical connection data

RoHS



Key Commercial Data

Packing unit	1 pc
GTIN	 4 017918 091019
GTIN	4017918091019
Weight per Piece (excluding packing)	17.200 g
Custom tariff number	85369010
Country of origin	India

Technical data

General

Number of levels	1
Number of connections	2
Potentials	1
Nominal cross section	10 mm ²
Color	gray
Insulating material	PA
Flammability rating according to UL 94	V0
Rated surge voltage	8 kV

Feed-through terminal block - UK 10 N - 3005073

Technical data

General

Degree of pollution	3
Overvoltage category	III
Insulating material group	I
Maximum power dissipation for nominal condition	1.82 W
Designation	Level 1 above 1 below 1
Maximum load current	76 A (with 16 mm ² conductor cross section)
Nominal current I _N	57 A
Nominal voltage U _N	800 V
Open side panel	Yes
Shock protection test specification	IEC 60529:2001-02
Back of the hand protection	guaranteed
Finger protection	guaranteed
Result of surge voltage test	Test passed
Surge voltage test setpoint	9.8 kV
Result of power-frequency withstand voltage test	Test passed
Power frequency withstand voltage setpoint	2 kV
Result of the test for mechanical stability of terminal points (5 x conductor connection)	Test passed
Result of bending test	Test passed
Bending test rotation speed	10 rpm
Bending test turns	135
Bending test conductor cross section/weight	0.5 mm ² / 0.3 kg
	10 mm ² / 2 kg
	16 mm ² / 2.9 kg
Tensile test result	Test passed
Conductor cross section tensile test	0.5 mm ²
Tractive force setpoint	20 N
Conductor cross section tensile test	10 mm ²
Tractive force setpoint	90 N
Conductor cross section tensile test	16 mm ²
Tractive force setpoint	100 N
Result of tight fit on support	Test passed
Tight fit on carrier	NS 32/NS 35
Setpoint	5 N
Result of voltage-drop test	Test passed
Requirements, voltage drop	≤ 3.2 mV
Result of temperature-rise test	Test passed

Feed-through terminal block - UK 10 N - 3005073

Technical data

General

Short circuit stability result	Test passed
Conductor cross section short circuit testing	10 mm ²
Short-time current	1.2 kA
Conductor cross section short circuit testing	16 mm ²
Short-time current	1.92 kA
Result of thermal test	Test passed
Proof of thermal characteristics (needle flame) effective duration	30 s
Oscillation, broadband noise test result	Test passed
Test specification, oscillation, broadband noise	DIN EN 50155 (VDE 0115-200):2008-03
Test spectrum	Service life test category 1, class B, body mounted
Test frequency	f ₁ = 5 Hz to f ₂ = 150 Hz
ASD level	1.857 (m/s ²) ² /Hz
Acceleration	0,8 g
Test duration per axis	5 h
Test directions	X-, Y- and Z-axis
Shock test result	Test passed
Test specification, shock test	DIN EN 50155 (VDE 0115-200):2008-03
Shock form	Half-sine
Acceleration	5g
Shock duration	30 ms
Number of shocks per direction	3
Test directions	X-, Y- and Z-axis (pos. and neg.)
Relative insulation material temperature index (Elec., UL 746 B)	130 °C
Temperature index of insulation material (DIN EN 60216-1 (VDE 0304-21))	130 °C
Static insulating material application in cold	-60 °C
Behavior in fire for rail vehicles (DIN 5510-2)	Test passed
Flame test method (DIN EN 60695-11-10)	V0
Oxygen index (DIN EN ISO 4589-2)	>32 %
NF F16-101, NF F10-102 Class I	2
NF F16-101, NF F10-102 Class F	2
Surface flammability NFPA 130 (ASTM E 162)	passed
Specific optical density of smoke NFPA 130 (ASTM E 662)	passed
Smoke gas toxicity NFPA 130 (SMP 800C)	passed
Calorimetric heat release NFPA 130 (ASTM E 1354)	28 MJ/kg
Fire protection for rail vehicles (DIN EN 45545-2) R22	HL 1 - HL 3
Fire protection for rail vehicles (DIN EN 45545-2) R23	HL 1 - HL 3
Fire protection for rail vehicles (DIN EN 45545-2) R24	HL 1 - HL 3

Feed-through terminal block - UK 10 N - 3005073

Technical data

General

Fire protection for rail vehicles (DIN EN 45545-2) R26	HL 1 - HL 3
--	-------------

Dimensions

Width	10.2 mm
End cover width	1.8 mm
Length	42.5 mm
Height NS 35/7,5	47.3 mm
Height NS 35/15	54.8 mm
Height NS 32	52.3 mm

Connection data

Connection method	Screw connection
Screw thread	M4
Stripping length	10 mm
Tightening torque, min	1.5 Nm
Tightening torque max	1.8 Nm
Connection in acc. with standard	IEC 60947-7-1
Conductor cross section solid min.	0.5 mm ²
Conductor cross section solid max.	16 mm ²
Conductor cross section AWG min.	20
Conductor cross section AWG max.	6
Conductor cross section flexible min.	0.5 mm ²
Conductor cross section flexible max.	10 mm ²
Min. AWG conductor cross section, flexible	20
Max. AWG conductor cross section, flexible	8
Conductor cross section flexible, with ferrule without plastic sleeve min.	0.5 mm ²
Conductor cross section flexible, with ferrule without plastic sleeve max.	10 mm ²
Conductor cross section flexible, with ferrule with plastic sleeve min.	0.5 mm ²
Conductor cross section flexible, with ferrule with plastic sleeve max.	6 mm ²
Cross section with insertion bridge, solid max.	10 mm ²
Cross section with insertion bridge, stranded max.	10 mm ²
2 conductors with same cross section, solid min.	0.5 mm ²
2 conductors with same cross section, solid max.	4 mm ²
2 conductors with same cross section, stranded min.	0.5 mm ²
2 conductors with same cross section, stranded max.	4 mm ²
2 conductors with same cross section, stranded, TWIN ferrules with plastic sleeve, min.	0.5 mm ²
2 conductors with same cross section, stranded, TWIN ferrules with plastic sleeve, max.	6 mm ²

Feed-through terminal block - UK 10 N - 3005073

Technical data

Connection data

2 conductors with same cross section, stranded, ferrules without plastic sleeve, min.	0.5 mm ²
2 conductors with same cross section, stranded, ferrules without plastic sleeve, max.	2.5 mm ²
Connection in acc. with standard	IEC/EN 60079-7
Conductor cross section solid min.	0.5 mm ²
Conductor cross section solid max.	16 mm ²
Conductor cross section AWG min.	20
Conductor cross section AWG max.	6
Conductor cross section flexible min.	0.5 mm ²
Conductor cross section flexible max.	10 mm ²
Internal cylindrical gage	B6

Standards and Regulations

Connection in acc. with standard	CSA
	IEC 60947-7-1
Flammability rating according to UL 94	V0
Fire protection for rail vehicles (DIN EN 45545-2) R22	HL 1 - HL 3
Fire protection for rail vehicles (DIN EN 45545-2) R23	HL 1 - HL 3
Fire protection for rail vehicles (DIN EN 45545-2) R24	HL 1 - HL 3
Fire protection for rail vehicles (DIN EN 45545-2) R26	HL 1 - HL 3

Environmental Product Compliance

	Lead 7439-92-1
China RoHS	Environmentally Friendly Use Period = 50
	For details about hazardous substances go to tab "Downloads", Category "Manufacturer's declaration"

Drawings

Circuit diagram



Classifications

eCl@ss

eCl@ss 4.0	27141100
------------	----------

Feed-through terminal block - UK 10 N - 3005073

Classifications

eCl@ss

eCl@ss 4.1	27141100
eCl@ss 5.0	27141100
eCl@ss 5.1	27141100
eCl@ss 6.0	27141100
eCl@ss 7.0	27141120
eCl@ss 8.0	27141120
eCl@ss 9.0	27141120

ETIM

ETIM 2.0	EC000897
ETIM 3.0	EC000897
ETIM 4.0	EC000897
ETIM 5.0	EC000897
ETIM 6.0	EC000897
ETIM 7.0	EC000897

UNSPSC

UNSPSC 6.01	30211811
UNSPSC 7.0901	39121410
UNSPSC 11	39121410
UNSPSC 12.01	39121410
UNSPSC 13.2	39121410

Approvals

Approvals

Approvals

DNV GL / CSA / LR / KR / NK / UL Recognized / KEMA-KEUR / cUL Recognized / IECCEB Scheme / EAC / RS / cULus Recognized

Ex Approvals

IECEX / ATEX / UL Recognized / cUL Recognized / GL / EAC Ex / cULus Recognized


Approval details

Feed-through terminal block - UK 10 N - 3005073

Approvals


DNV GL		https://approvalfinder.dnvgl.com/	TAE00001CT
--------	---	---	------------


CSA		http://www.csagroup.org/services-industries/product-listing/	13631
	B	C	
Nominal voltage UN	600 V	600 V	
Nominal current IN	65 A	65 A	
mm ² /AWG/kcmil	24-6	24-6	

LR		http://www.lr.org/en	96/20013
----	---	---	----------

KR		http://www.krs.co.kr/eng/main/main.aspx	HMB17372-EL001
----	---	---	----------------

NK		http://www.classnk.or.jp/hp/en/	09 ME 141
----	---	---	-----------

UL Recognized		http://database.ul.com/cgi-bin/XYV/template/LISEXT/1FRAME/index.htm	FILE E 60425
	B	C	
Nominal voltage UN	600 V	600 V	600 V
Nominal current IN	65 A	65 A	65 A
mm ² /AWG/kcmil	24-6	24-6	24-6

KEMA-KEUR		http://www.dekra-certification.com	71-102523
Nominal voltage UN	800 V		
Nominal current IN	57 A		

Feed-through terminal block - UK 10 N - 3005073

Approvals

mm ² /AWG/kcmil	10
----------------------------	----

cUL Recognized		http://database.ul.com/cgi-bin/XYV/template/LISEXT/1FRAME/index.htm	FILE E 60425
		B	C
Nominal voltage UN	600 V	600 V	600 V
Nominal current IN	65 A	65 A	65 A
mm ² /AWG/kcmil	24-6	24-6	24-6

IECEE CB Scheme		http://www.iecee.org/	NL-39959
Nominal voltage UN		800 V	
Nominal current IN		57 A	
mm ² /AWG/kcmil		10	

EAC			RU C- DE.A*30.B.01742
-----	--	--	--------------------------

RS		http://www.rs-head.spb.ru/en/index.php	17.00013.272
----	--	---	--------------

cULus Recognized			
------------------	--	--	--

Accessories

Accessories

DIN rail

Feed-through terminal block - UK 10 N - 3005073

Accessories

DIN rail perforated - NS 32 PERF 2000MM - 1201002



DIN rail perforated, G profile, width: 32 mm, height: 15 mm, acc. to EN 60715, material: Steel, galvanized, passivated with a thick layer, length: 2000 mm, color: silver

DIN rail, unperforated - NS 32 UNPERF 2000MM - 1201015



DIN rail, unperforated, G profile, width: 32 mm, height: 15 mm, acc. to EN 60715, material: Steel, galvanized, passivated with a thick layer, length: 2000 mm, color: silver

DIN rail perforated - NS 35/ 7,5 PERF 2000MM - 0801733



DIN rail perforated, Standard profile, width: 35 mm, height: 7.5 mm, acc. to EN 60715, material: Steel, galvanized, passivated with a thick layer, length: 2000 mm, color: silver

DIN rail, unperforated - NS 35/ 7,5 UNPERF 2000MM - 0801681



DIN rail, unperforated, Standard profile, width: 35 mm, height: 7.5 mm, acc. to EN 60715, material: Steel, galvanized, passivated with a thick layer, length: 2000 mm, color: silver

DIN rail perforated - NS 35/ 7,5 WH PERF 2000MM - 1204119



DIN rail perforated, Standard profile, width: 35 mm, height: 7.5 mm, acc. to EN 60715, material: Steel, Galvanized, white passivated, length: 2000 mm, color: silver

Feed-through terminal block - UK 10 N - 3005073

Accessories

DIN rail, unperforated - NS 35/ 7,5 WH UNPERF 2000MM - 1204122



DIN rail, unperforated, Standard profile, width: 35 mm, height: 7.5 mm, acc. to EN 60715, material: Steel, Galvanized, white passivated, length: 2000 mm, color: silver

DIN rail, unperforated - NS 35/ 7,5 AL UNPERF 2000MM - 0801704



DIN rail, unperforated, Standard profile, width: 35 mm, height: 7.5 mm, acc. to EN 60715, material: Aluminum, uncoated, length: 2000 mm, color: silver

DIN rail perforated - NS 35/ 7,5 ZN PERF 2000MM - 1206421



DIN rail perforated, Standard profile, width: 35 mm, height: 7.5 mm, acc. to EN 60715, material: Steel, galvanized, length: 2000 mm, color: silver

DIN rail, unperforated - NS 35/ 7,5 ZN UNPERF 2000MM - 1206434



DIN rail, unperforated, Standard profile, width: 35 mm, height: 7.5 mm, acc. to EN 60715, material: Steel, galvanized, length: 2000 mm, color: silver

DIN rail, unperforated - NS 35/ 7,5 CU UNPERF 2000MM - 0801762



DIN rail, unperforated, Standard profile, width: 35 mm, height: 7.5 mm, acc. to EN 60715, material: Copper, uncoated, length: 2000 mm, color: copper-colored

Feed-through terminal block - UK 10 N - 3005073

Accessories

End cap - NS 35/ 7,5 CAP - 1206560

DIN rail end piece, for DIN rail NS 35/7.5



DIN rail perforated - NS 35/15 PERF 2000MM - 1201730



DIN rail perforated, Standard profile, width: 35 mm, height: 15 mm, similar to EN 60715, material: Steel, galvanized, passivated with a thick layer, length: 2000 mm, color: silver

DIN rail, unperforated - NS 35/15 UNPERF 2000MM - 1201714



DIN rail, unperforated, Standard profile, width: 35 mm, height: 15 mm, similar to EN 60715, material: Steel, galvanized, passivated with a thick layer, length: 2000 mm, color: silver

DIN rail perforated - NS 35/15 WH PERF 2000MM - 0806602



DIN rail perforated, Standard profile, width: 35 mm, height: 15 mm, similar to EN 60715, material: Steel, Galvanized, white passivated, length: 2000 mm, color: silver

DIN rail, unperforated - NS 35/15 WH UNPERF 2000MM - 1204135



DIN rail, unperforated, Standard profile, width: 35 mm, height: 15 mm, similar to EN 60715, material: Steel, Galvanized, white passivated, length: 2000 mm, color: silver

Feed-through terminal block - UK 10 N - 3005073

Accessories

DIN rail, unperforated - NS 35/15 AL UNPERF 2000MM - 1201756



DIN rail, unperforated, Standard profile, width: 35 mm, height: 15 mm, similar to EN 60715, material: Aluminum, uncoated, length: 2000 mm, color: silver

DIN rail perforated - NS 35/15 ZN PERF 2000MM - 1206599



DIN rail perforated, Standard profile, width: 35 mm, height: 15 mm, similar to EN 60715, material: Steel, galvanized, length: 2000 mm, color: silver

DIN rail, unperforated - NS 35/15 ZN UNPERF 2000MM - 1206586



DIN rail, unperforated, Standard profile, width: 35 mm, height: 15 mm, similar to EN 60715, material: Steel, galvanized, length: 2000 mm, color: silver

DIN rail, unperforated - NS 35/15 CU UNPERF 2000MM - 1201895



DIN rail, unperforated, Standard profile, width: 35 mm, height: 15 mm, similar to EN 60715, material: Copper, uncoated, length: 2000 mm, color: copper-colored

End cap - NS 35/15 CAP - 1206573



DIN rail end piece, for DIN rail NS 35/15

Feed-through terminal block - UK 10 N - 3005073

Accessories

DIN rail, unperforated - NS 35/15-2,3 UNPERF 2000MM - 1201798



DIN rail, unperforated, Standard profile 2.3 mm, width: 35 mm, height: 15 mm, acc. to EN 60715, material: Steel, galvanized, passivated with a thick layer, length: 2000 mm, color: silver

End block

End clamp - CLIPFIX 35 - 3022218



Quick mounting end clamp for NS 35/7,5 DIN rail or NS 35/15 DIN rail, with marking option, width: 9.5 mm, color: gray

End clamp - CLIPFIX 35-5 - 3022276



Quick mounting end clamp for NS 35/7,5 DIN rail or NS 35/15 DIN rail, with marking option, with parking option for FBS...5, FBS...6, KSS 5, KSS 6, width: 5.15 mm, color: gray

End clamp - E/NS 35 N - 0800886



End clamp, width: 9.5 mm, color: gray

End clamp - E/UK - 1201442



End clamp, width: 9.5 mm, height: 35.3 mm, material: PA, length: 50.5 mm, Mounting on a DIN rail NS 32 or NS 35, color: gray

Feed-through terminal block - UK 10 N - 3005073

Accessories

End clamp - E/UK 1 - 1201413



End clamps, for supporting the ends of double-level and three-level terminal blocks, width: 10 mm, color: gray

End cover

End cover - D-UK 4/10 - 3003020



End cover, length: 42.5 mm, width: 1.8 mm, height: 35.9 mm, color: gray

End cover - D-UK 4/10 BU - 3003101



End cover, length: 42.5 mm, width: 1.8 mm, height: 47 mm, color: blue

Insertion bridge

Insertion bridge - EB 2-10 - 0203153



Insertion bridge, pitch: 10 mm, number of positions: 2, color: gray

Insertion bridge - EB 3-10 - 0203328



Insertion bridge, pitch: 10 mm, number of positions: 3, color: gray

Feed-through terminal block - UK 10 N - 3005073

Accessories

Insertion bridge - EB 10-10 - 0203137



Insertion bridge, pitch: 10 mm, number of positions: 10, color: gray

Insertion bridge - EB 2-10 - 0203153



Insertion bridge, pitch: 10 mm, number of positions: 2, color: gray

Insulating sleeve

Insulating sleeve - PS-IH WH - 0311566



Insulating sleeve, color: white

Insulating sleeve - PS-IH RD - 0311579



Insulating sleeve, color: red

Insulating sleeve - PS-IH BU - 0311582



Insulating sleeve, color: blue

Feed-through terminal block - UK 10 N - 3005073

Accessories

Insulating sleeve - PS-IH YE - 0311595



Insulating sleeve, color: yellow

Insulating sleeve - PS-IH GN - 0311605



Insulating sleeve, color: green

Insulating sleeve - PS-IH GY - 0311621



Insulating sleeve, color: gray

Insulating sleeve - PS-IH BK - 0311634



Insulating sleeve, color: black

Insulating sleeve - PS-IH VT - 0311618



Insulating sleeve, color: violet

Labeled terminal marker

Feed-through terminal block - UK 10 N - 3005073

Accessories

Zack marker strip - ZB 10 CUS - 0824941



Zack marker strip, can be ordered: Strip, white, labeled according to customer specifications, mounting type: snap into tall marker groove, for terminal block width: 10.2 mm, lettering field size: 10.15 x 10.5 mm, Number of individual labels: 10

Zack marker strip - ZB10,LGS:FORTL.ZAHLEN - 1053014



Zack marker strip, Strip, white, labeled, can be labeled with: CMS-P1-PLOTTER, printed horizontally: consecutive numbers 1 ... 10, 11 ... 20, etc. up to 991 ... 1000, mounting type: snap into tall marker groove, for terminal block width: 10.2 mm, lettering field size: 10.15 x 10.5 mm, Number of individual labels: 10

Zack marker strip - ZB10,QR:FORTL.ZAHLEN - 1053027



Zack marker strip, Strip, white, labeled, can be labeled with: CMS-P1-PLOTTER, Printed vertically: consecutive numbers 1 ... 10, 11 ... 20, etc. up to 991 ... 1000, mounting type: snap into tall marker groove, for terminal block width: 10.2 mm, lettering field size: 10.15 x 10.5 mm, Number of individual labels: 10

Marker for terminal blocks - ZB10,LGS:L1-N,PE - 1053412



Marker for terminal blocks, Strip, white, labeled, can be labeled with: CMS-P1-PLOTTER, Horizontal: L1, L2, L3, N, PE, L1, L2, L3, N, PE, mounting type: snap into tall marker groove, for terminal block width: 10.2 mm, lettering field size: 10.15 x 10.5 mm, Number of individual labels: 10

Marker for terminal blocks - ZB10,LGS:U-N - 1053438



Marker for terminal blocks, Strip, white, labeled, can be labeled with: CMS-P1-PLOTTER, Horizontal: U, V, W, N, GND, U, V, W, N, GND, mounting type: snap into tall marker groove, for terminal block width: 10.2 mm, lettering field size: 10.15 x 10.5 mm, Number of individual labels: 10

Feed-through terminal block - UK 10 N - 3005073

Accessories

Marker for terminal blocks - UC-TM 10 CUS - 0824605



Marker for terminal blocks, can be ordered: by sheet, white, labeled according to customer specifications, mounting type: snap into tall marker groove, for terminal block width: 10.2 mm, lettering field size: 9.6 x 10.5 mm, Number of individual labels: 48

Marker for terminal blocks - UCT-TM 10 CUS - 0829623



Marker for terminal blocks, can be ordered: by sheet, white, labeled according to customer specifications, mounting type: snap into tall marker groove, for terminal block width: 10.2 mm, lettering field size: 8.9 x 9.6 mm, Number of individual labels: 36

Partition plate

Separating plate - TS-K - 1302215



Separating plate, length: 22 mm, width: 0.5 mm, height: 22 mm, color: gray

Partition plate - ATP-UK - 3003224



Partition plate, length: 56 mm, width: 1.5 mm, height: 45.7 mm, color: gray

Screw bridge

Step bracket - STL 10N/5N - 0204110



Step bracket, pitch: 5 mm, number of positions: 2, color: silver

Feed-through terminal block - UK 10 N - 3005073

Accessories

Chain bridge - KB- 10 - 0203205



Chain bridge, pitch: 10 mm, number of positions: 1, color: silver

Fixed bridge - FBI 2-10 - 0203483



Fixed bridge, pitch: 10 mm, number of positions: 2, color: silver

Fixed bridge - FBI 10-10 - 0203276



Fixed bridge, pitch: 10.2 mm, number of positions: 10, color: silver

Fixed bridge - FB 10-10-EX - 0203247



Fixed bridge, pitch: 10 mm, number of positions: 10, color: silver

Fixed bridge - FB 4-10 - 0203182



Fixed bridge, number of positions: 4, color: silver

Feed-through terminal block - UK 10 N - 3005073

Accessories

Fixed bridge - FB 10-10 - 0203179



Fixed bridge, pitch: 10 mm, number of positions: 10, color: silver

Fixed bridge - FB 3-10 - 0203140



Fixed bridge, pitch: 10 mm, number of positions: 3, color: silver

Jumper - ISSBI 10-10 - 0301521



Jumper, pitch: 10 mm, number of positions: 10, color: silver

Screwdriver tools

Screwdriver - SZS 1,0X4,0 VDE - 1205066



Screwdriver, slot-headed, VDE insulated, size: 1.0 x 4.0 x 100 mm, 2-component grip, with non-slip grip

Short-circuit connector

Short-circuit connector - KSS 10 - 0310541



Short-circuit connector, pitch: 10 mm, number of positions: 2, color: black

Feed-through terminal block - UK 10 N - 3005073

Accessories

Switching jumper

Switching jumper - SB 2- 8/13 N - 0200062



Switching jumper, pitch: 13 mm, number of positions: 2, color: silver

Terminal marking

Marker card - SBS10:UNBEDRUCKT - 1007248



Marker card, Card, white, unlabeled, can be labeled with: CMS-P1-PLOTTER, perforated, mounting type: snap into tall marker groove, snap into flat marker groove, for terminal block width: 10 mm, lettering field size: 6 x 10.1 mm, Number of individual labels: 250

Zack marker strip - ZB 10:UNBEDRUCKT - 1053001



Zack marker strip, Strip, white, unlabeled, can be labeled with: PLOTMARK, CMS-P1-PLOTTER, mounting type: snap into tall marker groove, for terminal block width: 10.2 mm, lettering field size: 10.5 x 10.15 mm, Number of individual labels: 10

Marker for terminal blocks - UC-TM 10 - 0818069



Marker for terminal blocks, Sheet, white, unlabeled, can be labeled with: BLUEMARK ID COLOR, BLUEMARK ID, BLUEMARK CLED, PLOTMARK, CMS-P1-PLOTTER, mounting type: snap into tall marker groove, for terminal block width: 10.2 mm, lettering field size: 9.6 x 10.5 mm, Number of individual labels: 48

Feed-through terminal block - UK 10 N - 3005073

Accessories

Marker for terminal blocks - UCT-TM 10 - 0829142



Marker for terminal blocks, Sheet, white, unlabeled, can be labeled with: TOPMARK NEO, TOPMARK LASER, BLUEMARK ID COLOR, BLUEMARK ID, BLUEMARK CLED, THERMOMARK PRIME, THERMOMARK CARD 2.0, THERMOMARK CARD, mounting type: snap into tall marker groove, for terminal block width: 10.2 mm, lettering field size: 8.9 x 9.6 mm, Number of individual labels: 36

Test plug terminal block

Test plugs - PS-MT - 0311647



Test plugs, color: silver

Test socket

Female test connector - PSBJ 4/15/6 FARBLOS - 0303419



Female test connector, color: transparent

Female test connector - PSBJ 4/15/6 WH - 0303312



Female test connector, color: white

Female test connector - PSBJ 4/15/6 RD - 0303325



Female test connector, color: red

Feed-through terminal block - UK 10 N - 3005073

Accessories

Female test connector - PSBJ 4/15/6 BU - 0303354



Female test connector, color: blue

Female test connector - PSBJ 4/15/6 YE - 0303367



Female test connector, color: yellow

Female test connector - PSBJ 4/15/6 GN - 0303370



Female test connector, color: green

Female test connector - PSBJ 4/15/6 VT - 0303383



Female test connector, color: violet

Female test connector - PSBJ 4/15/6 GY - 0303396



Female test connector, color: gray

Feed-through terminal block - UK 10 N - 3005073

Accessories

Female test connector - PSBJ 4/15/6 BK - 0303406



Female test connector, color: black

Female test connector - PSB 4/7/6 - 0303299



Female test connector, color: silver

Warning label printed

Warning label - WS 5-10 - 1004429

Warning label, Plate, yellow/black, labeled: Lightning flash and warning in English, mounting type: screw, rivet, for terminal block width: 10 mm, diameter: 0 mm



Warning label - WS 4-10 - 1004225

Warning label, Plate, yellow/black, labeled: Lightning flash and warning in English, mounting type: screw, rivet, for terminal block width: 10 mm, diameter: 0 mm

