


## Feed-through terminal block - UK 10 - 3005015

Please be informed that the data shown in this PDF Document is generated from our Online Catalog. Please find the complete data in the user's documentation. Our General Terms of Use for Downloads are valid (<http://phoenixcontact.com/download>)



Feed-through terminal block, Connection method: Screw connection, Cross section: 0.5 mm<sup>2</sup> - 10 mm<sup>2</sup>, AWG: 20 - 8, Width: 8.2 mm, Color: gray, Mounting type: NS 35/7,5, NS 35/15

### Key Commercial Data

Packing unit	1 pc
GTIN	 4 017918 090982
Weight per Piece (excluding packing)	15.8 g
Custom tariff number	85369010
Country of origin	United States

### Technical data

#### General

Number of levels	1
Number of connections	2
Color	gray
Insulating material	PA
Flammability rating according to UL 94	V0
Rated surge voltage	8 kV
Degree of pollution	3
Overvoltage category	III
Insulating material group	I
Connection in acc. with standard	IEC / EN
Nominal current I <sub>N</sub>	57 A
Nominal voltage U <sub>N</sub>	800 V
Open side panel	Yes

#### Dimensions

Width	8.2 mm
-------	--------

## Feed-through terminal block - UK 10 - 3005015

### Technical data

#### Dimensions

End cover width	1.8 mm
Length	42.5 mm
Height NS 35/7,5	47 mm
Height NS 35/15	54.5 mm
Height NS 32	52 mm

#### Connection data

Connection method	Screw connection
Connection in acc. with standard	IEC / EN
Conductor cross section solid min.	0.5 mm <sup>2</sup>
Conductor cross section solid max.	10 mm <sup>2</sup>
Conductor cross section AWG min.	20
Conductor cross section AWG max.	8
Conductor cross section flexible min.	0.5 mm <sup>2</sup>
Conductor cross section flexible max.	6 mm <sup>2</sup>
Min. AWG conductor cross section, flexible	20
Max. AWG conductor cross section, flexible	10
Conductor cross section flexible, with ferrule without plastic sleeve min.	0.5 mm <sup>2</sup>
Conductor cross section flexible, with ferrule without plastic sleeve max.	6 mm <sup>2</sup>
Conductor cross section flexible, with ferrule with plastic sleeve min.	0.5 mm <sup>2</sup>
Conductor cross section flexible, with ferrule with plastic sleeve max.	4 mm <sup>2</sup>
Cross section with insertion bridge, solid max.	6 mm <sup>2</sup>
Cross section with insertion bridge, stranded max.	6 mm <sup>2</sup>
2 conductors with same cross section, solid min.	0.5 mm <sup>2</sup>
2 conductors with same cross section, solid max.	2.5 mm <sup>2</sup>
2 conductors with same cross section, stranded min.	0.5 mm <sup>2</sup>
2 conductors with same cross section, stranded max.	2.5 mm <sup>2</sup>
2 conductors with same cross section, stranded, TWIN ferrules with plastic sleeve, min.	0.5 mm <sup>2</sup>
2 conductors with same cross section, stranded, TWIN ferrules with plastic sleeve, max.	4 mm <sup>2</sup>
2 conductors with same cross section, stranded, ferrules without plastic sleeve, min.	0.5 mm <sup>2</sup>
2 conductors with same cross section, stranded, ferrules without plastic sleeve, max.	2.5 mm <sup>2</sup>
Cross section with insertion bridge, solid max.	6 mm <sup>2</sup>
Cross section with insertion bridge, stranded max.	6 mm <sup>2</sup>
Connection in acc. with standard	UL
Conductor cross section AWG min.	26

# Feed-through terminal block - UK 10 - 3005015

## Technical data

### Connection data

Conductor cross section AWG max.	8
Stripping length	10 mm
Internal cylindrical gage	A5
Screw thread	M4
Tightening torque, min	1.5 Nm
Tightening torque max	1.8 Nm

### Standards and Regulations

Connection in acc. with standard	CSA
	IEC / EN
Flammability rating according to UL 94	V0

## Classifications

### eCl@ss

eCl@ss 4.0	27141120
eCl@ss 4.1	27141120
eCl@ss 5.0	27141120
eCl@ss 5.1	27141120
eCl@ss 6.0	27141120
eCl@ss 7.0	27141120
eCl@ss 8.0	27141120
eCl@ss 9.0	27141120

### ETIM

ETIM 2.0	EC000897
ETIM 3.0	EC000897
ETIM 4.0	EC000897
ETIM 5.0	EC000897

### UNSPSC

UNSPSC 6.01	30211811
UNSPSC 7.0901	39121410
UNSPSC 11	39121410
UNSPSC 12.01	39121410
UNSPSC 13.2	39121410

# Feed-through terminal block - UK 10 - 3005015

## Approvals

### Approvals

---

#### Approvals

CSA / UL Recognized / cUL Recognized / GL / BV / DNV / RS / KR / NK / EAC / cULus Recognized

---

#### Ex Approvals


---


#### Approvals submitted


BV

---

## Approval details

CSA 	
mm <sup>2</sup> /AWG/kcmil	26-8
Nominal current I <sub>N</sub>	55 A
Nominal voltage U <sub>N</sub>	600 V

UL Recognized 	
mm <sup>2</sup> /AWG/kcmil	26-8
Nominal current I <sub>N</sub>	50 A
Nominal voltage U <sub>N</sub>	600 V

cUL Recognized 	
mm <sup>2</sup> /AWG/kcmil	26-8
Nominal current I <sub>N</sub>	50 A
Nominal voltage U <sub>N</sub>	600 V

## Feed-through terminal block - UK 10 - 3005015

### Approvals

GL

BV


DNV

RS

KR

NK

EAC

cULus Recognized  US