

## Feed-through terminal block - UK 6 N - 3004524

Please be informed that the data shown in this PDF Document is generated from our Online Catalog. Please find the complete data in the user's documentation. Our General Terms of Use for Downloads are valid (<http://phoenixcontact.com/download>)



Feed-through terminal block, nom. voltage: 800 V, nominal current: 41 A, connection method: Screw connection, number of connections: 2, cross section: 0.2 mm<sup>2</sup> - 10 mm<sup>2</sup>, AWG: 24 - 8, width: 8.2 mm, color: gray, mounting type: NS 35/7,5, NS 35/15, NS 32


### Your advantages

- ✓ All universal terminal blocks in the UK... series can also be used in the Ex e area according to IEC/EN 60079 as standard
- ✓ The corresponding EC-type examination numbers for Ex approval can be found in the technical connection data

RoHS



### Key Commercial Data

Packing unit	1 pc
Minimum order quantity	50 pc
GTIN	 4 017918 090821
GTIN	4017918090821
Weight per Piece (excluding packing)	14.000 g
Custom tariff number	85369010
Country of origin	India

### Technical data

#### General

Number of levels	1
Number of connections	2
Potentials	1
Nominal cross section	6 mm <sup>2</sup>
Color	gray
Insulating material	PA
Flammability rating according to UL 94	V0

## Feed-through terminal block - UK 6 N - 3004524

### Technical data

#### General

Rated surge voltage	8 kV
Degree of pollution	3
Overvoltage category	III
Insulating material group	I
Maximum power dissipation for nominal condition	1.31 W
Designation	Level 1 above 1 below 1
Maximum load current	57 A (with 10 mm <sup>2</sup> conductor cross section)
Nominal current I <sub>N</sub>	41 A
Nominal voltage U <sub>N</sub>	800 V
Open side panel	Yes
Shock protection test specification	IEC 60529:2013-08
Back of the hand protection	guaranteed
Finger protection	guaranteed
Result of surge voltage test	Test passed
Surge voltage test setpoint	9.8 kV
Result of power-frequency withstand voltage test	Test passed
Power frequency withstand voltage setpoint	2 kV
Result of the test for mechanical stability of terminal points (5 x conductor connection)	Test passed
Result of bending test	Test performed
Bending test rotation speed	10 rpm
Bending test turns	135
Bending test conductor cross section/weight	0.2 mm <sup>2</sup> / 0.2 kg
	6 mm <sup>2</sup> / 1.4 kg
	10 mm <sup>2</sup> / 2 kg
Tensile test result	Test passed
Conductor cross section tensile test	0.2 mm <sup>2</sup>
Tractive force setpoint	10 N
Conductor cross section tensile test	6 mm <sup>2</sup>
Tractive force setpoint	80 N
Conductor cross section tensile test	10 mm <sup>2</sup>
Tractive force setpoint	90 N
Result of tight fit on support	Test passed
Tight fit on carrier	NS 32/NS 35
Setpoint	5 N
Result of voltage-drop test	Test passed
Requirements, voltage drop	≤ 3.2 mV

# Feed-through terminal block - UK 6 N - 3004524

## Technical data

### General

Result of temperature-rise test	Test passed
Short circuit stability result	Test passed
Conductor cross section short circuit testing	6 mm <sup>2</sup>
Short-time current	0.72 kA
Result of thermal test	Test passed
Ageing test for screwless modular terminal block temperature cycles	192
Proof of thermal characteristics (needle flame) effective duration	30 s
Test specification, oscillation, broadband noise	DIN EN 50155 (VDE 0115-200):2008-03
Test spectrum	Service life test category 2, bogie-mounted
Test frequency	f <sub>1</sub> = 5 Hz to f <sub>2</sub> = 250 Hz
ASD level	6.12 (m/s <sup>2</sup> ) <sup>2</sup> /Hz
Acceleration	3.12 g
Test duration per axis	5 h
Test directions	X-, Y- and Z-axis
Test specification, shock test	DIN EN 50155 (VDE 0115-200):2008-03
Shock form	Semi-sinusoidal
Acceleration	30g
Shock duration	18 ms
Number of shocks per direction	3
Test directions	X-, Y- and Z-axis (pos. and neg.)
Relative insulation material temperature index (Elec., UL 746 B)	130 °C
Temperature index of insulation material (DIN EN 60216-1 (VDE 0304-21))	130 °C
Static insulating material application in cold	-60 °C
Behavior in fire for rail vehicles (DIN 5510-2)	Test passed
Flame test method (DIN EN 60695-11-10)	V0
Oxygen index (DIN EN ISO 4589-2)	>32 %
NF F16-101, NF F10-102 Class I	2
NF F16-101, NF F10-102 Class F	2
Surface flammability NFPA 130 (ASTM E 162)	passed
Specific optical density of smoke NFPA 130 (ASTM E 662)	passed
Smoke gas toxicity NFPA 130 (SMP 800C)	passed
Calorimetric heat release NFPA 130 (ASTM E 1354)	28 MJ/kg
Fire protection for rail vehicles (DIN EN 45545-2) R22	HL 1 - HL 3
Fire protection for rail vehicles (DIN EN 45545-2) R23	HL 1 - HL 3
Fire protection for rail vehicles (DIN EN 45545-2) R24	HL 1 - HL 3
Fire protection for rail vehicles (DIN EN 45545-2) R26	HL 1 - HL 3

### Dimensions

## Feed-through terminal block - UK 6 N - 3004524

### Technical data

#### Dimensions

Width	8.2 mm
End cover width	1.8 mm
Length	42.5 mm
Height NS 35/7,5	47 mm
Height NS 35/15	54.5 mm
Height NS 32	52 mm

#### Connection data

Connection method	Screw connection
Screw thread	M4
Stripping length	10 mm
Tightening torque, min	1.5 Nm
Tightening torque max	1.8 Nm
Connection in acc. with standard	IEC 60947-7-1
Conductor cross section solid min.	0.2 mm <sup>2</sup>
Conductor cross section solid max.	10 mm <sup>2</sup>
Conductor cross section AWG min.	24
Conductor cross section AWG max.	8
Conductor cross section flexible min.	0.2 mm <sup>2</sup>
Conductor cross section flexible max.	6 mm <sup>2</sup>
Min. AWG conductor cross section, flexible	24
Max. AWG conductor cross section, flexible	12
Conductor cross section flexible, with ferrule without plastic sleeve min.	0.25 mm <sup>2</sup>
Conductor cross section flexible, with ferrule without plastic sleeve max.	6 mm <sup>2</sup>
Conductor cross section flexible, with ferrule with plastic sleeve min.	0.25 mm <sup>2</sup>
Conductor cross section flexible, with ferrule with plastic sleeve max.	6 mm <sup>2</sup>
Cross section with insertion bridge, solid max.	4 mm <sup>2</sup>
Cross section with insertion bridge, stranded max.	4 mm <sup>2</sup>
2 conductors with same cross section, solid min.	0.2 mm <sup>2</sup>
2 conductors with same cross section, solid max.	2.5 mm <sup>2</sup>
2 conductors with same cross section, stranded min.	0.2 mm <sup>2</sup>
2 conductors with same cross section, stranded max.	2.5 mm <sup>2</sup>
2 conductors with same cross section, stranded, TWIN ferrules with plastic sleeve, min.	0.5 mm <sup>2</sup>
2 conductors with same cross section, stranded, TWIN ferrules with plastic sleeve, max.	4 mm <sup>2</sup>
2 conductors with same cross section, stranded, ferrules without plastic sleeve, min.	0.25 mm <sup>2</sup>

# Feed-through terminal block - UK 6 N - 3004524

## Technical data

### Connection data

2 conductors with same cross section, stranded, ferrules without plastic sleeve, max.	1.5 mm <sup>2</sup>
Connection in acc. with standard	IEC/EN 60079-7
Conductor cross section solid min.	0.2 mm <sup>2</sup>
Conductor cross section solid max.	10 mm <sup>2</sup>
Conductor cross section AWG min.	24
Conductor cross section AWG max.	8
Conductor cross section flexible min.	0.2 mm <sup>2</sup>
Conductor cross section flexible max.	6 mm <sup>2</sup>
Internal cylindrical gage	A5

### Standards and Regulations

Connection in acc. with standard	CSA
	IEC 60947-7-1
Flammability rating according to UL 94	V0
Fire protection for rail vehicles (DIN EN 45545-2) R22	HL 1 - HL 3
Fire protection for rail vehicles (DIN EN 45545-2) R23	HL 1 - HL 3
Fire protection for rail vehicles (DIN EN 45545-2) R24	HL 1 - HL 3
Fire protection for rail vehicles (DIN EN 45545-2) R26	HL 1 - HL 3

### Environmental Product Compliance

	Lead 7439-92-1
China RoHS	Environmentally Friendly Use Period = 50
	For details about hazardous substances go to tab "Downloads", Category "Manufacturer's declaration"

## Drawings

Circuit diagram



## Classifications

eCl@ss

eCl@ss 4.0	27141100
eCl@ss 4.1	27141100
eCl@ss 5.0	27141100

# Feed-through terminal block - UK 6 N - 3004524

## Classifications

### eCl@ss

eCl@ss 5.1	27141100
eCl@ss 6.0	27141100
eCl@ss 7.0	27141120
eCl@ss 8.0	27141120
eCl@ss 9.0	27141120

### ETIM

ETIM 2.0	EC000897
ETIM 3.0	EC000897
ETIM 4.0	EC000897
ETIM 5.0	EC000897
ETIM 6.0	EC000897
ETIM 7.0	EC000897

### UNSPSC

UNSPSC 6.01	30211811
UNSPSC 7.0901	39121410
UNSPSC 11	39121410
UNSPSC 12.01	39121410
UNSPSC 13.2	39121410

## Approvals

### Approvals

#### Approvals

DNV GL / LR / CSA / LR / KR / NK / UL Recognized / KEMA-KEUR / cUL Recognized / IECCEB Scheme / EAC / RS / cULus Recognized

#### Ex Approvals


IECEX / ATEX / UL Recognized / cUL Recognized / GL / EAC Ex / cULus Recognized


### Approval details

DNV GL		<a href="https://approvalfinder.dnvgl.com/">https://approvalfinder.dnvgl.com/</a>	TAE00001CT
--------	--	---	------------

## Feed-through terminal block - UK 6 N - 3004524

### Approvals


LR		<a href="http://www.lr.org/en">http://www.lr.org/en</a>	96/20013
Nominal voltage UN		800 V	
Nominal current IN		41 A	
mm <sup>2</sup> /AWG/kcmil		6	

CSA		<a href="http://www.csagroup.org/services-industries/product-listing/">http://www.csagroup.org/services-industries/product-listing/</a>	13631
Nominal voltage UN		600 V	
Nominal current IN		50 A	
mm <sup>2</sup> /AWG/kcmil		26-8	

LR		<a href="http://www.lr.org/en">http://www.lr.org/en</a>	96/20013
----	---	---	----------


KR		<a href="http://www.krs.co.kr/eng/main/main.aspx">http://www.krs.co.kr/eng/main/main.aspx</a>	HMB17372-EL001
----	---	---	----------------


NK		<a href="http://www.classnk.or.jp/hp/en/">http://www.classnk.or.jp/hp/en/</a>	09 ME 141
----	---	---	-----------


UL Recognized		<a href="http://database.ul.com/cgi-bin/XYV/template/LISEXT/1FRAME/index.htm">http://database.ul.com/cgi-bin/XYV/template/LISEXT/1FRAME/index.htm</a>	FILE E 60425
Nominal voltage UN		B 600 V	C 600 V
Nominal current IN		50 A	50 A
mm <sup>2</sup> /AWG/kcmil		26-8	26-8


# Feed-through terminal block - UK 6 N - 3004524

## Approvals

KEMA-KEUR		<a href="http://www.dekra-certification.com">http://www.dekra-certification.com</a>	71-102523
Nominal voltage UN		800 V	
Nominal current IN		41 A	
mm <sup>2</sup> /AWG/kcmil		6	

cUL Recognized		<a href="http://database.ul.com/cgi-bin/XYV/template/LISEXT/1FRAME/index.htm">http://database.ul.com/cgi-bin/XYV/template/LISEXT/1FRAME/index.htm</a>	FILE E 60425
		B	C
Nominal voltage UN	600 V	600 V	600 V
Nominal current IN	50 A	50 A	50 A
mm <sup>2</sup> /AWG/kcmil	26-8	26-8	26-8

IECEE CB Scheme		<a href="http://www.iecee.org/">http://www.iecee.org/</a>	NL-39958_A1
Nominal voltage UN		800 V	
Nominal current IN		41 A	
mm <sup>2</sup> /AWG/kcmil		6	

EAC		RU C- DE.A*30.B.01742
-----	---	--------------------------

RS		<a href="http://www.rs-head.spb.ru/en/index.php">http://www.rs-head.spb.ru/en/index.php</a>	17.00013.272
----	---	---	--------------

cULus Recognized	
------------------	---

## Accessories

## Accessories

## Feed-through terminal block - UK 6 N - 3004524

### Accessories

#### Cover profile

Cover - EA 5-WS - 1024085



Single covers, for covering one terminal block, with black symbol (lightning flash) snap fit, color: transparent/yellow

---

Cover - EA 5 - 1024014



Single covers, color: transparent

---

#### DIN rail

DIN rail perforated - NS 32 PERF 2000MM - 1201002



DIN rail perforated, G profile, width: 32 mm, height: 15 mm, acc. to EN 60715, material: Steel, galvanized, passivated with a thick layer, length: 2000 mm, color: silver

---

DIN rail, unperforated - NS 32 UNPERF 2000MM - 1201015



DIN rail, unperforated, G profile, width: 32 mm, height: 15 mm, acc. to EN 60715, material: Steel, galvanized, passivated with a thick layer, length: 2000 mm, color: silver

---

DIN rail perforated - NS 35/ 7,5 PERF 2000MM - 0801733



DIN rail perforated, Standard profile, width: 35 mm, height: 7.5 mm, acc. to EN 60715, material: Steel, galvanized, passivated with a thick layer, length: 2000 mm, color: silver

## Feed-through terminal block - UK 6 N - 3004524

### Accessories

---

DIN rail, unperforated - NS 35/ 7,5 UNPERF 2000MM - 0801681



DIN rail, unperforated, Standard profile, width: 35 mm, height: 7.5 mm, acc. to EN 60715, material: Steel, galvanized, passivated with a thick layer, length: 2000 mm, color: silver

---

DIN rail perforated - NS 35/ 7,5 WH PERF 2000MM - 1204119



DIN rail perforated, Standard profile, width: 35 mm, height: 7.5 mm, acc. to EN 60715, material: Steel, Galvanized, white passivated, length: 2000 mm, color: silver

---

DIN rail, unperforated - NS 35/ 7,5 WH UNPERF 2000MM - 1204122



DIN rail, unperforated, Standard profile, width: 35 mm, height: 7.5 mm, acc. to EN 60715, material: Steel, Galvanized, white passivated, length: 2000 mm, color: silver

---

DIN rail, unperforated - NS 35/ 7,5 AL UNPERF 2000MM - 0801704



DIN rail, unperforated, Standard profile, width: 35 mm, height: 7.5 mm, acc. to EN 60715, material: Aluminum, uncoated, length: 2000 mm, color: silver

---

DIN rail perforated - NS 35/ 7,5 ZN PERF 2000MM - 1206421



DIN rail perforated, Standard profile, width: 35 mm, height: 7.5 mm, acc. to EN 60715, material: Steel, galvanized, length: 2000 mm, color: silver

---

## Feed-through terminal block - UK 6 N - 3004524

### Accessories

DIN rail, unperforated - NS 35/ 7,5 ZN UNPERF 2000MM - 1206434



DIN rail, unperforated, Standard profile, width: 35 mm, height: 7.5 mm, acc. to EN 60715, material: Steel, galvanized, length: 2000 mm, color: silver

DIN rail, unperforated - NS 35/ 7,5 CU UNPERF 2000MM - 0801762



DIN rail, unperforated, Standard profile, width: 35 mm, height: 7.5 mm, acc. to EN 60715, material: Copper, uncoated, length: 2000 mm, color: copper-colored

End cap - NS 35/ 7,5 CAP - 1206560



DIN rail end piece, for DIN rail NS 35/7.5

DIN rail perforated - NS 35/15 PERF 2000MM - 1201730



DIN rail perforated, Standard profile, width: 35 mm, height: 15 mm, similar to EN 60715, material: Steel, galvanized, passivated with a thick layer, length: 2000 mm, color: silver

DIN rail, unperforated - NS 35/15 UNPERF 2000MM - 1201714



DIN rail, unperforated, Standard profile, width: 35 mm, height: 15 mm, similar to EN 60715, material: Steel, galvanized, passivated with a thick layer, length: 2000 mm, color: silver

## Feed-through terminal block - UK 6 N - 3004524

### Accessories

DIN rail perforated - NS 35/15 WH PERF 2000MM - 0806602



DIN rail perforated, Standard profile, width: 35 mm, height: 15 mm, similar to EN 60715, material: Steel, Galvanized, white passivated, length: 2000 mm, color: silver

---

DIN rail, unperforated - NS 35/15 WH UNPERF 2000MM - 1204135



DIN rail, unperforated, Standard profile, width: 35 mm, height: 15 mm, similar to EN 60715, material: Steel, Galvanized, white passivated, length: 2000 mm, color: silver

---

DIN rail, unperforated - NS 35/15 AL UNPERF 2000MM - 1201756



DIN rail, unperforated, Standard profile, width: 35 mm, height: 15 mm, similar to EN 60715, material: Aluminum, uncoated, length: 2000 mm, color: silver

---

DIN rail perforated - NS 35/15 ZN PERF 2000MM - 1206599



DIN rail perforated, Standard profile, width: 35 mm, height: 15 mm, similar to EN 60715, material: Steel, galvanized, length: 2000 mm, color: silver

---

DIN rail, unperforated - NS 35/15 ZN UNPERF 2000MM - 1206586



DIN rail, unperforated, Standard profile, width: 35 mm, height: 15 mm, similar to EN 60715, material: Steel, galvanized, length: 2000 mm, color: silver

---

## Feed-through terminal block - UK 6 N - 3004524

### Accessories

DIN rail, unperforated - NS 35/15 CU UNPERF 2000MM - 1201895



DIN rail, unperforated, Standard profile, width: 35 mm, height: 15 mm, similar to EN 60715, material: Copper, uncoated, length: 2000 mm, color: copper-colored

---

End cap - NS 35/15 CAP - 1206573



DIN rail end piece, for DIN rail NS 35/15

---

DIN rail, unperforated - NS 35/15-2,3 UNPERF 2000MM - 1201798



DIN rail, unperforated, Standard profile 2.3 mm, width: 35 mm, height: 15 mm, acc. to EN 60715, material: Steel, galvanized, passivated with a thick layer, length: 2000 mm, color: silver

---

### End block

End clamp - CLIPFIX 35 - 3022218



Quick mounting end clamp for NS 35/7,5 DIN rail or NS 35/15 DIN rail, with marking option, width: 9.5 mm, color: gray

---

End clamp - CLIPFIX 35-5 - 3022276



Quick mounting end clamp for NS 35/7,5 DIN rail or NS 35/15 DIN rail, with marking option, with parking option for FBS...5, FBS...6, KSS 5, KSS 6, width: 5.15 mm, color: gray

---

## Feed-through terminal block - UK 6 N - 3004524

### Accessories

End clamp - E/NS 35 N - 0800886



End clamp, width: 9.5 mm, color: gray

---

End clamp - E/UK - 1201442



End clamp, width: 9.5 mm, height: 35.3 mm, material: PA, length: 50.5 mm, Mounting on a DIN rail NS 32 or NS 35, color: gray

---

End clamp - E/UK 1 - 1201413



End clamps, for supporting the ends of double-level and three-level terminal blocks, width: 10 mm, color: gray

---

End cover

End cover - D-UK 4/10 - 3003020



End cover, length: 42.5 mm, width: 1.8 mm, height: 35.9 mm, color: gray

---

Insertion bridge

Insertion bridge - EB 2- 8 - 0202154



Insertion bridge, pitch: 8 mm, number of positions: 2, color: gray

## Feed-through terminal block - UK 6 N - 3004524

### Accessories

---

Insertion bridge - EB 3- 8 - 0202141



Insertion bridge, pitch: 8 mm, number of positions: 3, color: gray

---

Insertion bridge - EB 4- 8 - 0202142



Insertion bridge, pitch: 8 mm, number of positions: 4, color: gray

---

Insertion bridge - EB 10- 8 - 0202138



Insertion bridge, pitch: 8 mm, number of positions: 10, color: gray

---

Insertion bridge - EB 1/3/5/7-8 - 3072340



Insertion bridge, pitch: 16.4 mm, length: 24 mm, width: 55.4 mm, number of positions: 4, pin assignment: 1, 3, 5, 7, color: gray

---

Insertion bridge - EB 1/3/5-8 - 3072341



Insertion bridge, pitch: 16.4 mm, length: 24 mm, width: 39 mm, number of positions: 3, pin assignment: 1,3,5, color: gray

---

Insulating sleeve

## Feed-through terminal block - UK 6 N - 3004524

### Accessories

Bridge bar isolator - IS-K 10 - 1303337



Bridge bar isolator, color: gray

---

Insulating sleeve - PS-IH WH - 0311566



Insulating sleeve, color: white

---

Insulating sleeve - PS-IH RD - 0311579



Insulating sleeve, color: red

---

Insulating sleeve - PS-IH BU - 0311582



Insulating sleeve, color: blue

---

Insulating sleeve - PS-IH YE - 0311595



Insulating sleeve, color: yellow

---

## Feed-through terminal block - UK 6 N - 3004524

### Accessories

Insulating sleeve - PS-IH GN - 0311605



Insulating sleeve, color: green

---

Insulating sleeve - PS-IH GY - 0311621



Insulating sleeve, color: gray

---

Insulating sleeve - PS-IH BK - 0311634



Insulating sleeve, color: black

---

Insulating sleeve - PS-IH VT - 0311618



Insulating sleeve, color: violet

---

### Labeled terminal marker

Zack marker strip - ZB 8 CUS - 0825011



Zack marker strip, can be ordered: Strip, white, labeled according to customer specifications, mounting type: snap into tall marker groove, for terminal block width: 8.2 mm, lettering field size: 10.5 x 8.15 mm, Number of individual labels: 10

---

## Feed-through terminal block - UK 6 N - 3004524

### Accessories

#### Marker for terminal blocks - UC-TM 8 CUS - 0824597



Marker for terminal blocks, can be ordered: by sheet, white, labeled according to customer specifications, mounting type: snap into tall marker groove, for terminal block width: 8.2 mm, lettering field size: 7.6 x 10.5 mm, Number of individual labels: 56

#### Marker for terminal blocks - UCT-TM 8 CUS - 0829616



Marker for terminal blocks, can be ordered: by sheet, white, labeled according to customer specifications, mounting type: snap into tall marker groove, for terminal block width: 8.2 mm, lettering field size: 7.6 x 10.5 mm, Number of individual labels: 42

#### Zack marker strip - ZB 8,LGS:FORTL.ZAHLEN - 1052015



Zack marker strip, Strip, white, labeled, can be labeled with: CMS-P1-PLOTTER, printed horizontally: consecutive numbers 1 ... 10, 11 ... 20, etc. up to 491 ... 500, mounting type: snap into tall marker groove, for terminal block width: 8.2 mm, lettering field size: 10.5 x 8.15 mm, Number of individual labels: 10

#### Zack marker strip - ZB 8,QR:FORTL.ZAHLEN - 1052028



Zack marker strip, Strip, white, labeled, can be labeled with: CMS-P1-PLOTTER, Printed vertically: consecutive numbers 1 ... 10, 11 ... 20, etc. up to 91 ... 100, mounting type: snap into tall marker groove, for terminal block width: 8.2 mm, lettering field size: 10.5 x 8.15 mm, Number of individual labels: 10

#### Marker for terminal blocks - ZB 8,LGS:L1-N,PE - 1052413



Marker for terminal blocks, Strip, white, labeled, can be labeled with: CMS-P1-PLOTTER, Horizontal: L1, L2, L3, N, PE, L1, L2, L3, N, PE, mounting type: snap into tall marker groove, for terminal block width: 8.2 mm, lettering field size: 10.5 x 8.15 mm, Number of individual labels: 10

### Partition plate

## Feed-through terminal block - UK 6 N - 3004524

### Accessories

Separating plate - TS-K - 1302215



Separating plate, length: 22 mm, width: 0.5 mm, height: 22 mm, color: gray

---

Partition plate - ATP-UK - 3003224



Partition plate, length: 56 mm, width: 1.5 mm, height: 45.7 mm, color: gray

---

### Screw bridge

Jumper - ISSBI 10- 8 - 0301534



Jumper, pitch: 8 mm, number of positions: 10, color: silver

---

Fixed bridge - FBI 2- 8 - 0200020



Fixed bridge, pitch: 8 mm, number of positions: 2, color: silver

---

Fixed bridge - FBI 3- 8 - 0200059



Fixed bridge, pitch: 8 mm, number of positions: 3, color: silver

---

## Feed-through terminal block - UK 6 N - 3004524

### Accessories

Fixed bridge - FBI 4- 8 - 0200046



Fixed bridge, pitch: 8 mm, number of positions: 4, color: silver

---

Fixed bridge - FBI 10- 8 - 0203263



Fixed bridge, pitch: 8 mm, number of positions: 10, color: silver

---

Fixed bridge - FBI 10- 8-EX - 0711700



Fixed bridge, pitch: 8 mm, number of positions: 10, color: silver

---

Fixed bridge - FB 2- 8-EX - 3029224



Fixed bridge, pitch: 8 mm, number of positions: 2, color: silver

---

Fixed bridge - FB 4- 8 - 0202183



Fixed bridge, number of positions: 4, color: silver

---

## Feed-through terminal block - UK 6 N - 3004524

### Accessories

Fixed bridge - FB 10- 8 - 0202170



Fixed bridge, pitch: 8 mm, number of positions: 10, color: silver

---

Fixed bridge - FB 10- 8-EX - 3003185



Fixed bridge, pitch: 8 mm, number of positions: 10, color: silver

---

### Screwdriver tools

Screwdriver - SZS 1,0X4,0 VDE - 1205066



Screwdriver, slot-headed, VDE insulated, size: 1.0 x 4.0 x 100 mm, 2-component grip, with non-slip grip

---

### Short-circuit connector

Short-circuit connector - KSS 8 - 0311540



Short-circuit connector, pitch: 8 mm, number of positions: 2, color: black

---

### Switching jumper

## Feed-through terminal block - UK 6 N - 3004524

### Accessories

Switching jumper - SB 2- 8/13 N - 0200062



Switching jumper, pitch: 13 mm, number of positions: 2, color: silver

---

### Terminal marking

Zack marker strip - ZB 8:UNBEDRUCKT - 1052002



Zack marker strip, Strip, white, unlabeled, can be labeled with: CMS-P1-PLOTTER, PLOTMARK, mounting type: snap into tall marker groove, for terminal block width: 8.2 mm, lettering field size: 10.5 x 8.15 mm, Number of individual labels: 10

---

Marker for terminal blocks - UC-TM 8 - 0818072



Marker for terminal blocks, Sheet, white, unlabeled, can be labeled with: BLUEMARK ID COLOR, BLUEMARK ID, BLUEMARK CLED, PLOTMARK, CMS-P1-PLOTTER, mounting type: snap into tall marker groove, for terminal block width: 8.2 mm, lettering field size: 7.6 x 10.5 mm, Number of individual labels: 56

---

Marker for terminal blocks - UCT-TM 8 - 0828740



Marker for terminal blocks, Sheet, white, unlabeled, can be labeled with: TOPMARK NEO, TOPMARK LASER, BLUEMARK ID COLOR, BLUEMARK ID, BLUEMARK CLED, THERMOMARK PRIME, THERMOMARK CARD 2.0, THERMOMARK CARD, mounting type: snap into tall marker groove, for terminal block width: 8.2 mm, lettering field size: 7.6 x 10.5 mm, Number of individual labels: 42

---

### Test plug terminal block

Test plugs - PS-MT - 0311647



Test plugs, color: silver

## Feed-through terminal block - UK 6 N - 3004524

### Accessories

---

#### Test socket

Female test connector - PSBJ 4/15/6 FARBLOS - 0303419



Female test connector, color: transparent

---

Female test connector - PSBJ 4/15/6 WH - 0303312



Female test connector, color: white

---

Female test connector - PSBJ 4/15/6 RD - 0303325



Female test connector, color: red

---

Female test connector - PSBJ 4/15/6 BU - 0303354



Female test connector, color: blue

---

Female test connector - PSBJ 4/15/6 YE - 0303367



Female test connector, color: yellow

---

## Feed-through terminal block - UK 6 N - 3004524

### Accessories

Female test connector - PSBJ 4/15/6 GN - 0303370



Female test connector, color: green

---

Female test connector - PSBJ 4/15/6 VT - 0303383



Female test connector, color: violet

---

Female test connector - PSBJ 4/15/6 GY - 0303396



Female test connector, color: gray

---

Female test connector - PSBJ 4/15/6 BK - 0303406



Female test connector, color: black

---

Female test connector - PSB 4/7/6 - 0303299



Female test connector, color: silver

---

Warning label printed

## Feed-through terminal block - UK 6 N - 3004524

### Accessories

Warning label - WS 5- 8 - 1004416

Warning plate, with 2 plastic screws, across 5 terminal blocks, pitch 8 mm



---

Warning label - WS 4- 8 - 1004212

Warning plate, with 2 plastic screws, across 4 terminal blocks, pitch 8 mm



---

Warning label - WS 3- 8 - 1004128

Warning plate, with 2 plastic screws, across 3 terminal blocks, pitch 8 mm



---

Phoenix Contact 2019 © - all rights reserved  
<http://www.phoenixcontact.com>