



Product list

Machine Safety - Jokab Safety products

Power and productivity
for a better world™

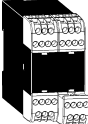
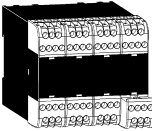


Contents


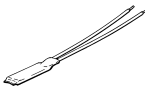
Programmable Safety Controller	3	Control devices	20
Pluto	3	Safeball – One hand devices	20
Accessories for Programmable Safety Controllers	3	Safeball – Two hand devices	20
		JSHD – Top units	20
AS-interface	5	JSHD – Bottom part	21
Pluto AS-i	5	JSHD – Three position device and button	21
AS-i adaption units for safety inputs	5	Fox	23
AS-i integrated safety sensors	5	Accessories for Control Devices	23
Accessories for AS-interface	6		
		Emergency stops and Pilot devices	25
Safety Controller Vital and Tina Units	7	Inca	25
Vital	7	Smile	25
Tina	7	Accessories for Smile and INCA	26
		Emergency stop EStrongZ and Grab wire safety switch LineStrong	26
Safety relays	8		
Safety relay – RT-series	8	Accessories, connectors and cables	31
Safety relay – JSB-series	8		
Safety timers	9	Fencing System Quick-Guard	33
Expansion relays	9	Aluminium profiles	33
		Fixing	34
Optical Safety Devices	10	Fixing for switches	35
Light curtains Orion	10	Door components	35
Light grids Orion	11	Express sections height 2000 and 2200	37
Spot	11	Express sections height 1400	38
Orion Wet	11	Cover and list	39
Orion Stand	12	Surfaces and fixations	39
Mirrors for Orion	12	Accessories - Fencing system Quick-Guard	40
Lens protection Orion Shield	12		
Accessories for Orion	12		
Accessories for Focus	13		
Accessories for Spot	14		
Sensors, switches and locks	15		
Eden - Non - contact safety sensor	15		
Accessories for Eden - Non - contact safety sensor	15		
MKey - Interlock Switch	15		
Sense - Magnetic Switch	16		
Magne – Magnetic process lock	17		
Dalton – Process lock	17		
Knox – Safety and process lock	18		
Accessories for process lock	19		

Programmable Safety Controller

Pluto

IMAGES	DESIGNATION	ARTICLE NUMBER	DESCRIPTION
	Pluto A20 v2	2TLA020070R4500	Safety PLC with Pluto safety bus. Totally 20 I/O: 8 failsafe inputs + 8 non-failsafe outputs/failsafe inputs + 2 individually failsafe relay outputs + 2 individually failsafe transistor outputs. Current monitoring on Q16 + Q17.
	Pluto S20 v2	2TLA020070R4700	Safety PLC. Totally 20 I/O: 8 failsafe inputs + 8 non-failsafe outputs/failsafe inputs + 2 individually failsafe relay outputs + 2 individually failsafe transistor outputs. (Without Pluto safety bus).
	Pluto B20 v2	2TLA020070R4600	Safety PLC with Pluto safety bus. Totally 20 I/O: 8 failsafe inputs + 8 non-failsafe outputs/failsafe inputs + 2 individually failsafe relay outputs + 2 individually failsafe transistor outputs.
	Pluto B22	2TLA020070R4800	Safety PLC with Pluto safety bus. Totally 22 I/O: 14 failsafe inputs + 8 non-failsafe outputs/failsafe inputs. (Without Pluto safety outputs)
	Pluto D20	2TLA020070R6400	Safety PLC with Pluto safety bus and analogue inputs. Totally 20 I/O: 4 combined failsafe analogue and digital inputs + 4 failsafe inputs + 8 non-failsafe outputs/failsafe inputs + 2 individually failsafe relay outputs + 2 individually failsafe transistor outputs. Analogue input range 0-10V/4-20mA.
	Pluto O2	2TLA020070R8500	Safety PLC with Pluto safety bus. Safety output module. Totally 6 I/O: 2 Failsafe inputs for monitoring + 2 non-failsafe outputs/failsafe inputs + 2 individually failsafe relay outputs (with 3 contacts each).
	Pluto B46 v2	2TLA020070R1700	Safety PLC with Pluto safety bus. Totally 46 I/O: 24 failsafe inputs + 16 non-failsafe outputs/failsafe inputs + 4 individually failsafe relay outputs + 2 individually failsafe transistor outputs.
	Pluto S46 v2	2TLA020070R1800	Safety PLC. Totally 46 I/O: 24 failsafe inputs + 16 non-failsafe outputs/failsafe inputs + 4 individually failsafe relay outputs + 2 individually failsafe transistor outputs. (Without Pluto safety bus).
	Pluto D45	2TLA020070R6600	Safety PLC with Pluto safety bus and analogue inputs. Totally 45 I/O: 8 combined failsafe analogue and digital inputs + 16 failsafe inputs + 15 non-failsafe outputs/failsafe inputs + 4 individually failsafe relay outputs + 2 individually failsafe transistor outputs. Analogue input range 0-10V/4-20mA.

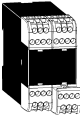
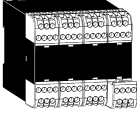
Accessories for Programmable Safety Controllers

IMAGES	DESIGNATION	ARTICLE NUMBER	DESCRIPTION
	Gate-P2 Pluto Gateway PROFIBUS-DP	2TLA020071R8000	Gateway for 2-way communication between the Pluto bus and Profibus.
	Gate-C2 Pluto Gateway CANopen	2TLA020071R8100	Gateway for 2-way communication between the Pluto bus and CANopen.
	Gate-D2 Pluto Gateway DeviceNet	2TLA020071R8200	Gateway for 2-way communication between the Pluto bus and DeviceNet.
	Gate-EIP Pluto Gateway EtherNet	2TLA020071R9000	Gateway for 2-way communication between the Pluto bus and Ethernet. Ethernet protocol EtherNet I/P
	Gate-EC Pluto Gateway EtherCAT	2TLA020071R9100	Gateway for 2-way communication between the Pluto bus and Ethernet. Ethernet protocol EtherCAT
	Gate-S3 Pluto Gateway Sercos III	2TLA020071R9200	Gateway for 2-way communication between the Pluto bus and Ethernet. Ethernet protocol SERCOS III
	Gate-PN Pluto Gateway PROFINET	2TLA020071R9300	Gateway for 2-way communication between the Pluto bus and Ethernet. Ethernet protocol PROFINET
	Gate-MT Pluto Gateway Modbus TCP	2TLA020071R9400	Gateway for 2-way communication between the Pluto bus and Ethernet. Ethernet protocol Modbus TCP
	IDFIX-R	2TLA020070R2000	Identifier, read only. For assigning Pluto an address on the Pluto bus. The IDFIX number is fixed by delivery.
	IDFIX-RW	2TLA020070R2100	Identifier, read/write. For assigning Pluto an address on the Pluto bus. The IDFIX number is programmable.
	IDFIX DATA	2TLA020070R2300	Identifier, read/write and AS-i safety codes. For assigning Pluto an address on the Pluto bus and storage of AS-i safety codes. The IDFIX number is programmable. Intended for Pluto AS-i and B42 AS-i but can be used for all Pluto types.
	IDFIX-PROG 2k5	2TLA020070R2400	External program memory, 2.5 kbyte. For projects with only one Pluto the memory can store the PLC program. Can also be used to give Pluto AS-i a specific address.
	IDFIX-PROG 10k	2TLA020070R2600	External program memory, 10 kbyte. For projects with only one Pluto the memory can store the PLC program. Can also be used to give Pluto AS-i a specific address.
R-120	2TLA020070R2200	Terminating resistor for Pluto bus.	








	Pluto programming cable	2TLA020070R5600	Cable for connecting PC serial port to Pluto for programming and on-line monitoring. 9-pole D-sub connector to straight modbus contact.
	Pluto communication cable for HMI	2TLA020070R5700	Cable for connecting HMI-panel to Pluto programming port. Connector at HMI-side: 15-pole D-sub, Pluto side: 90 degrees angled modbus contact.
	Pluto programming cable USB	2TLA020070R5800	For connecting PC, USB port to Pluto for programming and on-line monitoring.
	CAN-Bus cable 1 x 2 x 0.75 mm²	2TLA020070R6800	CAN-Bus cable, yellow, 1 x 2 x 0.75 mm ² . UL & CSA approved.
	Absolute encoder RSA 597 w. connector	2TLA020070R3600	Absolute encoder RSA 597, single turn, connector, 10mm shaft.
	Absolute encoder RSA 698 multi-turn	2TLA020070R3700	Absolute encoder RSA 698, multi-turn, M12 connector, 10 mm shaft.
	Absolute encoder RSA 597 w. 1.5 m cable	2TLA020070R3300	Absolute encoder RSA 597, single turn, 1.5 m cable, 10 mm shaft.
	Absolute encoder RHA 597 w. 2 m cable	2TLA020070R3400	Absolute encoder RHA 597, single turn, 2 m cable, hollow shaft, 12 mm hole.
	Absolute encoder RHA 597 w. 10 m cable	2TLA020070R5900	Absolute encoder RHA 597, single turn, 10 m cable, hollow shaft, 12 mm hole.
	Absolute encoder RSA 698 multi-turn 6 mm shaft	2TLA020071R7800	Absolute encoder RSA 698, multi-turn, M12 connector, 6 mm shaft.
	Absolute encoder RHA 698 multi-turn hollow shaft	2TLA020071R7900	Absolute encoder RHA 698, multi-turn, M12 connector, hollow shaft, 12 mm hole.
	Connector for absolute encoder	2TLA020070R3900	Connector for absolute encoder RSA 597 with connector.
	M12-C01 CAN-Termination	2TLA020061R0300	M12 connector plug with termination resistor for encoders
	Pluto kommunikationskabel för CP600 HMI	2TLA020070R6900	Cable for connecting HMI-panel ABB CP600 to Pluto programming port. Connector at HMI-side: 9-pole D-sub
	Pluto kommunikationskabel för CP400 HMI	2TLA020070R6700	Cable for connecting HMI-panel ABB CP400 to Pluto programming port. Connector at HMI-side: 9-pole D-sub

AS-interface

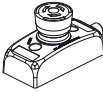
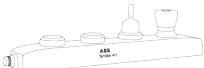


Pluto AS-i


IMAGES	DESIGNATION	ARTICLE NUMBER	DESCRIPTION
	Pluto AS-i v2	2TLA020070R1100	Safety PLC with AS-i bus and Pluto safety bus. Totally 12 I/O: 4 failsafe inputs + 4 non-failsafe outputs/failsafe inputs + 2 individual failsafe relay outputs + 2 individual failsafe transistor outputs.
	Pluto B42 AS-i	2TLA020070R1400	Safety PLC with AS-i bus and Pluto safety bus. Totally 42 I/O: 20 failsafe inputs + 16 non-failsafe outputs/failsafe inputs + 4 individually failsafe relay outputs + 2 individually failsafe transistor outputs.

AS-i adaption units for safety inputs

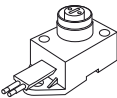

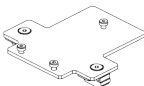


IMAGES	DESIGNATION	ARTICLE NUMBER	DESCRIPTION
	URAX-A1	2TLA020072R0000	Safe input slave for AS-i bus with 1 safe input for dynamic sensors + 1 non-safe output.
	URAX-A1R	2TLA020072R0100	Safe input slave for AS-i bus with 1 safe input for dynamic sensors + 1 non-safe output. Input for local reset.
	URAX-B1R	2TLA020072R0200	Safe input slave for AS-i bus with 1 safe input for dynamic sensors + 3 non-safe outputs. Input for local reset.
	URAX-C1	2TLA020072R0300	Safe input slave for AS-i bus with 2 safe inputs for devices with dual channel contacts.
	URAX-C1R	2TLA020072R0400	Safe input slave for AS-i bus with 2 safe inputs for devices with dual channel contacts. Input for local reset.
	URAX-D1R	2TLA020072R0500	Safe input slave for AS-i bus with 1 safe dual channel input for safety devices with transistor outputs (OSSD) + 3 non-safe outputs. Input for local reset.
	URAX-E1	2TLA020072R0600	Safe input slave for AS-i bus with safe inputs for two-hand control devices according to EN 574 type IIIC.

AS-i integrated safety sensors

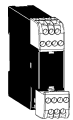

IMAGES	DESIGNATION	ARTICLE NUMBER	DESCRIPTION
	Smile 11 EA AS-i	2TLA030052R0000	Emergency stop in Smile enclosure, adapted for AS-i system, programmable status LED in button, 1 x M12 5-pin male connector.
	Smile 41 WWWA AS-i	2TLA030056R0000	Push button box according to Smile design with 4 buttons. The box is adapted for AS-i system. The buttons have programmable status LED in button. Connection via a M12 5-pin male connector.
	Smile 41 EWWWA AS-i	2TLA030056R0100	Push button box according to Smile design with 4 buttons, one of which is an emergency stop. The box is adapted for AS-i system. The buttons have programmable status LED in button. Connection via a M12 5-pin male connector.
	Smile 41 EKWWA AS-i	2TLA030056R0200	Push button box according to Smile design with 4 buttons, one of which is an emergency stop and another a safe key switch. The box is adapted for AS-i system. The buttons have programmable status LED in button. Connection via a M12 5-pin male connector.
	JSHD4-2-AF-A	2TLA019995R0700	Three-position device incl. LEDs, front button and top button with M12 connection (4 poles) and 2 AS-i nodes (for front and top button) and Anti-tamper PCB.
	Eva AS-i	2TLA020051R8000	Eva actuator for use with Adam AS-i sensors in the Eden sensor system, IP69K, yellow, 4 pcs of DA2 spacer rings are included.


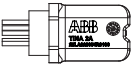



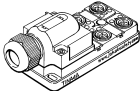
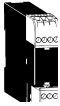
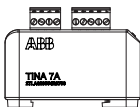
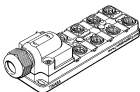

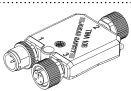
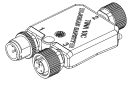
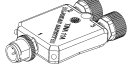

	Adam AS-i M12	2TLA020051R6000	Adam safety sensor unit with a fixed M12 male connector, AS-i node, IP69K, yellow, 4 pcs of DA1 protection plate and 4 pcs of DA2 spacer rings are included.
---	----------------------	-----------------	--

Accessories for AS-interface

IMAGES	DESIGNATION	ARTICLE NUMBER	DESCRIPTION
	AS-i T-connector with M12	2TLA020073R0000	Flat cable connector to M12 5-pole.
	AS-i Splitter box	2TLA020073R0300	Flat cable splitter. Makes it possible to make T-connections and also possible to extend cables.
	JSM D25 Bracket for URAX/FLEX	2TLA020072R9800	Bracket including fasteners for URAX mounting on ABB Jokab Safety fence system.
	URAX/FLEX Bottom Plate	2TLA020072R9900	URAX Bottom Plate.
	JSAUR1 M12 plug	2TLA020073R0100	Auto reset plug for URAX-R.
	M12-CT0214 Transfer cable 8->5 pol. Tina 4/8 and Urax	2TLA020060R0100	Transfer cable, 20 cm 5/8 × 0.34 mm ² + screen with straight M12 8-pole female + 5-pole male connectors. Screen connected to pin7 (0VDC) on male connector. Can be used for connection of Dalton to URAX or Tina4/8.

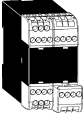
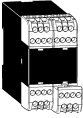
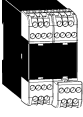
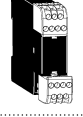
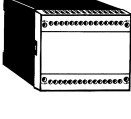
Safety Controller Vital and Tina Units

Vital			
IMAGES	DESIGNATION	ARTICLE NUMBER	DESCRIPTION
	Vital 1	2TLA020052R1000	Safety module with one single channel input for dynamic sensors. Relay outputs 2NO.
	Vital 2	2TLA020070R4300	Safety module with two single channel inputs for dynamic sensors.
	Vital 3	2TLA020070R4400	Safety module with one single channel input for dynamic sensors, and one dual channel input for closing switches.

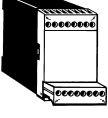
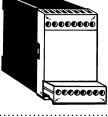
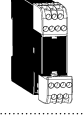
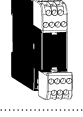
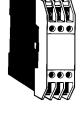
Tina			
IMAGES	DESIGNATION	ARTICLE NUMBER	DESCRIPTION
	Tina 1A	2TLA020054R0000	Tina 1A is a device that is designed for use with the connection block Tina 4A or 8A, where it is used as a blind plug in unused M12 connection.
	Tina 2A	2TLA020054R0100	Adaption unit for dynamic circuits. Tina 2A is with M20 fitting for connection of emergency stops and other safety devices having a suitable combination of potential free contacts.
	Tina 2B	2TLA020054R1100	Adaption unit for dynamic circuits. Tina 2B with cable for internal assembly in emergency stops and other safety sensors with potential free contacts.
	Tina 3A	2TLA020054R0200	Adaption unit for dynamic circuits. Tina 3A with M12 connection and M20 fitting for use with emergency stop and other safety sensors with potential free contacts.
	Tina 3Aps	2TLA020054R1400	Adaption unit for dynamic circuits. Tina 3A with M12 connection and M20 fitting for use with emergency stop and other safety sensors with potential free contacts. Ps-version is with connection for 24VDC and 0VDC.
	Tina 4A	2TLA020054R0300	Connection block with adaption unit for dynamic circuits. Four M12 5-pole connectors for sensor input. Each sensors information status can be wired separately. Cable connection diameter range: 7–12 mm.
	Tina 5A ver G	2TLA020054R1900	Bypass unit for dynamic units with supervision of the bypass lamp.
	Tina 7A	2TLA020054R0700	Adaption unit for dynamic circuits. Tina 7A for installation on DIN rails in Electrical cabinets. Electrical connection via detachable terminal blocks. Tina 7A is used for emergency stops in the same Electrical cabinet.
	Tina 8A	2TLA020054R0500	Connection block with adaption unit for dynamic circuits. Eight M12 5-pole connectors for sensor input. Each sensors information status can be wired separately. Cable connection diameter range: 7–12 mm.
	Tina 10A	2TLA020054R1200	Adaption unit were OSSD outputs (PNP) from Focus II can be transformed for dynamic circuits.
	Tina 10B	2TLA020054R1300	Adaption unit were OSSD outputs (PNP) from Focus II can be transformed for dynamic circuits. Tina 10B has an extra M12 connector were a reset unit like FMI-1B can be connected (reset, a reset lamp and power off).
	Tina 10C	2TLA020054R1600	Adaption unit were OSSD outputs (PNP) from Focus II can be transformed for dynamic circuits. Tina 10C has an extra M12 connector were a the light protections transmitter can be connected (For power).
	Tina 11A	2TLA020054R1700	Connection block with adaption unit for dynamic circuits. Two M12 5-pole connectors for sensor input.
	Tina 12A	2TLA020054R1800	Connection block with adaption unit for dynamic circuits. Two M12 8-pole connectors for sensor input. For example Dalton and Magne locks.

Safety relays

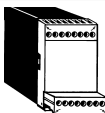
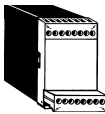
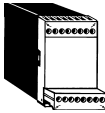
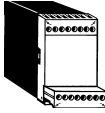
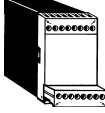
Safety relay - RT-series

IMAGES	DESIGNATION	ARTICLE NUMBER	DESCRIPTION
	RT6 24 VDC Safety relay	2TLA010026R0000	A universal safety relay for several safety applications. Relay outputs 3NO / 1NC.
	RT6 24 VAC Safety relay	2TLA010026R0200	A universal safety relay for several safety applications. Relay outputs 3NO / 1NC.
	RT6 115 VAC Safety relay	2TLA010026R0400	A universal safety relay for several safety applications. Relay outputs 3NO / 1NC.
	RT6 230 VAC Safety relay	2TLA010026R0500	A universal safety relay for several safety applications. Relay outputs 3NO / 1NC.
	RT7A 1.5s 24 VDC Safety relay	2TLA010028R2000	A universal safety relay for several safety applications. 2 delayed outputs of 1.5 sec. Relay outputs 2NO / 2NO / 1NC.
	RT7A 1.5s 24 VAC Safety relay	2TLA010028R2200	A universal safety relay for several safety applications. 2 delayed outputs of 1.5 sec. Relay outputs 2NO / 2NO / 1NC.
	RT7A 1.5s 115 VAC Safety relay	2TLA010028R2400	A universal safety relay for several safety applications. 2 delayed outputs of 1.5 sec. Relay outputs 2NO / 2NO / 1NC.
	RT7A 1.5s 230 VAC Safety relay	2TLA010028R2500	A universal safety relay for several safety applications. 2 delayed outputs of 1.5 sec. Relay outputs 2NO / 2NO / 1NC.
	RT7B 3s 24 VDC Safety relay	2TLA010028R1000	A universal safety relay for several safety applications. 2 delayed outputs of 3 sec. Relay outputs 2NO / 2NO / 1NC.
	RT7B 3s 115 VAC Safety relay	2TLA010028R1400	A universal safety relay for several safety applications. 2 delayed outputs of 3 sec. Relay outputs 2NO / 2NO / 1NC.
	RT7B 3s 230 VAC Safety relay	2TLA010028R1500	A universal safety relay for several safety applications. 2 delayed outputs of 3 sec. Relay outputs 2NO / 2NO / 1NC.
	RT9 24 VDC Safety relay	2TLA010029R0000	A universal safety relay for several safety applications. Relay outputs 2NO.
	JSBRT11 24 VDC Safety relay	2TLA010025R0000	A flexible safety relay with many outputs. Relay outputs 7NO / 2NC.
	JSBRT11 115 VAC Safety relay	2TLA010025R0400	A flexible safety relay with many outputs. Relay outputs 7NO / 2NC.
	JSBRT11 230 VAC Safety relay	2TLA010025R0500	A flexible safety relay with many outputs. Relay outputs 7NO / 2NC.

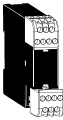
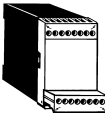
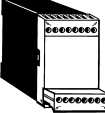

Safety relay – JSB-series

IMAGES	DESIGNATION	ARTICLE NUMBER	DESCRIPTION
	JSBR4 24 VDC Safety relay	2TLA010002R0000	Safety relay for two hand device and many other safety products. Power supply 24 VDC. Relay outputs 3NO / 1NC.
	JSBR4 24 VAC Safety relay	2TLA010002R0200	Safety relay for two hand device and many other safety products. Power supply 24 VAC. Relay outputs 3NO / 1NC.
	JSBR4 115 VAC Safety relay	2TLA010002R0400	Safety relay for two hand device and many other safety products. Relay outputs 3NO / 1NC.
	JSBR4 230 VAC Safety relay	2TLA010002R0500	Safety relay for two hand device and many other safety products. Relay outputs 3NO / 1NC.
	JSBT4 24 VDC Safety relay	2TLA010004R0000	Safety relay with synchronised dual input channels Relay outputs 3NO / 1NC.
	BT50 24 VDC Safety relay	2TLA010033R0000	Safety relay/expansion relay. Relay outputs 3NO / 1NC.
	BT50T 24 VDC Safety relay	2TLA010033R1000	Safety relay/expansion relay. Time delay 0-1.5 sec. Relay outputs: 4NO.
	BT51 24 VDC Safety relay	2TLA010033R2000	Safety relay/expansion relay. Relay outputs 4NO.
	BT51T 24 VDC Safety relay	2TLA010033R3000	Safety relay/expansion relay. Time delay 0-1.5 sec. Relay outputs: 3NO / 1NC.
	JSBT5 24 VAC/VDC Safety relay	2TLA010005R0100	Single channel and "dual" channel safety relay. Relay outputs 3NO / 1NC.
	JSBT5 12 VDC Safety relay	2TLA010005R0700	Single channel and "dual" channel safety relay. Relay outputs 3NO / 1NC.
	JSBT5T 24 VAC/VDC Safety relay	2TLA010005R1100	Single channel and "dual" channel safety relay. Relay outputs 3NO / 1NC.

Safety timers



IMAGES	DESIGNATION	ARTICLE NUMBER	DESCRIPTION
	JSHT1A 24 VDC Time module	2TLA010011R0000	Safety timer for time reset and time bypassing. Hardwired time selection 5-20 sec. Relay outputs 1NO + 1NO.
	JSHT1B 24 VDC Time module	2TLA010011R1000	Safety timer for time reset and time bypassing. Hardwired time selection 5-40 sec. Relay Outputs 1NO + 1NO.
	JSHT2A 24 VDC Time module	2TLA010012R0000	Safety timer for time bypassing and inching. Hardwired time selection 0.2-1 sec. Relay Outputs 1NO + 1NO.
	JSHT2B 24 VDC Time module	2TLA010012R1000	Safety timer for time bypassing and inching. Hardwired time selection 5-20 sec. Relay Outputs 1NO + 1NO.
	JSHT2C 24 VDC Time module	2TLA010012R2000	Safety timer for time bypassing and inching. Hardwired time selection 05-40 sec. Relay Outputs 1NO + 1NO.

Expansion relays



IMAGES	DESIGNATION	ARTICLE NUMBER	DESCRIPTION
	E1T 0s 24 VDC Expansion relay	2TLA010030R0000	Safety expansion relay - for expanding the outputs of safety relays. Time delay 0 sec. Relay outputs 4NO.
	E1T 0.5s 24 VDC Expansion relay	2TLA010030R1000	Safety expansion relay - for expanding the outputs of safety relays. Time delay 0.5 sec. Relay outputs 4NO.
	E1T 1s 24 VDC Expansion relay	2TLA010030R2000	Safety expansion relay - for expanding the outputs of safety relays. Time delay 1 sec. Relay outputs 4NO.
	E1T 1.5s 24 VDC Expansion relay	2TLA010030R3000	Safety expansion relay - for expanding the outputs of safety relays. Time delay 1.5 sec. Relay outputs 4NO.
	E1T 2s 24 VDC Expansion relay	2TLA010030R4000	Safety expansion relay - for expanding the outputs of safety relays. Time delay 2 sec. Relay outputs 4NO.
	E1T 3s 24 VDC Expansion relay	2TLA010030R5000	Safety expansion relay - for expanding the outputs of safety relays. Time delay 3 sec. Relay outputs 4NO.
	JSR1T 0s 24 VDC Expansion relay	2TLA010015R0000	Safety expansion relay - for expanding the outputs of safety relays. Time delay 0 sec. Relay outputs 4NO / 1NC.
	JSR1T 1.5s 24 VDC Expansion relay	2TLA010015R0500	Safety expansion relay - for expanding the outputs of safety relays. Time delay 1.5 sec. Relay outputs 4NO / 1NC.
	JSR1T 8s 24 VDC Expansion relay	2TLA010015R0600	Safety expansion relay - for expanding the outputs of safety relays. Time delay 8 sec. Relay outputs 4NO / 1NC.
	JSR1T 0.5s 24 VDC Expansion relay	2TLA010015R1000	Safety expansion relay - for expanding the outputs of safety relays. Time delay 0.5 sec. Relay outputs 4NO / 1NC.
	JSR1T 10s 24 VDC Expansion relay	2TLA010015R2000	Safety expansion relay - for expanding the outputs of safety relays. Time delay 10 sec. Relay outputs 4NO / 1NC.
	JSR1T 1s 24 VDC Expansion relay	2TLA010015R3000	Safety expansion relay - for expanding the outputs of safety relays. Time delay 1 sec. Relay outputs 4NO / 1NC.
	JSR1T 2s 24 VDC Expansion relay	2TLA010015R4000	Safety expansion relay - for expanding the outputs of safety relays. Time delay 2 sec. Relay outputs 4NO / 1NC.
	JSR1T 3s 24 VDC Expansion relay	2TLA010015R5000	Safety expansion relay - for expanding the outputs of safety relays. Time delay 3 sec. Relay outputs 4NO / 1NC.
	JSR1T 5s 24 VDC Expansion relay	2TLA010015R6000	Safety expansion relay - for expanding the outputs of safety relays. Time delay 5 sec. Relay outputs 4NO / 1NC.
		JSR2A 24 VAC/VDC Expansion relay	2TLA010027R0100
JSR2A 115 VAC Expansion relay		2TLA010027R0400	Expansions relay for more outputs. Higher switching capacity. Up to 10 amps per output. Relay outputs 3NO / 1NC.
JSR2A 230 VAC Expansion relay		2TLA010027R0500	Expansions relay for more outputs. Higher switching capacity. Up to 10 amps per output. Relay outputs 3NO / 1NC.
	JSR3T 24 VAC/VDC Expansion relay	2TLA010017R0100	Safety expansion relay for safe delayed outputs. Hardwire Selectable Delay 0.5 - 10.0 sec. Relay Outputs 1NO + 1NO.

Optical Safety Devices


Light curtains Orion

IMAGES	DESIGNATION	ARTICLE NUMBER	DESCRIPTION	
	Orion1-4-14-015-B	2TLA022300R0000	Orion1 Base Transmitter + Receiver - R = 14 mm - H = 150 mm	
	Orion1-4-14-030-B	2TLA022300R0100	Orion1 Base Transmitter + Receiver - R = 14 mm - H = 300 mm	
	Orion1-4-14-045-B	2TLA022300R0200	Orion1 Base Transmitter + Receiver - R = 14 mm - H = 450 mm	
	Orion1-4-14-060-B	2TLA022300R0300	Orion1 Base Transmitter + Receiver - R = 14 mm - H = 600 mm	
	Orion1-4-14-075-B	2TLA022300R0400	Orion1 Base Transmitter + Receiver - R = 14 mm - H = 750 mm	
	Orion1-4-14-090-B	2TLA022300R0500	Orion1 Base Transmitter + Receiver - R = 14 mm - H = 900 mm	
	Orion1-4-14-105-B	2TLA022300R0600	Orion1 Base Transmitter + Receiver - R = 14 mm - H = 1050 mm	
	Orion1-4-14-120-B	2TLA022300R0700	Orion1 Base Transmitter + Receiver - R = 14 mm - H = 1200 mm	
	Orion1-4-14-135-B	2TLA022300R0800	Orion1 Base Transmitter + Receiver - R = 14 mm - H = 1350 mm	
	Orion1-4-14-150-B	2TLA022300R0900	Orion1 Base Transmitter + Receiver - R = 14 mm - H = 1500 mm	
	Orion1-4-14-165-B	2TLA022300R1000	Orion1 Base Transmitter + Receiver - R = 14 mm - H = 1650 mm	
	Orion1-4-14-180-B	2TLA022300R1100	Orion1 Base Transmitter + Receiver - R = 14 mm - H = 1800 mm	
	Orion1-4-30-015-B	2TLA022302R0000	Orion1 Base Transmitter + Receiver - R = 30 mm - H = 150 mm	
	Orion1-4-30-030-B	2TLA022302R0100	Orion1 Base Transmitter + Receiver - R = 30 mm - H = 300 mm	
	Orion1-4-30-045-B	2TLA022302R0200	Orion1 Base Transmitter + Receiver - R = 30 mm - H = 450 mm	
	Orion1-4-30-060-B	2TLA022302R0300	Orion1 Base Transmitter + Receiver - R = 30 mm - H = 600 mm	
	Orion1-4-30-075-B	2TLA022302R0400	Orion1 Base Transmitter + Receiver - R = 30 mm - H = 750 mm	
	Orion1-4-30-090-B	2TLA022302R0500	Orion1 Base Transmitter + Receiver - R = 30 mm - H = 900 mm	
	Orion1-4-30-105-B	2TLA022302R0600	Orion1 Base Transmitter + Receiver - R = 30 mm - H = 1050 mm	
	Orion1-4-30-120-B	2TLA022302R0700	Orion1 Base Transmitter + Receiver - R = 30 mm - H = 1200 mm	
	Orion1-4-30-135-B	2TLA022302R0800	Orion1 Base Transmitter + Receiver - R = 30 mm - H = 1350 mm	
	Orion1-4-30-150-B	2TLA022302R0900	Orion1 Base Transmitter + Receiver - R = 30 mm - H = 1500 mm	
	Orion1-4-30-165-B	2TLA022302R1000	Orion1 Base Transmitter + Receiver - R = 30 mm - H = 1650 mm	
	Orion1-4-30-180-B	2TLA022302R1100	Orion1 Base Transmitter + Receiver - R = 30 mm - H = 1800 mm	
		Orion1-4-14-030-E	2TLA022301R0100	Orion1 Extended Transmitter + Receiver - R = 14 mm - H = 300 mm
		Orion1-4-14-045-E	2TLA022301R0200	Orion1 Extended Transmitter + Receiver - R = 14 mm - H = 450 mm
		Orion1-4-14-060-E	2TLA022301R0300	Orion1 Extended Transmitter + Receiver - R = 14 mm - H = 600 mm
		Orion1-4-14-075-E	2TLA022301R0400	Orion1 Extended Transmitter + Receiver - R = 14 mm - H = 750 mm
		Orion1-4-14-090-E	2TLA022301R0500	Orion1 Extended Transmitter + Receiver - R = 14 mm - H = 900 mm
		Orion1-4-14-105-E	2TLA022301R0600	Orion1 Extended Transmitter + Receiver - R = 14 mm - H = 1050 mm
Orion1-4-14-120-E		2TLA022301R0700	Orion1 Extended Transmitter + Receiver - R = 14 mm - H = 1200 mm	
Orion1-4-14-135-E		2TLA022301R0800	Orion1 Extended Transmitter + Receiver - R = 14 mm - H = 1350 mm	
Orion1-4-14-150-E		2TLA022301R0900	Orion1 Extended Transmitter + Receiver - R = 14 mm - H = 1500 mm	
Orion1-4-14-165-E		2TLA022301R1000	Orion1 Extended Transmitter + Receiver - R = 14 mm - H = 1650 mm	
Orion1-4-14-180-E		2TLA022301R1100	Orion1 Extended Transmitter + Receiver - R = 14 mm - H = 1800 mm	
Orion1-4-30-030-E		2TLA022303R0100	Orion1 Extended Transmitter + Receiver - R = 30 mm - H = 300 mm	
Orion1-4-30-045-E		2TLA022303R0200	Orion1 Extended Transmitter + Receiver - R = 30 mm - H = 450 mm	
Orion1-4-30-060-E		2TLA022303R0300	Orion1 Extended Transmitter + Receiver - R = 30 mm - H = 600 mm	
Orion1-4-30-075-E		2TLA022303R0400	Orion1 Extended Transmitter + Receiver - R = 30 mm - H = 750 mm	
Orion1-4-30-090-E		2TLA022303R0500	Orion1 Extended Transmitter + Receiver - R = 30 mm - H = 900 mm	
Orion1-4-30-105-E		2TLA022303R0600	Orion1 Extended Transmitter + Receiver - R = 30 mm - H = 1050 mm	
Orion1-4-30-120-E		2TLA022303R0700	Orion1 Extended Transmitter + Receiver - R = 30 mm - H = 1200 mm	
Orion1-4-30-135-E		2TLA022303R0800	Orion1 Extended Transmitter + Receiver - R = 30 mm - H = 1350 mm	
Orion1-4-30-150-E		2TLA022303R0900	Orion1 Extended Transmitter + Receiver - R = 30 mm - H = 1500 mm	
Orion1-4-30-165-E		2TLA022303R1000	Orion1 Extended Transmitter + Receiver - R = 30 mm - H = 1650 mm	
Orion1-4-30-180-E		2TLA022303R1100	Orion1 Extended Transmitter + Receiver - R = 30 mm - H = 1800 mm	


Light grids Orion

IMAGES	DESIGNATION	ARTICLE NUMBER	DESCRIPTION
	Orion2-4-K2-050-B	2TLA022304R0000	Orion2 Base Transmitter + Receiver - 2 beams - H = 500 mm
	Orion2-4-K3-080-B	2TLA022304R0100	Orion2 Base Transmitter + Receiver - 3 beams - H = 800 mm
	Orion2-4-K4-090-B	2TLA022304R0200	Orion2 Base Transmitter + Receiver - 4 beams - H = 900 mm
	Orion2-4-K4-120-B	2TLA022304R0300	Orion2 Base Transmitter + Receiver - 4 beams - H = 1200 mm
	Orion2-4-K2-050-E	2TLA022305R0000	Orion2 Extended Transmitter + Receiver - 2 beams - H = 500 mm
	Orion2-4-K3-080-E	2TLA022305R0100	Orion2 Extended Transmitter + Receiver - 3 beams - H = 800 mm
	Orion2-4-K4-090-E	2TLA022305R0200	Orion2 Extended Transmitter + Receiver - 4 beams - H = 900 mm
	Orion2-4-K4-120-E	2TLA022305R0300	Orion2 Extended Transmitter + Receiver - 4 beams - H = 1200 mm
	Orion3-4-K1C-050-B	2TLA022306R0000	Orion3 Base - Active unit - 2 beams - H = 500 mm
	Orion3-4-K2C-080-B	2TLA022306R0100	Orion3 Base - Active unit - 3 beams - H = 800 mm
	Orion3-4-K2C-090-B	2TLA022306R0200	Orion3 Base - Active unit - 4 beams - H = 900 mm
	Orion3-4-K2C-120-B	2TLA022306R0300	Orion3 Base - Active unit - 4 beams - H = 1200 mm
	Orion3-4-M1C-050	2TLA022306R1000	Orion3 Base - Passive unit (mirror) - H = 500 mm
	Orion3-4-M2C-080	2TLA022306R1100	Orion3 Base - Passive unit (mirror) - H = 800 mm
	Orion3-4-M2C-090	2TLA022306R1300	Orion3 Base - Passive unit (mirror) - H = 900 mm
	Orion3-4-M2C-120	2TLA022306R1400	Orion3 Base - Passive unit (mirror) - H = 1200 mm
	Orion3-4-K1C-050-E	2TLA022307R0000	Orion3 Extended - Active unit - 2 beams - H = 500 mm
	Orion3-4-K2C-080-E	2TLA022307R0100	Orion3 Extended - Active unit - 3 beams - H = 800 mm
	Orion3-4-K2C-090-E	2TLA022307R0200	Orion3 Extended - Active unit - 4 beams - H = 900 mm
	Orion3-4-K2C-120-E	2TLA022307R0300	Orion3 Extended - Active unit - 4 beams - H = 1200 mm
	Orion3-4-M1C-050	2TLA022306R1000	Orion3 Extended - Passive unit (mirror) - H = 500 mm
	Orion3-4-M2C-080	2TLA022306R1100	Orion3 Extended - Passive unit (mirror) - H = 800 mm
	Orion3-4-M2C-090	2TLA022306R1300	Orion3 Extended - Passive unit (mirror) - H = 900 mm
	Orion3-4-M2C-120	2TLA022306R1400	Orion3 Extended - Passive unit (mirror) - H = 1200 mm


Spot

IMAGES	DESIGNATION	ARTICLE NUMBER	DESCRIPTION
	Spot 10 T/R	2TLA020009R0600	Safety light beam for up to 10 m distance. M18 steel casing with M12 connector.



Orion Wet

IMAGES	DESIGNATION	ARTICLE NUMBER	DESCRIPTION
	Orion WET-015	2TLA022313R0000	Protective tube for corresponding Orion1 Base. H = 150 mm
	Orion WET-030	2TLA022313R0100	Protective tube for corresponding Orion1 Base. H = 300 mm
	Orion WET-045	2TLA022313R0200	Protective tube for corresponding Orion1 Base. H = 450 mm
	Orion WET-060	2TLA022313R0300	Protective tube for corresponding Orion1 Base. H = 600 mm
	Orion WET-075	2TLA022313R0400	Protective tube for corresponding Orion1 Base. H = 750 mm
	Orion WET-090	2TLA022313R0500	Protective tube for corresponding Orion1 Base. H = 900 mm
	Orion WET-105	2TLA022313R0600	Protective tube for corresponding Orion1 Base. H = 1050 mm
	Orion WET-120	2TLA022313R0700	Protective tube for corresponding Orion1 Base. H = 1200 mm
	Orion WET-135	2TLA022313R0800	Protective tube for corresponding Orion1 Base. H = 1350 mm
	Orion WET-150	2TLA022313R0900	Protective tube for corresponding Orion1 Base. H = 1500 mm
	Orion WET-165	2TLA022313R1000	Protective tube for corresponding Orion1 Base. H = 1650 mm
	Orion WET-180	2TLA022313R1100	Protective tube for corresponding Orion1 Base. H = 1800 mm
	Orion WET-K050	2TLA022313R3000	Protective tube for corresponding Orion2. H = 500 mm
	Orion WET-K080	2TLA022313R3100	Protective tube for corresponding Orion2. H = 800 mm
	Orion WET-K090	2TLA022313R3200	Protective tube for corresponding Orion2. H = 900 mm
	Orion WET-K120	2TLA022313R3300	Protective tube for corresponding Orion2. H = 1200 mm


Orion Stand

IMAGES	DESIGNATION	ARTICLE NUMBER	DESCRIPTION
	Orion Stand 060	2TLA022312R0000	Height 600 mm. Fits Orion1 Mirror 060 and shorter.
	Orion Stand 100	2TLA022312R0100	Height 1000 mm. Fits Orion1 Mirror 090 and shorter
	Orion Stand 120	2TLA022312R0200	Height 1200 mm. Fits Orion1 Mirror 120 and shorter.
	Orion Stand 165	2TLA022312R0300	Height 1650 mm. Fits Orion1 Mirror 165 and shorter.
	Orion Stand 190	2TLA022312R0400	Height 1900 mm. Fits Orion1 Mirror 190 and shorter.
	JSM Orion06	2TLA022310R0400	Kit for mounting of Orion1 & Orion2 in Stand (4 pieces)
JSM Orion07	2TLA022310R0500	Kit for mounting of Orion1 & Orion2 in Stand (6 pieces)	
JSM Orion08	2TLA022310R0600	Kit for mounting of Orion3 in Stand (4 pieces)	
JSM Orion09	2TLA022310R0700	Kit for mounting of Orion3 in Stand (6 pieces)	
JSM Orion11	2TLA022310R0900	Kit for mounting of Orion1 Mirror in Stand	
Orion Stand Plate	2TLA022312R5000	Orion Plate kit for adjustment of protective stand	


Mirrors for Orion



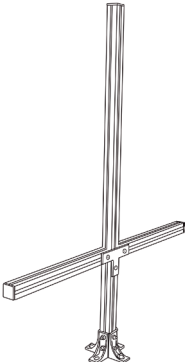
IMAGES	DESIGNATION	ARTICLE NUMBER	DESCRIPTION
	Orion1 Mirror 060	2TLA022311R0100	Can be used up to Orion1-4-xx-045-x
	Orion1 Mirror 090	2TLA022311R0200	Can be used up to Orion1-4-xx-075-x
	Orion1 Mirror 120	2TLA022311R0300	Can be used up to Orion1-4-xx-105-x
	Orion1 Mirror 165	2TLA022311R0400	Can be used up to Orion1-4-xx-150-x
	Orion1 Mirror 190	2TLA022311R0500	Can be used up to Orion1-4-xx-180-x
	Orion Mirror K050	2TLA022312R1000	Used with Orion2-4-K2-050-B/E and Orion3-4-K1C-050-B/E. Height 1000 mm.
	Orion Mirror K080	2TLA022312R1100	Used with Orion2-4-K3-080-B/E and Orion3-4-K2C-080-B/E. Height 1200 mm.
	Orion Mirror K090	2TLA022312R1200	Used with Orion2-4-K4-090-B/E and Orion3-4-K2C-090-B/E. Height 1650 mm.
	Orion Mirror K120	2TLA022312R1300	Used with Orion2-4-K4-120-B/E and Orion3-4-K2C-120-B/E. Height 1650 mm.

Lens protection Orion Shield

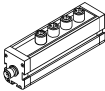
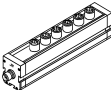
IMAGES	DESIGNATION	ARTICLE NUMBER	DESCRIPTION
	Orion Shield-015	2TLA022313R5000	Lens shield for Orion1-4-xx-015-B
	Orion Shield-030	2TLA022313R5100	Lens shield for Orion1-4-xx-030-B
	Orion Shield-045	2TLA022313R5200	Lens shield for Orion1-4-xx-045-B
	Orion Shield-060	2TLA022313R5300	Lens shield for Orion1-4-xx-060-B
	Orion Shield-075	2TLA022313R5400	Lens shield for Orion1-4-xx-075-B
	Orion Shield-090	2TLA022313R5500	Lens shield for Orion1-4-xx-090-B
	Orion Shield-105	2TLA022313R5600	Lens shield for Orion1-4-xx-105-B
	Orion Shield-120	2TLA022313R5700	Lens shield for Orion1-4-xx-120-B
	Orion Shield-135	2TLA022313R5800	Lens shield for Orion1-4-xx-135-B
	Orion Shield-150	2TLA022313R5900	Lens shield for Orion1-4-xx-150-B
	Orion Shield-165	2TLA022313R6000	Lens shield for Orion1-4-xx-165-B
	Orion Shield-180	2TLA022313R6100	Lens shield for Orion1-4-xx-180-B
	Orion Shield-K050	2TLA022313R8000	Lens shield for Orion2-4-K2-050-B
	Orion Shield-K080	2TLA022313R8100	Lens shield for Orion2-4-K3-080-B
	Orion Shield-K090	2TLA022313R8200	Lens shield for Orion2-4-K4-090-B
	Orion Shield-K120	2TLA022313R8300	Lens shield for Orion2-4-K4-120-B


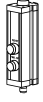

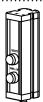

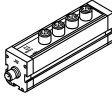
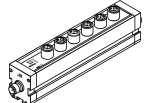

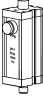
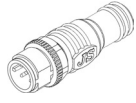
Accessories for Orion

IMAGES	DESIGNATION	ARTICLE NUMBER	DESCRIPTION
	Orion TP-14	2TLA022310R5200	Orion Test Piece 14 mm
	Orion TP-30	2TLA022310R5300	Orion Test Piece 30 mm
	Orion Laser	2TLA022310R5000	Orion Laser pointer
	JSM Orion01	2TLA022310R0000	4 standard brackets for Orion1 & Orion2
	JSM Orion02	2TLA022310R1000	4 standard brackets for Orion3





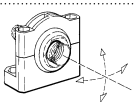
	JSM Orion03	2TLA022310R0100	4 rotation brackets for Orion1 Base
	JSM Orion04	2TLA022310R0200	4 rotation brackets for Orion2
	JSM Orion05	2TLA022310R0300	4 rotation brackets for Orion3
	JSM Orion06	2TLA022310R0400	Kit for mounting of Orion1 & Orion2 in Stand (4 pieces)
	JSM Orion07	2TLA022310R0500	Kit for mounting of Orion1 & Orion2 in Stand (6 pieces)
	JSM Orion08	2TLA022310R0600	Kit for mounting of Orion3 in Stand (4 pieces)
	JSM Orion09	2TLA022310R0700	Kit for mounting of Orion3 in Stand (6 pieces)
	JSM Orion10	2TLA022310R0800	Kit for mounting Orion1 Mirror on a wall
	JSM Orion11	2TLA022310R0900	Kit for mounting of Orion1 Mirror in Stand
	Orion Stand Plate	2TLA022312R5000	Orion Plate kit for adjustment of protective stand
	M12-C02PT2T	2TLA022315R0100	Transmitter cable for Orion1 Extended
	M12-C02PT6RB	2TLA022315R0200	Receiver cable for Orion1 Extended when no muting
	M12-C02PT6RM	2TLA022315R0300	Receiver cable for Orion1 Extended when muting
	PT-C1PT	2TLA022315R1000	Cascade cable for Orion1 Extended, 1 m
	PT-C05PT	2TLA022315R1100	Cascade cable for Orion1 Extended, 0.5 m
	PT-C005PT	2TLA022315R1200	Cascade cable for Orion1 Extended, 0.05 m
	M12-C65	2TLA020056R7200	Straight M12-12 female connector with 6 m shielded cable
	M12-C105	2TLA020056R7300	Straight M12-12 female connector with 10 m shielded cable
	M12-C205	2TLA020056R7500	Straight M12-12 female connector with 20 m shielded cable
	JSMA44-L Post 1000 mm	2TLA040001R0000	Aluminum post 44 x 44, 1000 mm with end cap.
	JSMA44-L Post 1300 mm with feet brackets	2TLA040001R1000	Aluminum post 44 x 44, 1300 mm with 3 pcs feet brackets and end cap.
	JSMA44A-L Post 1100 mm with feet brackets	2TLA040001R1100	Aluminum post 44 x 44, 1100 mm with 3 pcs feet brackets and end cap.
	JSMA44A-LM Post 1100 mm for muting	2TLA040001R1300	Aluminum post 44 x 44, 1100 mm, 2 pcs 500 mm with 3 pcs feet brackets, 2 pcs T-brackets and end cap.
	JSMA44A-LM Post 1300 mm for muting	2TLA040001R1400	Aluminum post 44 x 44, 1300 mm, 2 pcs 500 mm with 3 pcs feet brackets, 2 pcs T-brackets and end cap.

Accessories for Focus

IMAGES	DESIGNATION	ARTICLE NUMBER	DESCRIPTION
	FMC-1	2TLA022042R0000	FMC-1 Focus muting connection unit with 4 connectors. With connectors for muting sensors (A+B), reset, power off and muting lamp (R) and muting lamp (M).
	FMC-2	2TLA022042R1000	FMC-2 Focus muting connection unit with 6 connectors. With connectors for muting sensors (A1, A2+B1, B2), reset, power off and muting lamp (R) and muting lamp (M).




	FMI-1A	2TLA022043R0000	FMI-1A muting lamp unit with M12 connector.
	FMI-1B	2TLA022043R0100	FMI-1B muting lamp unit with reset+lamp, power off button and with M12 connector.
	FMI-1C	2TLA022043R0200	FMI-1C unit with reset+lamp, power off button and M12 connector.
	FMI-1D	2TLA022043R0300	FMI-1D unit with reset+lamp, power off button, muting resistor and M12-connector.
	FMI-1E	2TLA022043R0400	FMI-1E (pre) reset button blue. FMI-1E unit with reset+lamp and M12-connector.
	FMI-1G	2TLA022043R0500	FMI-1G reset+lamp and muting resistor with M12 connector.
	FMC-1 Tina	2TLA022045R0000	FMC-1 Tina Focus connection to Vital or Pluto. 4 connectors for muting. With connectors for muting sensors (A+B), reset, power off and muting lamp (R) and muting lamp (M). Tina unit is for adaption to Vital or Pluto dynamic circuit.
	FMC-2 Tina	2TLA022046R0000	FMC-2 Tina Focus connection to Vital or Pluto. 6 connectors for muting. With connectors for muting sensors (A1, A2+B1, B2), reset, power off and muting lamp (R) and muting lamp (M). Tina unit is for adaption to Vital or Pluto dynamic circuit.
	FRM-1A	2TLA022048R0000	FRM-1A relay unit for Focus II with 8-pin M12-connectors.
	BP-1	2TLA022090R2300	Blanking programming unit for Focus II light curtains.
	JSAP-1	2TLA022070R1000	JSAP-1 Adapter plug including resistor and 2 jumpers.
	Bolt set to Focus II	2TLA022090R0000	Bolt set Focus II. 2 x M6 x 14 stainless steel bolts with washers, plastic washers and lock nuts.

Accessories for Spot






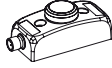
IMAGES	DESIGNATION	ARTICLE NUMBER	DESCRIPTION
	JSM60-L	2TLA040003R0000	JSM60-L Bracket for JSM9 or JSM63. Includes screws for profile.
	JSM62-L	2TLA040004R0000	JSM62-L Bracket for JSM9 for horizontal angling around a machine. Includes screws for profile.
	JSM7A Mirror medium	2TLA040006R0500	Mirror for 0-20 m, adjustable mirror plate. Dimensions: 115 x 80 x 30 mm. Screws for bracket included.
	JSM9 Bracket for mirror	2TLA040007R0000	JSM9 Bracket for mirror.
	JSM64 Bracket with angle possibility for M18	2TLA040007R0200	Adjustable mounting bracket with rotational knuckle for 18 mm barrel style sensors. Example, Spot 10T/R or MUTE R (FSTR1).

Sensors, switches and locks

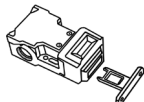
Eden - Non - contact safety sensor

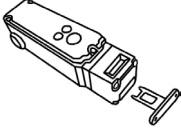
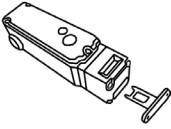
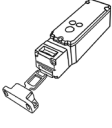
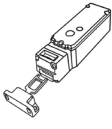





IMAGES	DESIGNATION	ARTICLE NUMBER	DESCRIPTION
	Adam AS-i M12	2TLA020051R6000	Adam safety sensor unit with a fixed M12 male connector, AS-i node, IP69K, yellow, 4pcs of DA 1 protection plate and 4pcs of DA 2B spacer rings are included.
	Eva AS-i	2TLA020051R8000	Eva actuator for use with Adam AS-i sensors in the Eden sensor system, IP69K, yellow, 4pcs of DA2 spacer rings are included.
	Adam DYN-Info 5 M12-5 contact	2TLA020051R5100	Adam safety sensor unit with dynamic signal, information output, fixed 5-pole M12 male connector, IP69K, yellow, 4pcs of DA 1B protection plate and 4pcs of DA 2B spacer rings are included.
	Adam DYN-Reset 5 M12-8 contact	2TLA020051R5300	Adam safety sensor unit with dynamic signal, reset with indication, fixed 5-pole M12 male connector, IP69K, yellow, 4pcs of DA 1B protection plate and 4pcs of DA 2B spacer rings are included.
	Eva General code	2TLA020046R0800	Eva actuator with general code for use with Adam DYN/OSSD sensors in the Eden sensor system, IP69K, yellow, 4pcs of DA 2B spacer rings are included.
	Eva Unique code	2TLA020046R0900	Eva actuator with unique code for use with Adam DYN/OSSD sensors in the Eden sensor system, IP69K, yellow, 4pcs of DA 2B spacer rings are included.
	Adam OSSD-Info M12-5 contact	2TLA020051R5400	Adam safety sensor unit with OSSD signals, information output, fixed 5-pole M12 male connector, IP69K, yellow, 4pcs of DA 1B protection plate and 4pcs of DA 2B spacer rings are included.
	Adam OSSD-Info M12-8 contact	2TLA020051R5700	Adam safety sensor unit with OSSD signals, information output, fixed 8-pole M12 male connector, IP69K, yellow, 4pcs of DA 1B protection plate and 4pcs of DA 2B spacer rings are included.
	Adam OSSD-Reset M12-5 contact	2TLA020051R5600	Adam safety sensor unit with OSSD signals, reset with indication, fixed 5-pole M12 male connector, IP69K, yellow, 4pcs of DA 1B protection plate and 4pcs of DA 2B spacer rings are included.
	Adam OSSD-Reset M12-8 contact	2TLA020051R5900	Adam safety sensor unit with OSSD signals, reset with indication, fixed 8-pole M12 male connector, IP69K, yellow, 4pcs of DA 1B protection plate and 4pcs of DA 2B spacer rings are included.
	Eva General code	2TLA020046R0800	Eva actuator with general code for use with Adam DYN/OSSD sensors in the Eden sensor system, IP69K, yellow, 4pcs of DA 2B spacer rings are included.
Eva Unique code	2TLA020046R0900	Eva actuator with unique code for use with Adam DYN/OSSD sensors in the Eden sensor system, IP69K, yellow, 4pcs of DA 2B spacer rings are included.	

Accessories for Eden - Non - contact safety sensor

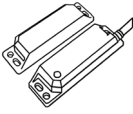
	DA 1B Distance plate	2TLA020053R0700	Protection plate, thickness 2.5 mm, yellow PCB. For Adam M12 and associated Eva. Not suitable for Adam E and Eva E.
	DA 2B Distance ring	2TLA020053R0300	Mounting spacer 4.5 x 8 x 4 mm, in black polyamide, for use with Adam and Eva units (Eden AS-i/Dynamic and OSSD).
	DA 3A Mounting converting plate for Eden E	2TLA020053R0600	Mounting converting plate for Eden E, for use with Adam and Eva units.
	M12 M12 Torque wrench	2TLA020053R0900	Controlled fastening of circular plug connectors with hexagonal head according to specified torque 0,6 Nm. Robust, glass-fibre reinforced plastic combines the high quality hexagonal stainless steel insert with the blade tang of chrome-vanadium-molybdenum steel.
	Safety screw SM4 x 20	2TLA020053R4200	Special safety screw to eliminate risk of manipulation. Length adapted for Adam and Eva. 1 pcs M4 x 20 mm.
	Safety screw SM4 x 25	2TLA020053R4300	Special safety screw to eliminate risk of manipulation. Length adapted for Adam and Eva, E-version. 1 pcs M4 x 25 mm.
	Smile 12 RF	2TLA030053R2600	Reset button in Smile enclosure, adapted for use with Eden DYN-Reset and Eden OSSD-Reset M12 5-pin connector.
	Smile 12 RG	2TLA030053R2700	Reset button in Smile enclosure, adapted for use with Eden DYN-Reset and Eden OSSD-Reset M12 8-pin connector.

MKey - Interlock Switch

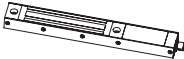

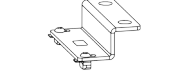





IMAGES	DESIGNATION	ARTICLE NUMBER	DESCRIPTION
	MKey5 - 12N	2TLA050003R0100	Safety interlock switch, 2NC / 1NO, full plastic body, 3 x M20 Conduits entries, 12N holding force, standard key.
	MKey5+ - 40N	2TLA050003R0101	Safety interlock switch, 2NC / 1NO, full plastic body, 3 x M20 Conduits entries, 40N holding force, standard key.
	MKey5 - 12N	2TLA050003R0110	Safety interlock switch, 2NC / 1NO, plastic body, stainless steel head, 3 x M20 Conduits entries, 12N holding force, standard key.
	MKey5+ - 40N	2TLA050003R0111	Safety interlock switch, 2NC / 1NO, plastic body, stainless steel head, 3 x M20 Conduits entries, 40N holding force, standard key.

	MKey8 - 24 VDC	2TLA050011R0132	Safety interlock switch, 2NC + 2NC, die cast housing and spring lock, 3 x M20 Conduits entries, 24 VDC, standard key.
	MKey8Z - 24 VDC	2TLA050011R0122	Safety interlock switch, 2NC + 2NC, stainless steel housing and spring lock, 3 x M20 Conduits entries, 24 VDC, standard key.
	MKey8M - 24 VDC	2TLA050013R0132	Safety interlock switch, 2NC + 2NC, die cast housing and magnetic lock, 3 x M20 Conduits entries, 24 VDC, standard key.
	MKey9 - 24 VDC	2TLA050007R0112	Safety interlock switch, rugged polyester housing and spring lock, stainless steel head, standard key, 1 x M20 Conduits entries, 24 VDC.
	MKey9M - 24 VDC (power to lock)	2TLA050009R0112	Safety interlock switch, rugged polyester housing and electro-magnetic lock, stainless steel head, standard key, 1 x M20 Conduits entries, 24 VDC.
	MKey 4,5 Std. Key Plastic Head	2TLA050040R0201	Standard key to Safety Interlock Switch 4 and 5 with a plastic head (around the key entrance). Stainless steel 316 key.
	MKey 4,5,6,8,9 Std. Key Metal Head	2TLA050040R0202	Standard key to Safety Interlock Switch 4, 5, 6, 8 and 9 with a stainless steel head (around the key entrance). Stainless steel 316 key.
	MKey 4,5,6,8,9 Flat Key	2TLA050040R0220	Flat key to Safety Interlock Switch 4, 5, 6, 8 and 9 with a stainless steel head (around the key entrance). Stainless steel 316 key, plastic shroud.
	MKey 4,5,6 Flex Key Plastic	2TLA050040R0221	Flexible key to Safety Interlock Switch 4, 5 and 6 with a plastic head (around the key entrance). Stainless steel 316 key, plastic housing.
	MKey 4,5,6,8,9 Flex Key Metal	2TLA050040R0203	Flexible key to Safety Interlock Switch 4, 5, 6, 8 and 9 with a stainless steel head (around the key entrance). Stainless steel 316 key, die cast metal housing.
	MKey 6,8,9 SS Flex Key SS	2TLA050040R0204	Flexible key to Safety Interlock Switch 4, 5, 6, 8 and 9 with a stainless steel head (around the key entrance). Stainless steel 316 key, stainless steel housing.

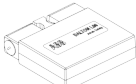


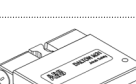

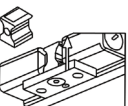
Sense - Magnetic Switch

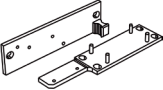
IMAGES	DESIGNATION	ARTICLE NUMBER	DESCRIPTION
	Sense7 2 m cable	2TLA050056R4100	Safety Magnetic Switch, 2NC / 1NO, plastic, LED, 2 m cable.
	Sense7 5 m cable	2TLA050056R5100	Safety Magnetic Switch, 2NC / 1NO, plastic, LED, 5 m cable.
	Sense7 10 m cable	2TLA050056R6100	Safety Magnetic Switch, 2NC / 1NO, plastic, LED, 10 m cable.
	Sense7 Quick-connect	2TLA050056R2100	Safety Magnetic Switch, 2NC / 1NO, plastic, LED, 250 mm cable with M12-contact.
	Sense7Z 5 m cable	2TLA050056R5120	Safety Magnetic Switch, 2NC / 1NO, stainless steel, LED, 5 m cable.
	Sense7Z 10 m cable	2TLA050056R6120	Safety Magnetic Switch, 2NC / 1NO, stainless steel, LED, 10 m cable.
	Sense7Z Quick-connect	2TLA050056R2120	Safety Magnetic Switch, 2NC / 1NO, stainless steel, LED, 250 mm cable with M12 contact.

Magne – Magnetic process lock

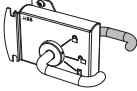
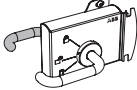
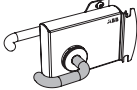
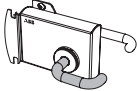
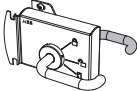
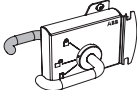
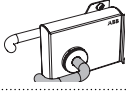
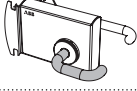




IMAGES	DESIGNATION	ARTICLE NUMBER	DESCRIPTION
	Magne 2A v2	2TLA042022R1600	Magnetic lock with safety sensor. Electro-magnet with 8-pole M12-contact. Anchor plate. Cell rubber. Adam (built-in) + Eva (free) door position sensor.
	Magne 2B v2	2TLA042022R1800	Magnetic lock with indication. Electro-magnet with 8-pole M12-contact. Anchor plate with permanent magnet. Cell rubber. Adam (built-in) + Eva (included) door position sensor.
	Magne 2Ax v2	2TLA042022R1700	Magnetic lock with indication. Electro-magnet with 5-pole M12-contact. Anchor plate. Cell rubber. Adam (built-in) + Eva (included) door position sensor.
	Magne 2Bx v2	2TLA042022R1900	Magnetic lock with indication. Electro-magnet with 5-pole M12-contact. Anchor plate with permanent magnet. Cell rubber. Adam (built-in) + Eva (included) door position sensor.
	Magne 3A	2TLA042022R2500	Electromagnet with 5-pole M12-contact. Holding force 1500N. IP67. Anchor plate included. Cellular rubber included
	Magne 3B	2TLA042022R2600	Electromagnet with 5-pole M12-contact. Holding force 1500N. IP67. Anchor plate with permanent magnet included. Cellular rubber included.
	Handle profile for Magne	2TLA042023R0100	Aluminum profile used as both door handle and mounting kit for Magne. Completely covers Magne unit when the door is closed.
	JSM D21B	2TLA042023R0500	Mounting kit for Magne. For conventional door (5–15 mm door gap). Fits all Magne. Note: When used with Magne 2A/B,–2Ax/Bx a mounting kit for Eva is also required (JSM D24).
	JSM D23	2TLA042023R0200	Mounting kit for Magne. For sliding door. Fits all Magne.
	JSM D24	2TLA042023R0300	Mounting kit for Eva. For conventional door.
	Magne Anchor Plate 32A	2TLA042023R1300	Spare part. Anchor plate A (without permanent magnet). Width 32 mm. Included to Magne 1/2.
	Magne Anchor Plate 32B	2TLA042023R0400	Spare part. Anchor plate B (with permanent magnet). Width 32 mm. Included to Magne 1/2.
	JSM D27 Handle mounting kit	2TLA042023R1000	Handle/screw for JSM D21 Magne installation kit.
	Magne cellular rubber	2TLA042023R3600	Spare part. Cellular rubber t=10 mm.

Dalton – Process lock

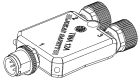

IMAGES	DESIGNATION	ARTICLE NUMBER	DESCRIPTION
	Dalton L00	2TLA020038R3000	Ball latch only, no electrical functions.
	Dalton M11	2TLA020038R3100	Lockable ball latch, 8-pin male plug.
	Dalton M12	2TLA020038R3200	Lockable ball latch, 8-pin male plug, 5-pin female to Adam.
	Dalton M31	2TLA020038R3300	Lockable ball latch, 5-pin male plug.
	Dalton tongue A	2TLA020039R0800	Lock tongue for front entry.
	Dalton tongue B	2TLA020039R1000	Lock tongue for top and bottom entry.

	Dalton bracket 1	2TLA020039R0000	Fixing plates for Dalton and lock tongue.
	Dalton bracket 2	2TLA020039R0100	Fixing plates for Dalton and Adam and also for lock tongue and Eva.

Knox – Safety and process lock


IMAGES	DESIGNATION	ARTICLE NUMBER	DESCRIPTION
	Knox 1A-R v2	2TLA020105R5000	Knox door part for outward-opening door with hinges to the right.
	Knox 1A-L v2	2TLA020105R5100	Knox door part for outward-opening door with hinges to the left.
	Knox 1B-R v2	2TLA020105R5200	Knox door part for inward-opening door with hinges to the right. Lock housing is mounted on inside of door.
	Knox 1B-L v2	2TLA020105R5300	Knox door part for inward-opening door with hinges to the left. Lock housing is mounted on inside of door.
	Knox 1AX-R v2	2TLA020105R5800	Knox door part for outward-opening door with hinges to the right. With the option for manual unlocking from the outside.
	Knox 1AX-L v2	2TLA020105R5900	Knox door part for outward-opening door with hinges to the left. With the option for manual unlocking from the outside.
	Knox 1F-R v2	2TLA020105R6000	Knox door part for sliding door that opens to the right. Incl. additional fastening fixtures for the frame.
	Knox 1F-L v2	2TLA020105R6100	Knox door part for a sliding door that opens to the left. Incl. additional fastening fixtures for the frame.
	Knox 1BX-R v2	2TLA020105R6200	Knox door part for inward-opening door with hinges to the right. With the option for manual unlocking from the outside. Lock housing is mounted on inside of door.
	Knox 1BX-L v2	2TLA020105R6300	Knox door part for inward-opening door with hinges to the left. With the option for manual unlocking from the outside. Lock housing is mounted on inside of door.
	Knox 1FX-R v2	2TLA020105R6400	Knox door part for sliding door that opens to the right with the option for manual unlocking from the outside. Incl. additional fastening fixtures for the frame.
	Knox 1FX-L v2	2TLA020105R6500	Knox door part for sliding door that opens to the left with the option for manual unlocking from the outside. Incl. additional fastening fixtures for the frame.
	Knox 2A v2	2TLA020105R2200	Safety lock Knox frame part with 8-pin M12 contact. Delivered for door with hinges to the right, but can be mirrored. See instructions for mirroring in Knox manual.
	Knox 2X v2	2TLA020105R2300	Process lock version of Knox (no duplicate unlocking signal), with 5-pin M12 contact. Delivered for door with hinges to the right, but can be mirrored. See instructions for mirroring in Knox manual.
	Knox PC plate for mesh door	2TLA020106R0000	When mounting Knox on door with mesh the accessory PC plate for Knox is recommended. This is to avoid emergency opening from the outside.
	Knox Escutcheon plate	2TLA020106R0600	When mounting Knox on a low door it is recommended to replace emergency release handle to prevent opening from the outside by reaching over.
	Knox Shear Pin	2TLA020106R0800	Spare part for Knox outer handle.
	Knox man. unlock. seal-label	2TLA020106R0700	Extra seal labels for Knox with manual unlock. 10 pcs per package.
	Knox silver handle	2TLA020106R0900	Knox silver handle. Spare part.
	Knox red handle	2TLA020106R1000	Knox red handle. Spare part.

Accessories for process lock

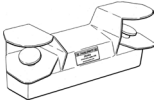
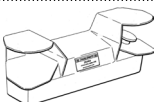
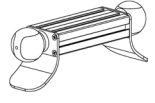
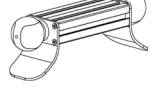
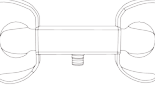
IMAGES	DESIGNATION	ARTICLE NUMBER	DESCRIPTION
	Panic Exit Device P-1165	2TLA040033R7000	Panic Exit Device P-1165 black/green. The device can be used on conventional doors with 600-1270mm openings. The panic device is suitable for both right- and left-hand doors.
	Lever Handle for Panic Exit Dev. P-1165	2TLA040033R7100	Lever Handle for Panic Exit Device P-1165. Handle is pre-set for left-hand doors when delivered, it can easily be set for right-hand doors. Three keys are included.
	Mounting kit for Panic Exit Dev. P-1165	2TLA040033R7200	Mounting kit for Panic Exit Dev. P-1165. The brackets are made in stainless steel and delivered pre-assembled with screws.
	Tina 12A	2TLA020054R1800	Connection block with adaption unit for dynamic circuits. Two M12 8-pole connectors for sensor input. For example Dalton and Magne locks.
	M12-CT0214	2TLA020060R0100	Transfer cable, 20 cm 8/5 × 0.34 mm ² + screen with straight M12 8-pole female + 5-pole male connectors. Screen connected to pin7 (0VDC) on male connector. Can be used for connection of Dalton to URAX or Tina 4/8.
	M12-CT0212M	2TLA020060R0700	Transfer cable, 20 cm 5 × 0.34 mm ² +screen with straight M12 5-pole male + 5-pole female connectors. Screen connected to pin3 (0VDC) on male connector. Can be used when connecting Magne 1 to a non-safe output on URAX.

Control devices

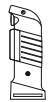
Safeball – One hand devices

IMAGES	DESIGNATION	ARTICLE NUMBER	DESCRIPTION
	JSTD1-A Safeball 2 m cable	2TLA020007R3000	JSTD1-A Safeballs each have 1NO & 1NC independent switches, maximum load of 30 VDC - 2A resistive. Ergonomic design with several grip possibilities and low activation force (approx. 2N) and flexible mounting options. Provides highest level of safety for use in two hand control applications when using two Safeballs in conjunction with a JSBR4 safety relay or Pluto Safety PLC. IP67 protection degree, plastic body, 2 meters molded cable.
	JSTD1-B Safeball 200 mm cable	2TLA020007R3100	JSTD1-B Safeballs each have 1NO & 1NC independent switches, maximum load of 30 VDC - 2A resistive. Ergonomic design with several grip possibilities and low activation force (approx. 2N) and flexible mounting options. Provides highest level of safety for use in two hand control applications when using two Safeballs in conjunction with a JSBR4 safety relay or Pluto Safety PLC. IP67 protection degree, plastic body, 0.2 m wires x 4 for direct connection into an enclosure.
	JSTD1-C Safeball 10 m cable	2TLA020007R3200	JSTD1-C Safeballs each have 1NO & 1NC independent switches, maximum load of 30 VDC - 2A resistive. Ergonomic design with several grip possibilities and low activation force (approx. 2N) and flexible mounting options. Provides highest level of safety for use in two hand control applications when using two Safeballs in conjunction with a JSBR4 safety relay or Pluto Safety PLC. IP67 protection degree, plastic body, 10 meters molded cable.
	JSTD1-E Safeball 1NO+1NO 200 mm cable	2TLA020007R3400	JSTD1-E Safeballs each have 2NO independent switches, maximum load of 30 VDC - 2A resistive. Ergonomic design with several grip possibilities and low activation force (approx. 2N) and flexible mounting options. Provides highest level of safety for use in two hand control applications when using two Safeballs in conjunction with a JSBR4 safety relay or Pluto Safety PLC. IP67 protection degree, plastic body, 0.2 m wires x 4 for direct connection into an enclosure.

Safeball – Two hand devices










IMAGES	DESIGNATION	ARTICLE NUMBER	DESCRIPTION
	JSTD20A Twohand station	2TLA020007R2000	Two-hand device with conventional operating buttons. Operating push buttons are 60 mm in diameter, black, 9N operating force, 1 NO + 1 NC contacts, rated current of 10A. Buttons are mounted in black painted steel housing designed for two-hand applications. IP65. Terminal blocks within housing for connection to buttons. Highest level of safety can be achieved when using in conjunction with a JSBR4 safety relay for two-hand buttons or a Pluto Safety PLC.
	JSTD20C Twohand station housing	2TLA020007R2200	Two-hand housing only. Steel and black painted. Accepts up to 60 mm operating buttons for two-hand device and 40 mm e-stop button.
	JSTD25F Twohand station, 5-pole M12 Male	2TLA020007R6000	Two-hand device with JSTD1-B Safeballs. Buttons are side mounted 44 x 88 extruded aluminum profile designed for two hand applications. Pre-wired to a M12 5-pin connector with protective flanges of the safeballs. Highest level of safety can be achieved when used in conjunction with a JSBR4 safety relay or Pluto Safety PLC.
	JSTD25H Twohand station, 8-pole M12 Male	2TLA020007R6300	Two-hand device with JSTD1-B Safeballs. Buttons are side mounted 44 x 88 extruded aluminum profile designed for two hand applications. Pre-wired to a M12 8-pin connector with protective flanges of the safeballs. Highest level of safety can be achieved when used in conjunction with a JSBR4 safety relay or Pluto Safety PLC.
	JSTD25P-1 Twohand station	2TLA020007R6500	Two-hand device with JSTD1-B Safeballs. Safeballs each have 1NO & 1NC independent switches, maximum load of 30 VDC - 2A resistive. Ergonomic design with several grip possibilities and low activation force (approx. 2N). Buttons are side mounted on black aluminum profile designed for two-hand applications. Pre-wired to a 9-pin Zylin connector with dual protective flanges of the safeballs. Integrated Eva inside housing for Eden sensor suspension shelf JSM C14. Highest level of safety can be achieved when used in conjunction with a JSBR4 safety relay or Pluto Safety PLC.
	JSTK0-A	2TLA020007R6600	JSTK0-A Connector for JSTD25P-1.
	JSTK40S	2TLA020007R6700	JSTK40S Spiral cable 4 m for JSTD25P-1.
	JSTK80S	2TLA020007R6800	JSTK80S Spiral cable 8 m for JSTD25P-1.
	Universal shelf for JSTD25P-1.	2TLA020007R8000	Universal shelf for JSTD25P-1.

JSHD – Top units

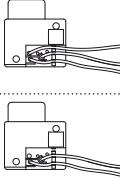




IMAGES	DESIGNATION	ARTICLE NUMBER	DESCRIPTION
	JSHD4-1	2TLA020006R2100	Three-position device.



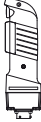
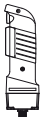

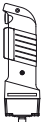

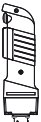
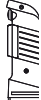



	JSHD4-2	2TLA020006R2200	Three-position device incl. LEDs, front button and top button.
	JSHD4-3	2TLA020006R2300	Three-position device incl. LEDs.
	JSHD4-4	2TLA020006R2400	Three-position device incl. LEDs and front button.
	JSHD4-5	2TLA020006R2500	Three-position device incl. LEDs and top button.

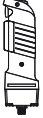
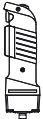

JSHD – Bottom part

IMAGES	DESIGNATION	ARTICLE NUMBER	DESCRIPTION
	JSHD4 bottom part AA	2TLA020005R1000	Bottom part with cable gland.
	JSHD4 bottom part AB	2TLA020005R1100	Bottom part with Cannon connection.
	JSHD4 bottom part AC	2TLA020005R1200	Bottom part with M12 connection (5 poles).
	JSHD4 bottom part AD	2TLA020005R1300	Bottom part with M12 connection (8 poles).
	JSHD4 bottom part AE	2TLA020005R1400	Bottom part with M12 connection (8 poles) and emergency stop.
	JSHD4 bottom part AF	2TLA020005R1500	Bottom part with M12 connection (4 poles) and 2 AS-i nodes (for front and top button).
	JSHD4 bottom part AG	2TLA020005R1600	Bottom part with M12 connection (4 poles) and 1 AS-i node (without front and top button).
	JSHD4 bottom part AH	2TLA020005R1700	Bottom part with cable gland and PCB with 10 screw connections.
	JSHD4 bottom part AJ	2TLA020005R1800	Bottom part with cable gland and PCB with 16 screw connections.

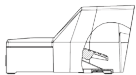

JSHD – Three position device and button

IMAGES	DESIGNATION	ARTICLE NUMBER	DESCRIPTION
	JSHD2C type A	2TLA020001R1100	JSHD2C type A 3-position pushbutton, 3 cables 190 mm, Au, IP40.
	JSHD2C type E	2TLA020001R1000	JSHD2C type E 3-position pushbutton, 3 cables 200 mm, Au, IP54.
	JSHD2C type F	2TLA020001R1400	JSHD2C type F 3-position pushbutton, 3 cables 850 mm, Au, IP54.
	JSHD2C type K	2TLA020001R1300	JSHD2C type K 3-position pushbutton, 2 cables 290 mm, Ag, IP54.
	JSHD4-1-AA	2TLA019995R0000	Three-position device with cable gland.
	JSHD4-1-AC	2TLA019995R0100	Three-position device with M12 connection (5 poles).
	JSHD4-2-AB	2TLA019995R0200	Three-position device incl. LEDs, front button and top button with Cannon connection.
	JSHD4-2-AB-A	2TLA019995R0300	Three-position device incl. LEDs, front button and top button with Cannon connection and Anti-tamper PCB.
	JSHD4-2-AD	2TLA019995R0400	Three-position device incl. LEDs, front button and top button with M12 connection (8 poles).
	JSHD4-2-AD-A	2TLA019995R0500	Three-position device incl. LEDs, front button and top button with M12 connection (8 poles) and Anti-tamper PCB.



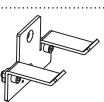
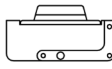




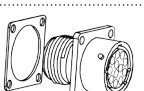

	JSHD4-2-AF	2TLA019995R0600	Three-position device incl. LEDs, front button and top button with M12 connection (4 poles) and 2 AS-i nodes (for front and top button).
	JSHD4-2-AF-A	2TLA019995R0700	Three-position device incl. LEDs, front button and top button with M12 connection (4 poles) and 2 AS-i nodes (for front and top button) and Anti-tamper PCB.
	JSHD4-2-AH	2TLA019995R0800	Three-position device incl. LEDs, front button and top button with cable gland and PCB with 10 screw connections.
	JSHD4-2-AH-A	2TLA019995R0900	Three-position device incl. LEDs, front button and top button with cable gland and PCB with 10 screw connections and Anti-tamper PCB.
	JSHD4-2-AJ	2TLA019995R1000	Three-position device incl. LEDs, front button and top button with cable gland and PCB with 16 screw connections.
	JSHD4-2-AJ-A	2TLA019995R1100	Three-position device incl. LEDs, front button and top button with cable gland and PCB with 16 screw connections and Anti-tamper PCB.
	JSHD4-3-AB	2TLA019995R1200	Three-position device incl. LEDs with cable gland.
	JSHD4-3-AB-A	2TLA019995R1300	Three-position device incl. LEDs with cable gland and Anti-tamper PCB.
	JSHD4-3-AD	2TLA019995R1400	Three-position device incl. LEDs with M12 connection (8 poles).
	JSHD4-3-AD-A	2TLA019995R1500	Three-position device incl. LEDs with M12 connection (8 poles) and Anti-tamper PCB.
	JSHD4-3-AE	2TLA019995R1600	Three-position device incl. LEDs with M12 connection (8 poles) and emergency stop.
	JSHD4-3-AF	2TLA019995R1700	Three-position device incl. LEDs with M12 connection (4 poles) and 2 AS-i nodes (for front and top button).
	JSHD4-3-AF-A	2TLA019995R1800	Three-position device incl. LEDs with M12 connection (4 poles) and 2 AS-i nodes (for front and top button) and Anti-tamper PCB.
	JSHD4-3-AG	2TLA019995R1900	Three-position device incl. LEDs with M12 connection (4 poles) and 1 AS-i node (without front and top button).
	JSHD4-3-AH	2TLA019995R2000	Three-position device incl. LEDs with cable gland and PCB with 10 screw connections.
	JSHD4-3-AH-A	2TLA019995R2100	Three-position device incl. LEDs with cable gland and PCB with 10 screw connection and Anti-tamper PCB.
	JSHD4-3-AJ	2TLA019995R2200	Three-position device incl. LEDs with cable gland and PCB with 16 screw connections.
	JSHD4-3-AJ-A	2TLA019995R2300	Three-position device incl. LEDs with cable gland and PCB with 16 screw connections and Anti-tamper PCB.
	JSHD4-4-AB	2TLA019995R2400	Three-position device incl. LEDs and front button with Cannon connection.
	JSHD4-4-AB-A	2TLA019995R2500	Three-position device incl. LEDs and front button with Cannon connection and Anti-tamper PCB.
	JSHD4-4-AD	2TLA019995R2600	Three-position device incl. LEDs and front button with M12 connection (8 poles).
	JSHD4-4-AD-A	2TLA019995R2700	Three-position device incl. LEDs and front button with M12 connection (8 poles) and Anti-tamper PCB.
	JSHD4-4-AF	2TLA019995R2800	Three-position device incl. LEDs and front button with M12 connection (4 poles) and 2 AS-i nodes (for front and top button).
	JSHD4-4-AF-A	2TLA019995R2900	Three-position device incl. LEDs and front button with M12 connection (4 poles) and 2 AS-i nodes (for front and top button) and Anti-tamper PCB.
	JSHD4-4-AH	2TLA019995R3000	Three-position device incl. LEDs and front button with cable gland and PCB with 10 screw connection.
	JSHD4-4-AH-A	2TLA019995R3100	Three-position device incl. LEDs and front button with cable gland and PCB with 10 screw connection and Anti-tamper PCB.
	JSHD4-4-AJ	2TLA019995R3200	Three-position device incl. LEDs and front button with cable gland and PCB with 16 screw connections.
	JSHD4-4-AJ-A	2TLA019995R3300	Three-position device incl. LEDs and front button with cable gland and PCB with 16 screw connections and Anti-tamper PCB.
	JSHD4-5-AB	2TLA019995R3400	Three-position device incl. LEDs and top button with Cannon connection.
	JSHD4-5-AB-A	2TLA019995R3500	Three-position device incl. LEDs and top button with Cannon connection and Anti-tamper PCB.



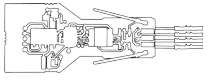

	JSHD4-5-AD	2TLA019995R3600	Three-position device incl. LEDs and top button with M12 connection (8 poles).
	JSHD4-5-AD-A	2TLA019995R3700	Three-position device incl. LEDs and top button with M12 connection (8 poles) and Anti-tamper PCB.
	JSHD4-5-AF	2TLA019995R3800	Three-position device incl. LEDs and top button with M12 connection (4 poles) and 2 AS-i nodes (for front and top button).
	JSHD4-5-AF-A	2TLA019995R3900	Three-position device incl. LEDs and top button with M12 connection (4 poles) and 2 AS-i nodes (for front and top button) and Anti-tamper PCB.
	JSHD4-5-AH	2TLA019995R4000	Three-position device incl. LEDs and top button with cable gland and PCB with 10 screw connection.
	JSHD4-5-AH-A	2TLA019995R4100	Three-position device incl. LEDs and top button with cable gland and PCB with 10 screw connection and Anti-tamper PCB.
	JSHD4-5-AJ	2TLA019995R4200	Three-position device incl. LEDs and top button with cable gland and PCB with 16 screw connections.
	JSHD4-5-AJ-A	2TLA019995R4300	Three-position device incl. LEDs and top button with cable gland and PCB with 16 screw connections and Anti-tamper PCB.

Fox

IMAGES	DESIGNATION	ARTICLE NUMBER	DESCRIPTION
	Fox 221	2TLA020160R4100	1 pedal safety foot switch with two positions. Robust metal housing.
	Fox 222	2TLA020160R4200	2 pedal safety foot switch with two positions. Robust metal housing.
	Fox 231	2TLA020160R3100	1 pedal safety foot switch with three positions. Reset function for bottom position. Robust metal housing.
	Fox 232	2TLA020160R3200	2 pedal safety foot switch with three positions. Reset function for bottom position. Robust metal housing.

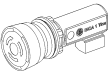
Accessories for Control Devices

IMAGES	DESIGNATION	ARTICLE NUMBER	DESCRIPTION
	JSM C5	2TLA020007R0900	Accessories Safeball. Ball & socket for flexible mount for mounting the Safeball to Enclosures, machines or table tops.
	Safeball protection coat	2TLA020007R1900	Extra protection coat for Safeball.
	Protective plates	2TLA020007R6400	Protective plates for Safeball (kit) including fasteners.
	JSM C7	2TLA020007R1200	JSM C7 Suspension shelf for JSTD25 F/G/H.
	JSHD4H2A	2TLA020002R0200	JSHD4H2A Three-position control device for external panel mounting.
	JSHD4H2	2TLA020002R3100	JSHD4H2 Three-position control device for internal panel mounting.
	JSM55	2TLA040005R0500	JSM55 Wall bracket for three position device.
	JSM5B	2TLA040005R0700	JSM5B Wall bracket for 2 JSNY5 (ordered separately).
	JSHD4 protection coat	2TLA020200R4600	Extra protection coat for JSHD4.
	JSHK0	2TLA020003R0300	Accessories JSHD4. 12-pole female Cannon connector for cable mounting.
	JSHK1-B	2TLA020003R0900	Accessories JSHD4. 12-pole male Cannon connector for cable mounting.
	JSHK1-A	2TLA020003R0800	Accessories JSHD4. 12-pole female Cannon connector for cabinet mounting.
	JSHK1-C	2TLA020003R0700	Accessories JSHD4. 12-pole male Cannon connector for cabinet mounting.

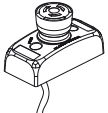
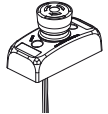
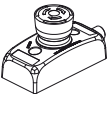
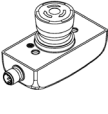
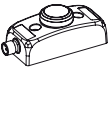
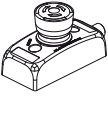
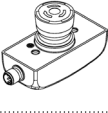
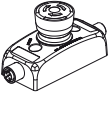
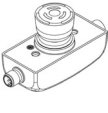

	HK5	2TLA020003R4700	HK5 Cable 5 m and Cannon connection.
	HK10	2TLA020003R4800	HK10 Cable 10 m and Cannon connection.
	HK20	2TLA020003R4900	HK20 Cable 20 m and Cannon connection.
	HK16S4	2TLA020003R5000	HK16S4 spiral cable 1.6 m and Cannon connection.
	HK20S4	2TLA020003R5100	HK20S4 spiral cable 2.0 m and Cannon connection.
	HK32S4	2TLA020003R5200	HK32S4 spiral cable 3.2 m and Cannon connection.
	HK40S4	2TLA020003R3500	HK40S4 spiral cable 4.0 m and Cannon connection.
	HK60S4	2TLA020003R3600	HK60S4 spiral cable 6.0 m and Cannon connection.
	HK80S4	2TLA020003R5300	HK80S4 spiral cable 8.0 m and Cannon connection.
	HKC12	2TLA020003R5500	HKC12 Cable 12 × 0.25 cut to length.
	JSHD4 Anti-tamper PCBA	2TLA020005R0900	Accessories JSHD4. Anti-tamper PCB. Works with top part JSHD4-2 to JSHD4-5, combined with bottom part AB, AD, AF, AG, AH or AJ.
	JSM 50G	2TLA020205R6300	Accessories JSHD4. Big Bottom plate. Makes it possible to mount Safety Interlock Keys on the JSHD4 to ensure the tree-position device position when not in use. Works with the bracket JSM5B.
	JSM 50H	2TLA020205R6400	Accessories JSHD4. Makes it possible to mount the non-contact sensor Eden (Eva-part) on the JSHD4 to ensure the tree-position device position when not in use.


Emergency stops and Pilot devices

INCA




IMAGES	DESIGNATION	ARTICLE NUMBER	DESCRIPTION
	INCA 1 Tina	2TLA030054R0000	Emergency stop button for panel mounting, 22.5 mm holes, Tina adaption unit included for dynamic circuit, Status LED in button, terminal blocks.
	INCA 1	2TLA030054R0100	Emergency stop button for panel mounting, 22.5 mm holes, 2 × NC, Status LED in button, terminal blocks.
	INCA 1S Tina	2TLA030054R0200	Machine stop (Black button) for panel mounting, 22.5 mm holes, Tina adaption unit included for dynamic circuit, Status LED in button, terminal blocks.
	INCA 1S	2TLA030054R0300	Machine stop (Black button) for panel mounting, 22.5 mm holes, 2 × NC, Status LED in button, terminal blocks.

Smile



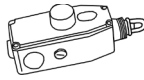
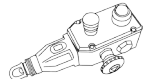
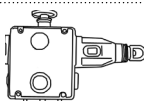
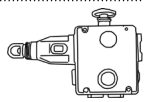
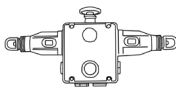
IMAGES	DESIGNATION	ARTICLE NUMBER	DESCRIPTION
	Smile 10 EA	2TLA030051R0400	Emergency stop in Smile enclosure, 2 × NC, Status LED in button, 1 m 5-pole cable out of bottom.
	Smile 10 EA Tina	2TLA030050R0400	Emergency stop in Smile enclosure, Tina adaption unit included for dynamic circuit, Status LED in button, 1 m 5-pole cable out from bottom.
	Smile 10 EK	2TLA030051R0600	Emergency stop in Smile enclosure, 2 × NC, 1 m 4-pole cable out of bottom.
	Smile 11 EA	2TLA030051R0000	Emergency stop in Smile enclosure, 2 × NC, Status LED in button, 1 × M12 5-pin male connector.
	Smile 11 EA AS-i	2TLA030052R0000	Emergency stop in Smile enclosure, adapted for AS-i system, programable status LED in button, 1 × M12 5-pin male connector.
	Smile 11 EA Tina	2TLA030050R0000	Emergency stop in Smile enclosure, Tina adaption unit included for dynamic circuit, Status LED in button, 1 × M12 5-pin male connector.
	Smile 11 EAR	2TLA030051R0100	Emergency stop in Smile enclosure, 2 × NC, Status LED in button, 1 × M12 5-pin male connector, reversed button attachment (from bottom).
	Smile 11 EAR Tina	2TLA030050R0100	Emergency stop in Smile enclosure, Tina adaption unit included for dynamic circuit, Status LED in button, 1 × M12 5-pin male connector, reversed button attachment (from bottom).
	Smile 11 RA	2TLA030053R0000	Reset button in Smile enclosure, 1 × NO button, 1 × Blue LED, 1 × M12 5-pin male connector.
	Smile 11 RB	2TLA030053R0100	Reset button in Smile enclosure, Pluto Lightbutton connection, 1 button+Blue LED, 1 × M12 5-pin male connector.
	Smile 12 RF	2TLA030053R2600	Reset button in Smile enclosure, adapted for use with Eden DYN-Reset and Eden OSSD-Reset M12 5-pin connector.
	Smile 12 RG	2TLA030053R2700	Reset button in Smile enclosure, adapted for use with Eden DYN-Reset and Eden OSSD-Reset M12 8-pin connector.
	Smile 11 SA	2TLA030051R0900	Machine stop (Black button) in Smile enclosure, 2 × NC, Status LED in button, 1 × M12 5-pin male connector.
	Smile 11 SA Tina	2TLA030050R0500	Machine stop (Black button) in Smile enclosure, Tina adaption unit included for dynamic circuit, Status LED in button, 1 × M12 5-pin male connector.
	Smile 11 SAR	2TLA030051R1100	Machine stop (Black button) in Smile enclosure, 2 × NC, Status LED in button, 1 × M12 5-pin male connector, reversed button attachment (from bottom).
	Smile 12 EA	2TLA030051R0200	Emergency stop in Smile enclosure, 2 × NC, Status LED in button, 1 × M12 5-pin male connector and 1 × M12 5-pin female connector.
	Smile 12 EA Tina	2TLA030050R0200	Emergency stop in Smile enclosure, Tina adaption unit included for dynamic circuit, Status LED in button, 1 × M12 5-pin male connector and 1 × M12 5-pin female connector.
	Smile 12 SAR Tina	2TLA030050R0800	Machine stop (Black button) in Smile enclosure, Tina adaption unit included for dynamic circuit, Status LED in button, 1 × M12 5-pin male connector and 1 × M12 5-pin female connector, reversed button attachment (from bottom).
	Smile 41 WWWWP	2TLA030057R0000	Push button box according to Smile design with 4 buttons. The box is adapted for connection to Pluto IQ using lightbutton function. Connection via a M12 8-pin male connector.
	Smile 41 EWWWP	2TLA030057R0100	Push button box according to Smile design with 4 buttons, one of which is an emergency stop. The box is adapted for connection to Pluto IQ using lightbutton function. Connection via a M12 8-pin male connector.

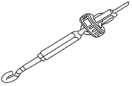

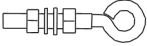

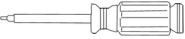
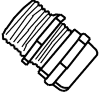

	Smile 41 WWWW4 ASi	2TLA030056R0000	Push button box according to Smile design with 4 buttons. The box is adapted for AS-i system. The buttons have programable status LED in button. Connection via a M12 5-pin male connector.
	Smile 41 EWWW4 ASi	2TLA030056R0100	Push button box according to Smile design with 4 buttons, one of which is an emergency stop. The box is adapted for AS-i system. The buttons have programable status LED in button. Connection via a M12 5-pin male connector.
	Smile 41 EKWW4 ASi	2TLA030056R0200	Push button box according to Smile design with 4 buttons, one of which is an emergency stop and another a safe key switch. The box is adapted for AS-i system. The buttons have programable status LED in button. Connection via a M12 5-pin male connector.

Accessories for Smile and INCA

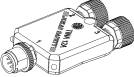
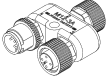
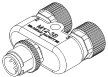
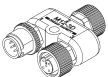
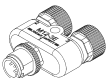
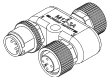





IMAGES	DESIGNATION	ARTICLE NUMBER	DESCRIPTION
	Yellow surround for Inca	2TLA030054R0400	Elevated yellow surround for panel mounted emergency stop button.
	Emergency Stop Sign	2TLA030054R0500	Yellow surround for panel mounted emergency stop button, for 22.5 mm hole, with text in Swedish, Danish and Finnish.
		2TLA030054R0600	Yellow surround for panel mounted emergency stop button, for 22.5 mm hole, with text in English, French and German.
		2TLA030054R0700	Yellow surround for panel mounted emergency stop button, for 32.5 mm hole, with text in Swedish, Danish and Finnish.
		2TLA030054R0800	Yellow surround for panel mounted emergency stop button, for 32.5 mm hole, with text in English, French and German.
		2TLA030054R0900	Yellow surround for panel mounted emergency stop button, for 22.5 mm hole.
		2TLA030054R1000	Yellow surround for panel mounted emergency stop button, for 32.5 mm hole.
	JST2	2TLA030051R1300	Termination for Smile 12, M12 5-pole connector, connects pin 1 with pin 5, and pin 2 with pin 4.



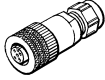
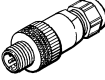
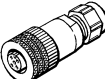
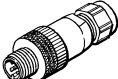










Emergency stop EStrongZ and Grab wire safety switch LineStrong

IMAGES	DESIGNATION	ARTICLE NUMBER	DESCRIPTION
	EStrongZ	2TLA050220R0020	Emergency stop, 2NC / 2NO, stainless steel 316 body, conduit entry 3 x M20.
	EStrongZ (LED)	2TLA050220R0222	Emergency stop, 2NC / 2NO, stainless steel 316 body, LED status indication, conduit entry 3 x M20.
	LineStrong1	2TLA050200R0030	Emergency stop grab wire safety switch, 2NC + 2NO, up to 50 m length, die cast housing, conduit entry 3 x M20.
	LineStrong2Z	2TLA050202R0332	Emergency stop grab wire safety switch, 2NC + 2NO, up to 100 m length, stainless steel 316 body, LED status indication, conduit entry 3 x M20.
	LineStrong3L	2TLA050206R0332	Emergency stop grab wire safety switch, 4NC + 2NO, switch placement to the left, up to 125 m length, yellow die cast housing, LED status indication, conduit entry 3 x M20
	LineStrong3R	2TLA05028R0332	Emergency stop grab wire safety switch, 4NC + 2NO, Switch placement to the right, up to 125 m length, yellow die cast housing, LED status indication, conduit entry 3 x M20.
	LineStrong3D	2TLA050204R0332	Emergency stop grab wire safety switch, 4NC + 4NO, entries from both sides of the grab wire switch, up to 250 m length, yellow die cast housing, LED status indication, conduit entry 3 x M20.
	10 m Wire Kit, Galvanized	2TLA050210R0130	10 m galvanized wire pull kit. Includes 10 m wire (one end is terminated with thimble and permanent clamp), 5 pcs eyebolts, 1 pcs tensioner, 1 pcs allen key.
	20 m Wire Kit, Galvanized	2TLA050210R0330	20 m galvanized wire pull kit. Includes 20 m wire (one end is terminated with thimble and permanent clamp), 9 pcs eyebolts, 1 pcs tensioner, 1 pcs allen key.

	80 m Wire Kit, Galvanized	2TLA050210R0630	80 m galvanized wire pull kit. Includes 80 m wire, 30 pcs eyebolts, 2 pcs tensioner, 1 pcs allen key.
	100 m Wire Kit, Galvanized	2TLA050210R0730	100 m galvanized wire pull kit. Includes 100 m wire, 37 pcs eyebolts, 2 pcs tensioner, 1 pcs allen key.
	Wire Tensioner, Galvanized	2TLA050210R4030	Wire tensioner/gripper for emergency pull wire switch systems, galvanized.
	Corner pulley, Galvanized	2TLA050210R6030	Corner pulley for emergency pull wire switch systems, galvanized. For navigating corners, both inside and outside.
	Eyebolt M8x1.25, Galvanized	2TLA050210R8030	Eyebolt M8 x 1.25 for emergency pull wire switch systems, galvanized.
	Spring, 220mm, Stainless Steel	2TLA050211R0004	Spring for emergency pull wire switch systems, 220 mm, stainless steel. When using one emergency pull wire switch the wire should be anchored at the other end using this spring.
	Screwdriver, Torx T20	2TLA050211R0006	Screwdriver, Anti-Tamper, Torx T20
	Gland M20 x 1.5	2TLA050040R0002	Gland M20 x 1.5
	Conduit Plug M20 x 1.5	2TLA050040R0004	Conduit plug M20 x 1.5




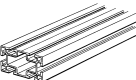
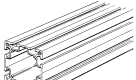


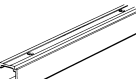
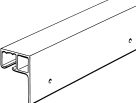
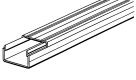
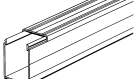
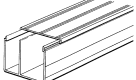
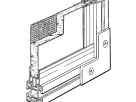
Accessories, connectors and cables

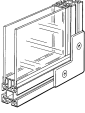
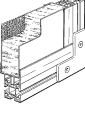
IMAGES	DESIGNATION	ARTICLE NUMBER	DESCRIPTION
	Tina 12A	2TLA020054R1800	Connection block with adaption unit for dynamic circuits. Two M12 8-pole connectors for sensor input. For example Dalton and Magne locks.
	M12-3A	2TLA020055R0000	M12 Y connector for series connection of dynamic safety devices such as Eden Sensors, Smile E-Stops, Inca E-Stops, Spot Single Beams, and Tina Dynamic Adapters. 5-pole M12 female connector (2) for connection of the safety device, 5-pole M12 male connector (1) for connecting 24 VDC, 0 VDC and the dynamic transmit signal to the field devices and 5-pole M12 female connector (3) for either the continuation of the circuit or the return of the dynamic receive signal to the Vital 1/Pluto controller.
	M12-3B	2TLA020055R0100	M12 Y connector for the parallel connection of 2 pcs of dynamic safety devices such as Eden Sensors, Spot Signal Beams and Tina Dynamic Adapters. Two 5-pole M12 female connectors (2.3) for connection of the safety devices and one 5-pole M12 male connector (1) for connection to the Vital 1/Pluto controller.
	M12-3D	2TLA020055R0300	M12 Y connector for easy installation of Light Grids and Light Curtains Transmitter and receiver. One M12 8-pole female connector for connection of the Focus Receiver (1), one M12 5-Pole female connector (3) for connection of the Focus Transmitter and one M12 8-pole male connector (1) for cabling to safety control unit.
	M12-3E	2TLA020055R0200	M12 Y connector for the connection of 2 different safety or non-safety circuits in one cable. One 5-pole M12 female connector (2) for connection of the first circuit. One 5-pole M12 female connector (3) for connection of the second circuit. 5-pole M12 male connector (1) for connection to IQs on the Pluto controller.
	M12-3G	2TLA020055R0700	M12 Y connector for series connection of Eden OSSD safety sensor. 8-pole M12 female connector(2) for connection of the safety device, 8-pole M12 male connector(1) for connecting 24VDC, 0VDC and the OSSD signals to the field devices and 8-pole M12 female connector(3) for either the continuation of the circuit or the return of the signals to the safety controller.
	M12-3H	2TLA020055R0800	M12 Y connector for series connection of safety devices such as Eden OSSD sensors. 8-pole M12 female connector(2) for connection of the safety device, 5-pole M12 male connector(1) for connecting 24VDC, 0VDC and the OSSD signals to the field devices and 5-pole M12 female connector (3) for either the continuation of the circuit or the return of the signals to the safety controller.
	M12-C61	2TLA020056R0000	6 m cable 5 × 0.34 mm ² + screen with straight M12 female connector.
	M12-C101	2TLA020056R1000	10 m cable 5 × 0.34 mm ² + screen with straight M12 female connector.
	M12-C201	2TLA020056R1400	20 m cable 5 × 0.34 mm ² + screen with straight M12 female connector.
	M12-C61 V	2TLA020056R0100	6 m cable 5 × 0.34 mm ² + screen with angled M12 female connector.
	M12-C101 V	2TLA020056R1100	10 m cable 5 × 0.34 mm ² + screen with angled M12 female connector.
	M12-C62	2TLA020056R0200	6 m cable 5 × 0.34 mm ² + screen with straight M12 male connector. Screen connected to pin3 (0VDC) on male connector.
	M12-C102	2TLA020056R1200	10 m cable 5 × 0.34 mm ² + screen with straight M12 male connector. Screen connected to pin3 (0 VDC) on male connector.
	M12-C00612	2TLA020056R6300	60 mm cable 5 x 0.34 mm ² + screen with straight M12 female + male connectors. Screen connected to pin3 (0VDC) on male connector.
	M12-C0312	2TLA020056R5800	300 mm cable 5 x 0.34 mm ² + screen with straight M12 female + male connectors. Screen connected to pin3 (0VDC) on male connector.
	M12-C112	2TLA020056R2000	1 m cable 5 × 0.34 mm ² + screen with straight M12 female + male connectors. Screen connected to pin3 (0 VDC) on male connector.
	M12-C312	2TLA020056R2100	3 m cable 5 × 0,34 mm ² + screen with straight M12 female + male connectors. Screen connected to pin3 (0 VDC) on male connector.
	M12-C612	2TLA020056R2200	6 m cable 5 × 0.34 mm ² + screen with straight M12 female + male connectors. Screen connected to pin3 (0 VDC) on male connector.
	M12-C1012	2TLA020056R2300	10 m cable 5 × 0.34 mm ² + screen with straight M12 female + male connectors. Screen connected to pin3 (0 VDC) on male connector.
	M12-C2012	2TLA020056R2400	20 m cable 5 × 0.34 mm ² + screen with straight M12 female + male connectors. Screen connected to pin3 (0 VDC) on male connector.
	M12-C63	2TLA020056R3000	6 m cable 8 × 0.34 mm ² + screen with straight M12 female connector.
	M12-C103	2TLA020056R4000	10 m cable 8 × 0.34 mm ² + screen with straight M12 female connector.
	M12-C203	2TLA020056R4100	20 m cable 8 × 0.34 mm ² + screen with straight M12 female connector.
	M12-C00634 60 mm kabel	2TLA020056R6400	60 mm cable 8 x 0.34 mm ² + screen with straight M12 female + male connectors. Screen connected to pin7 (0VDC) on male connector.
	M12-C134	2TLA020056R5000	1 m cable 8 × 0.34 mm ² + screen with straight M12 female + male connector. Screen connected to pin7 (0 VDC) on male connector.
	M12-C334	2TLA020056R5100	3 m cable 8 × 0.34 mm ² + screen with straight M12 female + male connectors. Screen connected to pin7 (0 VDC) on male connector.

	M12-CT0214	2TLA020060R0100	Transfer cable, 20 cm 8/5 × 0.34 mm ² + screen with straight M12 8-pole female + 5-pole male connectors. Screen connected to pin7 (0 VDC) on male connector. Can be used for connection of Dalton to URAX or Tina 4/8.
	M12-CT134	2TLA020060R0300	Transfer cable, 1 m 8 × 0.34 mm ² +screen with straight M12 8-pole male + 8-pole female connectors. Screen connected to pin7 (0 VDC) on male connector. Can be used when FMC need to direct muting signals to Pluto instead of Focus. Muting is then made in Pluto.
	M12-CT0212	2TLA020060R0400	Transfer cable, 20 cm 5 × 0.34 mm ² + screen with straight M12 5-pole female + 5-pole male connectors. Screen connected to pin3 (0 VDC) on male connector. Can be used for connection of dynamic sensors to a Tina4/8 were the "info-pin" for each M12 connector works like a individual safe signal. Note! Only allowed when connected to a Pluto IQ input.
	M12-CT0212M	2TLA020060R0700	Transfer cable, 20 cm 5 × 0.34 mm ² +screen with straight M12 5-pole male + 5-pole female connectors. Screen connected to pin3 (0 VDC) on male connector. Can be used when connecting Magne 1 to a non-safe output on URAX.
	C5	2TLA020057R0000	Cable 5 × 0.34 mm ² + screen, specify length.
	C8	2TLA020057R1000	Cable 8 × 0.34 mm ² + screen, specify length.
	C9	2TLA020057R1500	Cable 7 × 0.5 mm ² + 2 × 0.75 mm ² + screen, specify length. For Tina 4A.
	C13	2TLA020057R2000	Cable 11 × 0.5 mm ² + 2 × 0.75 mm ² + screen,specify length. For Tina 8A.
	HKC12	2TLA020003R5500	HKC12 Cable 12 × 0.25 cut to length.
	M12-C01	2TLA020055R1000	Straight M12 female connector with cable screw connection. Cable diameter range 2.5–6.5 mm. 5-pole.
	M12-C02	2TLA020055R1100	Straight M12 male connector with cable screw connection. Cable diameter range 2.5–6.5 mm. 5-pole.
	M12-C03	2TLA020055R1600	Straight M12 female connector with cable screw connection. Cable diameter range 2.5–6.5 mm. 8-pole.
	M12-C04	2TLA020055R1700	Straight M12 male connector with cable screw connection. Cable diameter range 2.5–6.5 mm. 8-pole.
	M12, protection cap	2TLA020055R2100	Protect the M12 male connector from dust.
	JSSP-1	2TLA022070R0000	JSSP-1 M12. Protection cap for female connector.
	Safety screw SM4 × 20	2TLA020053R4200	Special safety screw to eliminate risk of manipulation. Lenght adapted for Adam & Eva. 1 pcs M4 × 20 mm.
	Safety screw SM4 × 25	2TLA020053R4300	Special safety screw to eliminate risk of manipulation. Lenght adapted for Adam & Eva, E-version. 1 pcs M4 × 25 mm.
	Safety nut M4	2TLA020053R0400	Special safety nut to eliminate risk of manipulation. M4.
	Safety nut M5	2TLA020053R0500	Special safety nut to eliminate risk of manipulation. M5.
	SBIT Safety bit	2TLA020053R5000	Safety screwdriver bit SBITS.
	Safety Screw Kit SM4 × 20 mm	2TLA020053R6200	Special safety screw to eliminate risk of manipulation. Lenght adapted for Adam & Eva. 4 pcs M4 × 20 mm + 1 pcs Safety screw Bit.
	Safety Screw Kit SM4 × 25 mm	2TLA020053R6300	Special safety screw to eliminate risk of manipulation. Lenght adapted for Adam & Eva, E-version. 4 pcs M4 × 25 mm + 1 pcs Safety screw Bit.
	HK5	2TLA020003R4700	HK5 Cable 5 m and Cannon connection.
	HK10	2TLA020003R4800	HK10 Cable 10 m and Cannon connection.
	HK20	2TLA020003R4900	HK20 Cable 20 m and Cannon connection.
	HK16S4	2TLA020003R5000	HK16S4 spiral cable 1.6 m and Cannon connection.
	HK20S4	2TLA020003R5100	HK20S4 spiral cable 2.0 m and Cannon connection.
	HK32S4	2TLA020003R5200	HK32S4 spiral cable 3.2 m and Cannon connection.
	HK40S4	2TLA020003R3500	HK40S4 spiral cable 4.0 m and Cannon connection.
	HK60S4	2TLA020003R3600	HK60S4 spiral cable 6.0 m and Cannon connection.
	HK80S4	2TLA020003R5300	HK80S4 spiral cable 8.0 m and Cannon connection.



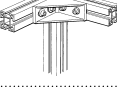


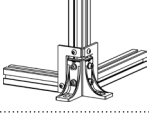
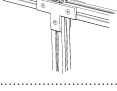

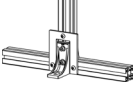



Fencing System Quick-Guard

Aluminium profiles





IMAGES	DESIGNATION	ARTICLE NUMBER	DESCRIPTION
	JSM A4416	2TLA040037R7000	Aluminium profile, 44 x 16 mm, natural anodized cut to length max 6000 mm.
		2TLA040037R7400	Aluminium profile, 44 x 16 mm, natural anodized L=6000 mm.
	JSM A4426	2TLA040037R8000	Aluminium profile, 44 x 26 mm, natural anodized cut to length, max 6000 mm.
		2TLA040037R8100	Aluminium profile 44 x 26 mm, natural anodized L=6000 mm.
	JSM A44A	2TLA040037R3500	Aluminium profile, 44 x 44 mm, natural anodized cut to length.
		2TLA040037R3600	Aluminium profile, 44 x 44 mm, natural anodized L=1100 mm.
		2TLA040037R9800	Aluminium profile, 44 x 44 mm, natural anodized L=1400 mm.
		2TLA040037R3700	Aluminium profile, 44 x 44 mm, natural anodized L=2000 mm.
		2TLA040037R3800	Aluminium profile, 44 x 44 mm, natural anodized L=2200 mm.
		2TLA040037R3900	Aluminium profile, 44 x 44 mm, natural anodized L=2400 mm.
		2TLA040037R4000	Aluminium profile, 44 x 44 mm, natural anodized L=2500 mm.
		2TLA040037R4100	Aluminium profile, 44 x 44 mm, natural anodized L=6000 mm.
	JSM A4488A	2TLA040037R4200	Aluminium profile, 44 x 88 mm, natural anodized cut to length.
		2TLA040037R4300	Aluminium profile, 44 x 88 mm, natural anodized L=2000 mm.
		2TLA040037R4400	Aluminium profile, 44 x 88 mm, natural anodized L=2200 mm.
		2TLA040037R4500	Aluminium profile, 44 x 88 mm, natural anodized L=6000 mm.
	JSM A8888	2TLA040037R7500	Aluminium profile, 88 x 88 mm, natural anodized cut to length, max 6000 mm.
		2TLA040037R7900	Aluminium profile, 88 x 88 mm, natural anodized L=6000 mm.
	JSM A12	2TLA040037R2800	U-profile for Quick-Guard E. Natural anodized aluminium. Cut to length, max 2000 mm.
		2TLA040037R2700	U-profile for Quick-Guard E with length 1100 mm c-c profiles. Natural anodized aluminium. Length 1076 mm.
		2TLA040037R4600	U-profile for Quick-Guard E with length 1500 mm c-c profiles. Natural anodized aluminium. Length 1476 mm.
		2TLA040037R4700	U-profile for Quick-Guard E. Natural anodized aluminium. Length 2000 mm.
	JSM A13	2TLA040037R5000	H-profile for Quick-Guard E. Natural anodized aluminium. Cut to length, max 2020 mm.
		2TLA040037R5100	H-profile for Quick-Guard E. Natural anodized aluminium. Length 1076 mm.
		2TLA040037R5200	H-profile for Quick-Guard E. Natural anodized aluminium. Length 1476 mm.
		2TLA040037R5300	H-profile for Quick-Guard E. Natural anodized aluminium. Length 2020 mm.
	JSM A3130C Löpskena sjutdörr	2TLA040037R9900	Guiding rail. JSM D5 fit this rail. Natural anodized Aluminium, standard length 6100mm. Max length 6100mm
	JSM A56	2TLA040037R4900	Guiding rails for slidingdoors. JSM D5 fit this rail. Natural anodized aluminium, max length 6000 mm.
		2TLA040037R0800	Guiding rails for slidingdoors. JSM D5 fit this rail. Natural anodized aluminium, length 2000 mm.
		2TLA040037R4800	Guiding rails for slidingdoors. JSM D5 fit this rail. Natural anodized aluminium, length 6000 mm.
	JSM A25A	2TLA040037R1300	Cable duct 44 x 25 mm with holes c-c =500 mm diameter=5. Natural anodized aluminium. Length 2000 mm.
	JSM A60A	2TLA040037R1500	Cable duct 44 x 60 mm with holes c-c =500 mm diameter=5. Natural anodized aluminium. Length 2000 mm.
	JSM A88	2TLA040037R3300	Cable duct 88 x 68 mm without holes. Natural anodized aluminium. Length 2000 mm.
	JSM AS1	2TLA040037R9500	Mounting profile for 25 mm sound-absorbing panels. Natural anodized aluminium, cut to length, max 2000 mm.
		2TLA040037R0900	Mounting profile for 25 mm sound-absorbing panels. Natural anodized aluminium, length 2000 mm.

	JSM AS2	2TLA040037R9600	Mounting profile for double polycarbonate sheets (2 × 5 mm). Natural anodized aluminium, cut to length, max 2000 mm.
		2TLA040037R1000	Mounting profile for double polycarbonate sheets (2 × 5 mm). Natural anodized aluminium, length 2000 mm.
	JSM AS3	2TLA042021R8000	Profile for 50 mm sound-absorbing panel, cut to length.
		2TLA042021R8100	Profile for 50 mm sound-absorbing panel, L=6000 mm.










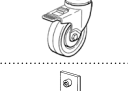


Fixing



















IMAGES	DESIGNATION	ARTICLE NUMBER	DESCRIPTION
	JSM 30B-K	2TLA040030R0600	Floor bracket in aluminium. Dimension 42 × 100 × 100 mm, pre-mounted.
	JSM 39-K	2TLA040030R1400	Floor bracket in aluminium. Dimension 40 × 70 × 100 mm, pre-assembled. Not recommended for fences with height over 2500 mm.
	JSM 30B-K1	2TLA040030R1100	Big angled bracket in aluminium. Dimension 42 × 100 × 100 mm, pre-assembled with 4 screws.
	JSM 31A1-K	2TLA040030R0400	Small angled bracket in aluminium. Dimension 40 × 40 × 40 mm. with two counter sunk holes, pre-assembled with M8 screw in one hole.
	JSM 31B-K	2TLA040030R1300	Small angled bracket in aluminium. Dimension 40 × 40 × 40 mm. with two counter sunk holes, pre-assembled with M8 screws in both holes.
	JSM 32B-K	2TLA040030R0700	L- shaped mounting bracket in aluminium for mounting the profiles together, pre-assembled.
	JSM 42 L-shape	2TLA042020R3200	L-shaped in aluminium. Pre-assembled with K6S M8 (16pcs) and JSM 8M.
	JSM 33B-K	2TLA040030R0800	T- shaped mounting bracket in aluminium for mounting the profiles together, pre-assembled.
	JSM 34B-K	2TLA040030R1500	I- shaped mounting bracket in aluminium for mounting the profiles together. Dimension 41 × 85 × 6 mm, pre-assembled.
	JSM 43 U-shape	2TLA042020R3100	U-shaped special mounting bracket in aluminium for mounting profiles together, pre-assembled.
	JSM 35-K	2TLA040033R1400	Hinge C/C 47 mm in Zinc-plated steel, pre-assembled. Used as angled bracket in Quick-Guard S.
	JSM 37	2TLA040033R3100	Spacer screw for Quick-Guard E. Used to keep the distance between the mesh and the floor.
	JSM 40 Angle bracket	2TLA042021R5600	Angle bracket 45°. Pre-assembled with K6S M8 and JSM 8M

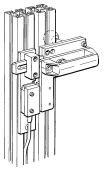

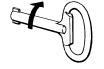
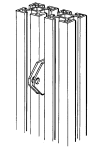
Fixing for switches

IMAGES	DESIGNATION	ARTICLE NUMBER	DESCRIPTION
	JSM D4E	2TLA040033R1800	Fitting for Sense7 in aluminium, conventional door. Need two pieces for one door.
	JSM D4G	2TLA040033R3300	Fitting for magnetic non-contact sensors like Sense7. In Aluminium, for sliding door.
	JSM D4H	2TLA040033R3600	Fitting for Adam & Eva (Eden) for conventional- and folding door/hatch. Need two pieces for a complete Eden.
	JSM D4K	2TLA040033R4500	Fitting for Eden/Eden E in Stainless steel for conventional- and folding door/hatch. Need two pieces for one complete Eden.
	JSM D4J	2TLA042020R4000	Fitting for Adam/Eva. folding door/hatch.
	JSM D29A	2TLA040033R6000	Fitting in stainless steel for Mkey 5, conventional door.
	JSM D29B	2TLA040033R6100	Fitting in stainless steel for Mkey 5, sliding door.
	JSM D29C	2TLA040033R6200	Fitting in stainless steel for Mkey 8/9, conventional door.
	JSM D29D	2TLA040033R6300	Fitting in stainless steel for Mkey 8/9, sliding door.
	JSM D29E	2TLA040033R6400	Spacer in stainless steel for Mkey flexible key.



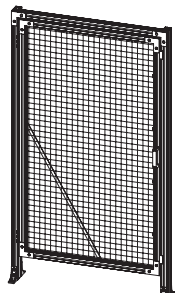
Door components



IMAGES	DESIGNATION	ARTICLE NUMBER	DESCRIPTION
	JSM D1A	2TLA040033R1500	Hinge C/C 62 mm in Zinc-plated steel, pre-assembled. Used for conventional doors/hatches. Not as angled bracket because its gap can exceed 20 mm.
	JSM D1B	2TLA042020R4700	Spring hinge, pre-assembled.
	JSM D1C	2TLA040033R4800	Hinge C/C 45mm in fiberglass-reinforced polymide, pre-assembled. Used for conventional doors/hatches. Can also be used as angled bracket.
	JSM D2	2TLA040033R0100	JSM D2 handle including screw.
	JSM D18	2TLA042020R5000	Handle incl. bracket, for "inside" sliding doors.
	JSM D5	2TLA040033R0400	Suspension wheel for sliding-/folding door. Suitable in JSM A3130B and JSM A56.
	JSM D6	2TLA040033R0500	Rectangular sliding element in Polyamide.
	JSM D7	2TLA040033R0600	Round Sliding element in Polyamide.
	JSM D8	2TLA040033R0700	Guide sliding element in Polyamide.
	JSM D26	2TLA042020R3700	Guide sliding.
	JSM D9	2TLA040033R0800	Support wheel with lock/brake, without angled bracket. Wheel diameter 75mm, height 97mm. Maximal load 60kg
	JSM D9-K	2TLA040033R1100	Support wheel with lock/brake, including angled bracket. Wheel diameter 75 mm, height 97 mm. Maximal load 60kg.

	JSM D9A	2TLA040033R1200	Fixed support wheel, without angled bracket. Wheel diameter 75mm, height 95mm. Maximal load 70kg
	JSM D9A-K	2TLA040033R1300	Fixed support wheel, including angled bracket. Wheel diameter 75 mm, height 95 mm. Maximal load 70kg.
	JSM D12	2TLA040033R2200	Guide bracket for sliding door, vertical profile. Material aluminium and PA6-6.
	JSM D12A	2TLA040033R2300	Guide bracket for sliding door, horizontal profile. Material aluminium and PA6-6.
	JSM D12B	2TLA040033R2400	Guide plate for sliding door. Material aluminium.
	JSM D13	2TLA040033R2500	Door stop, with vibration damper in zinc-plated steel, for sliding door, vertical profile.
	JSM D13A	2TLA040033R2600	Door stop for conventional doors and hatches in Natural anodized aluminium.
	JSM D13B	2TLA040033R2700	Door stop, with vibration damper in Zinc-plated steel, for sliding door, horizontal profile.
	JSM D14	2TLA040033R2800	Cross bar for door 20 x 5 L=1160 mm. Natural anodized aluminium.
	JSM D14A	2TLA042021R7300	Cross bar for door 20 x 5 L=400 mm.
	JSM D3	2TLA040033R0200	Door closer incl. mounting components, for conventional door/hatch.
	JSM D19	2TLA042020R5600	Door closer incl. mounting components, for sliding door.
	JSM D11B	2TLA040033R4100	Ball latch for conventional door/hatch.
	JSM D11C	2TLA040033R4200	Ball latch for sliding door.
	JSM D11D	2TLA042020R5200	Ball latch for folding door (with guiding rail JSM A3130B).
	JSM D22	2TLA042024R1000	Gas spring incl. fittings. Stroke 300 mm.
	JSM D22A	2TLA042024R1100	Gas spring incl. fitting. Stroke 350 mm.
	JSM D10	2TLA040033R2000	Pullock for doors down to floor. Brackets are in zinc-plated steel, rod are in stainless steel. Total height 280 mm.
	JSM D10A	2TLA040033R2100	Spring-loaded pullock for above the door. Brackets are in zinc-plated steel, rod are in stainless steel. Total height 1130 mm.
	JSM D10B	2TLA040033R3800	Door bolt with spring for doors down to floor. Brackets are in zinc-plated steel, rod are in stainless steel. Total height 995 mm.



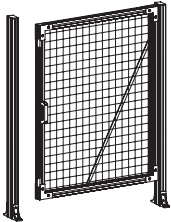

	JSM D20 Skjutregel för Eden	2TLA020302R1000	Sliding unit for Eden for conventional doors. Made in steel, yellow. Eden is not included.
	JSM D15	2TLA040033R3900	Cam lock including, fitting. Bracket are in aluminium and lockunit in black polymide. Keys are excluded.
	JSM D16	2TLA040033R4400	Key to fit JSM D15 in black zinc.
	JSM D17	2TLA042020R2200	Bracket for padlock hasp, zinc plated steel. Need two pieces for one complete unit.

Express sections height 2000 and 2200




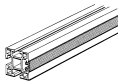
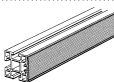
IMAGES	DESIGNATION	ARTICLE NUMBER	DESCRIPTION
	JSM E11-N20X4	2TLA040101R0200	Quick-Guard E section with one 44 x 44 mm profile and welded mesh 1074 x 1816 mm. Total height 2000 mm, width 1100 mm c-c profiles.
	JSM E11-N20X8	2TLA040101R0300	Quick-Guard E section with one 44 x 88 mm profile and welded mesh 1074 x 1816 mm. Total height 2000 mm, width 1100 mm c-c profiles.
	JSM E15-N20X8	2TLA040101R0900	Quick-Guard E section with one 44 x 88 mm profile and welded mesh 1474 x 1816 mm. Total height 2000 mm, width 1500 mm c-c profiles.
	JSM E11-PC20X8	2TLA040101R5300	Quick-Guard E section with one 44 x 88 mm profile and polycarbonate 1074 x 1816 mm. Total height 2000 mm, width 1100 mm c-c profiles.
	JSM E11-N/PC20X8	2TLA040104R0100	Quick-Guard E section with one 44 x 88 mm profile, welded mesh and polycarbonate. Total height 2000 mm, width 1100 mm c-c profiles.
	JSM E11-N20Z	2TLA040101R0400	Quick-Guard E section without profiles. Including components welded mesh 1074 x 1816 mm, netlocks and edge protection. Total height 2000 mm, width 1100 mm c-c profiles.
	JSM E15-N20Z	2TLA040101R1000	Quick-Guard E section without profiles. Including components welded mesh 1474 x 1816 mm, netlocks and edge protection. Total height 2000 mm, width 1500 mm c-c profiles.
	JSM E11-PC20Z	2TLA040101R5400	Quick-Guard E section without profiles. Including components Polycarbonate 1074 x 1816 mm, netlocks and edge protection. Total height 2000 mm, width 1100 mm c-c profiles.
	JSM E11-N/PC20Z	2TLA040104R0200	Quick-Guard E section without profiles. Including components welded mesh, polycarbonate, netlocks and edge protection. Total height 2000 mm, width 1100 mm c-c profiles.
	JSM E11-N20G	2TLA040101R0500	Quick-Guard E door section with 44x44/44x88 mm profiles. Including components profiles, floor brackets, netlocks, pre-mounted doorleaf with welded mesh. Total height 2000 mm, width 1100 mm c-c profiles.
	JSM E11-PC20G	2TLA040101R5500	Quick-Guard E door section with 44 x 44/44 x 88 mm profiles. Including components profiles, polycarbonate, floor brackets and netlocks. Total height 2000 mm, width 1100 mm c-c profiles.
	JSM E11-N/PC20G	2TLA040104R0300	Quick-Guard E door section with 44 x 44/44 x 88mm profiles. Including components profiles, welded mesh, polycarbonate, floor brackets and netlocks. Total height 2000 mm, width 1100 mm c-c profiles.

	JSM E11-N20S	2TLA040101R0600	Quick-Guard E slidingdoor section with 44 x 44/44 x 88 mm profiles. Including components profiles, welded mesh, suspension wheels, guiding components, floor brackets and netlocks. Total height 2000 mm, door width 1100 mm c-c profiles.
	JSM E15-N20S	2TLA040101R1100	Quick-Guard E slidingdoor section with 44 x 44/44 x 88 mm profiles. Including components profiles,suspension wheels, guiding components, floor brackets and netlocks. Total height 2000 mm, door width 1500 mm c-c profiles.
	JSM E11-PC20S	2TLA040101R5700	Quick-Guard E slidingdoor section with 44 x 44/44 x 88 mm profiles. Including components profiles, polycarbonate, suspension wheels, guiding components, floor brackets and netlocks. Total height 2000 mm, door width 1100 mm c-c profiles.
	JSM E11-N/PC20S	2TLA040104R0400	Quick-Guard E slidingdoor section with 44 x 44/44 x 88 mm profiles. Including components profiles, welded mesh, polycarbonate, suspension wheels, guiding components, floor brackets and netlocks . Total height 2000 mm, door width 1100 mm c-c profiles.
	JSM E11-20Y4	2TLA040103R2000	44 x 44 mm profile length 2000 mm, two floor brackets and one support screw.
	JSM E11-20Y8	2TLA040103R2100	44 x 88 mm profile length 2000 mm, two floor brackets and one support screw.
	JSM E11-22Y4	2TLA040103R4000	44 x 44 mm profile length 2200 mm, two floor brackets and one support screw.
	JSM E11-22Y8	2TLA040103R4100	44 x 88 mm profile length 2200 mm, two floor brackets and one support screw.




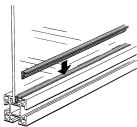
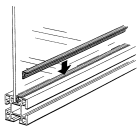
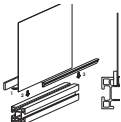
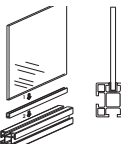
Express sections height 1400




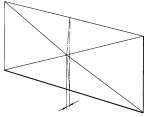

IMAGES	DESIGNATION	ARTICLE NUMBER	DESCRIPTION
	JSM E11-N14X4	2TLA040106R0200	Quick-Guard E section with one 44 x 44 mm profile and welded mesh 1074 x 1216 mm. Total height 1400 mm, width 1100 mm c-c profiles.
	JSM E11-N14X8	2TLA040106R0300	Quick-Guard E section with one 44 x 88 mm profile and welded mesh 1074 x 1216 mm. Total height 1400 mm, width 1100 mm c-c profiles.
	JSM E15-N14X4	2TLA040106R1000	Quick-Guard E section with one 44 x 44 mm profile and welded mesh 1474 x1216mm. Total height 1400 mm, width 1500 mm c-c profiles.
	JSM E15-N14X8	2TLA040106R0700	Quick-Guard E section with one 44 x 88 mm profile and welded mesh 1474 x 1216 mm. Total height 1400 mm, width 1500 mm c-c profiles.
	JSM E11-PC14X4	2TLA040106R5200	Quick-Guard E section with one 44 x 44 mm profile and polycarbonate 1074 x 1216 mm. Total height 1400 mm, width 1100 mm c-c profiles.
	JSM E11-PC14X8	2TLA040106R5300	Quick-Guard E section with one 44 x 88 mm profile and polycarbonate 1074 x 1216 mm. Total height 1400 mm, width 1100 mm c-c profiles.
	JSM E11-N14Z	2TLA040106R0400	Quick-Guard E section without profiles. Including components welded mesh 1074 x 1216 mm, netlocks and edge protection. Total height 1400 mm, width 1100 mm c-c profiles.
	JSM E15-N14Z	2TLA040106R0800	Quick-Guard E section without profiles. Including components welded mesh 1474 x 1216 mm, netlocks and edge protection. Total height 1400 mm, width 1500 mm c-c profiles.
	JSM E11-PC14Z	2TLA040106R5400	Quick-Guard E section without profiles. Including components, polycarbonate 1074 x 1216 mm, netlocks and edge protection. Total height 1400 mm, width 1100 mm c-c profiles.
	JSM E11-N14G	2TLA040106R0500	Quick-Guard E door section with 44 x 44/44 x 88 mm profiles. Including components profiles, floor brackets, netlocks, pre-mounted doorleaf with welded mesh. Total height 1400 mm, width 1100 mm c-c profiles.
	JSM E11-PC14G	2TLA040106R5500	Quick-Guard E door section with 44 x 44/44 x 88 mm profiles. Including components profiles, polycarbonate, floor brackets and netlocks. Total height 1400 mm, width 1100 mm c-c profiles.
	JSM E11-14Y4	2TLA040106R8000	44 x 44 mm profile Length 1400 mm, two floor brackets and one support screw.
	JSM E11-14Y8	2TLA040106R8100	44 x 88 mm profile Length 1400 mm, two floor brackets and one support screw.

Cover and list







IMAGES	DESIGNATION	ARTICLE NUMBER	DESCRIPTION
	JSM L4A	2TLA040034R0400	Terminal cap in yellow for profiles 44 × 88 mm. Made in Polymide.
	JSM L4B	2TLA040034R0500	Terminal cap in grey for profiles 44 × 88 mm. Made in Polymide.
	JSM L2	2TLA040034R0100	Terminal cap in grey for JSM A25 25 × 44 mm. Made in Polymide.
	JSM L3	2TLA040034R0200	Terminal cap in grey for JSM A60 60 × 44 mm. Made in Polymide.
	JSM T3A	2TLA040037R3100	Cover strip in yellow ABS, length 2000 mm, wide 16 mm.
	JSM T3B	2TLA040037R3200	Cover strip in grey ABS, length 2000 mm, wide 16 mm.
	JSM T2A	2TLA040037R1900	Cover strip in yellow PVC, soft material. 40 mm wide, 25 m/coil.









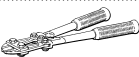

Surfaces and fixations

IMAGES	DESIGNATION	ARTICLE NUMBER	DESCRIPTION
	JSM NL2	2TLA040031R0600	Net lock in plastic for welded mesh with outer wire. Used in Quick-Guard E.
	JSM NL3	2TLA040031R0800	Net lock in zinc for welded mesh with or without outer wire. Used in Quick-Guard S with mesh.
	JSM PL3	2TLA040038R1100	Panel lock in zinc for polycarbonate and steelpanels.
	JSM PL1A	2TLA040038R0100	Infill securing strip in black ABS plastic. L=842 mm for 5 mm panels. Used to fence with 5 mm polycarbonate also to 1 mm steelpanels and 3 mm weld protected polycarbonate sheets (together JSM G2).
	JSM PL1B	2TLA040038R0200	Infill securing strip in black ABS plastic. L=1152 mm for 5 mm panels. Used to fence with 5 mm polycarbonate also to 1 mm steelpanels and 3 mm weld protected polycarbonate sheets (together JSM G2).
	JSM PL1C	2TLA040038R0300	Infill securing strip in black ABS plastic. L=2000 mm for 5 mm panels. Used to fence with 5 mm polycarbonate also to 1 mm steelpanels and 3 mm weld protected polycarbonate sheets (together JSM G2).
	JSM PL1D	2TLA040038R0400	Infill securing strip in black ABS plastic. L=732 mm for 5 mm panels. Used to fence with 5 mm polycarbonate also to 1 mm steelpanels and 3 mm weld protected polycarbonate sheets (together JSM G2).
	JSM PL2A	2TLA040038R0700	Infill securing strip in black ABS plastic. L=842 mm for 4 mm panels.
	JSM PL2B	2TLA040038R0800	Infill securing strip in black ABS plastic. L=1152 mm for 4 mm panels.
	JSM PL2C	2TLA040038R0900	Infill securing strip in black ABS plastic. L=2000 mm for 4 mm panels.
	JSM PL2D	2TLA040038R1000	Infill securing strip in black ABS plastic. L=2000 mm for 4 mm panels.
	JSM G2	2TLA040038R0600	Cellular rubber 20 × 25 mm self-adhesive.
	JSM G3	2TLA041930R0600	Fixinglist for Laminated glass. Material is EPDM.

	JSM YN40W1	2TLA040040R1300	Welded steelmesh 40 × 40 × 3.5 mm powder coated in black, dimension 2020 × 865 mm.
	JSM YN40W2	2TLA040040R1400	Welded steelmesh 40 × 40 × 3.5 mm powder coated in black dimension 1074 × 1816 mm (uses in Quick-Guard E with 1100 mm c-c and height 2000 mm).
	JSM YN40W3	2TLA040040R1500	Welded steelmesh 40 × 40 × 3.5 mm powder coated in black dimension 1074 × 2016 mm (uses in Quick-Guard E with 1100 mm c-c and height 2200 mm).
	JSM YN40W4	2TLA040040R2000	Welded steelmesh 40 × 40 × 3.5 mm powder coated in black dimension 1474 × 2016 mm (uses in Quick-Guard E with 1500 mm c-c profiles and height 2200 mm).
	JSM YN40W5	2TLA040040R2100	Welded steelmesh 40 × 40 × 3.5 mm powder coated in black dimension 1474 × 1816 mm (uses in Quick-Guard E with 1500 mm c-c profiles and height 2000 mm).
	JSM YN40W6	2TLA040040R2600	Welded steelmesh 40 × 40 × 3.5 mm powder coated in black, dimension 2020 × 754 mm.
	JSM YN40W7	2TLA040040R2700	Welded steelmesh 40 × 40 × 3.5 mm powder coated in black, dimension 2020 × 1174 mm.
	JSM YN40W9	2TLA040040R1600	Welded steelmesh 40 × 40 × 3.5 mm powder coated in black, cut to size, max dimension 2020 × 1474 mm.
	JSM YN40W10	2TLA040040R2800	Welded steelmesh 40 × 40 × 3.5 mm powder coated in black, dimension 1474 × 1216 mm.
	JSM YN40W11	2TLA040040R2900	Welded steelmesh 40 × 40 × 3.5 mm powder coated in black, dimension 1074 × 1216 mm.
	JSM YN40W12	2TLA040040R2900	Svart svetsat stål nät. Nätmaska 40 x 40 x 3,5 mm, dimension 2020 x 1152 mm.
		JSM YPC5A1	2TLA040039R1000
JSM YPC5A2		2TLA040039R1100	5 mm clear polycarbonate dimension 2020 × 1174 mm.
JSM YPC5A3		2TLA040039R1700	5 mm clear polycarbonate dimension 1074 × 1816 mm.
JSM YPC5A4		2TLA040039R1800	5 mm clear polycarbonate dimension 1074 × 2016 mm.
JSM YPC5A5		2TLA040039R1900	5 mm clear polycarbonate dimension 960 × 1698 mm.
	JSM YPC5A9	2TLA040039R1200	5 mm clear polycarbonate max dimension 2050 × 3050 mm.
	JSM YPC3AC1	2TLA040039R2500	3 mm dark tinted polycarbonate weld-protected panel, 2050 × 3000.
JSM YPC3AC9	2TLA040039R2400	3 mm dark tinted polycarbonate weld-protected panel, cut to size.	
	JSM YGP1A9	2TLA040039R0700	1.0 mm cross-bent galvanized panel.
	JSM YLA25A1	2TLA040039R2600	Sound-absorbing panel 25 mm smooth (white polyester)/perforated (galvanized), core material is mineral wool, sound reduction 29dB Rw, dimension 1963 × 1200 mm.
	JSM YLA25A9	2TLA040037R1100	Sound-absorbing panel 25 mm smooth (white polyester)/perforated (galvanized). Core material is mineral wool, cut to size. Sound reduction 29dB Rw.
	JSM YLA50A9	2TLA042150R2300	Sound-absorbing panel 50 mm smooth (white polyester)/perforated (galvanized). core material is mineral wool, cut to size. Sound reduction 33dB Rw.
	JSM YN30W1	2TLA042150R1800	Welded steelmesh 30 × 30 × 3 mm powder coated in black, dimension 2020 × 1123 mm.

Accessories - Fencing system Quick-Guard

IMAGES	DESIGNATION	ARTICLE NUMBER	DESCRIPTION
	JSM M4B	2TLA040035R0700	Special nut, M4 galvanized.
	JSM M5B	2TLA040035R0400	Special nut, M5 galvanized.
	JSM M6B	2TLA040035R0500	Special nut, M6 galvanized.
	JSM M8B	2TLA040035R0600	Special nut, M8 galvanized.
	JSM M10A	2TLA041069R0000	Endnut M10 for JSM A44
	JSM B4C	2TLA040035R5000	Centring washer M4 galvanized steel.

	JSM B5C	2TLA040035R5100	Centring washer M4 galvanized steel.
	JSM B6C	2TLA040035R5200	Centring washer M6 galvanized steel.
	JSM B8C	2TLA040035R5300	Centring washer M8 galvanized steel.
	JSM S8E	2TLA041019R0100	Screw for guiding rail JSM A56 M8 × 12, zinc plated steel.
	JSM S5B	2TLA041039R0100	Screw for cable ducting M5 × 12, Zinc plated steel.
	JSM S6A	2TLA041039R0200	Screw for hinge cross-slotted Z (pozidrive) M6 × 12, zinc plated steel.
	JSM S8A	2TLA041019R0000	Screw for brackets and accessories. M8x16 GEOMET.
	JSM X1	2TLA040033R4300	Cable tie holder including screw and nut, nylon black.
	JSM X2	2TLA041900R4300	Expansion-shell bolt M10 × 68, zinc plated steel.
	JSM X4	2TLA041911R0100	Mesh clipping tool L=300 mm.
	JSM X5B	2TLA041810R0300	ABB Safety Products sign. Förmonterade med skruv. Dimensions 220x40x1,5mm. Pre-assembled

Contact us

ABB AB

Jokab Safety

Tel. +46 21-32 50 00

www.abb.com/jokabsafety

Note: We reserve the right to make technical changes or modify the contents of this document without prior notice. With regard to purchase orders, the agreed particulars shall prevail. ABB AB, Jokab Safety does not accept any responsibility whatsoever for potential errors or possible lack of information in this document.

We reserve all rights in this document and in the subject matter and illustrations contained therein. Any reproduction, disclosure to third parties or utilization of its contents – in whole or in parts – is forbidden without prior written consent of ABB AB, Jokab Safety.

Copyright © 2016 ABB
All rights reserved

© Copyright ABB 2TLC172005B0201 rev.C