



HALF SIZE CRYSTAL CAN RELAY 2 AMPERE DPDT

**Series
2K**

Product Description

The leading relay design in military and commercial application is represented in Nuova Hi-G Italia 2K series relay. The products advanced design provides superior performance in the environmental and operational requirements of today's sophisticated equipment. Volume production coupled ensure product consistency and the highest degree of the reliability.

The following construction features ensure the highest reliability in extreme environments:

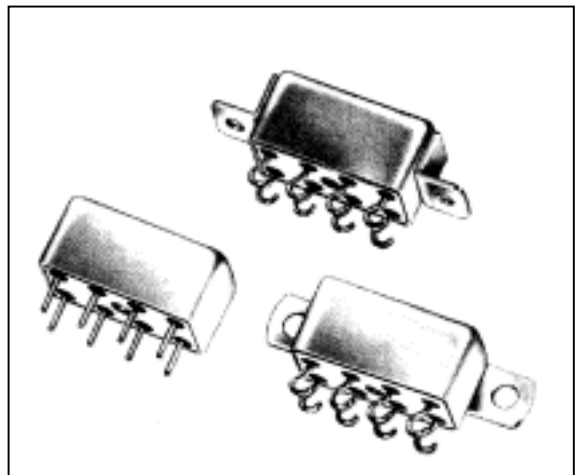
- All welded relay construction
- Cleaning and sealing techniques ensures maximum internal cleanliness
- Low level to 2 amperes switching
- 2 form C, DPDT contacts, special metal alloy with gold plating
- Frame, armature designs and force / mass ratio provides exceptional immunity to shock and vibration.

Series Type

- **2K** 2 form C, DPDT

Environmental and Physical Specifications

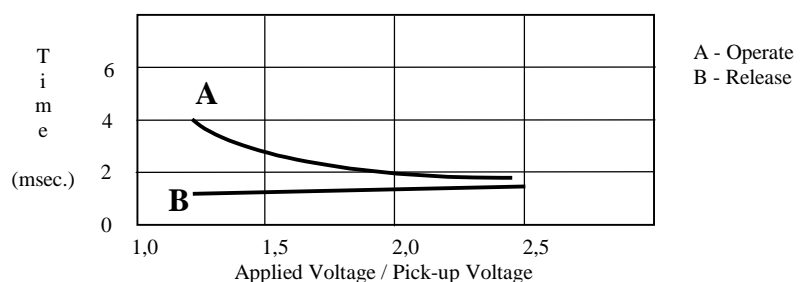
Temperature (Ambient)	- 65°C to + 125°C
Shock	100 g, 6 msec.
Vibration (sinusoidal)	20 g, 10 to 2000 Hz
Acceleration	50 g
Sealing	All welded, Hermetic
Weight	0,35 oz. (10,0 grams) max.



Electrical Characteristics (over the Temperature range. Unless otherwise noted)

Coil Data	See Typical Characteristics chart		
Contact Rating	Type Load	Contact Load	Cycles min.
(Note: All ratings with grounded case)	Low Level	10 mA / 30 mV	1.000.000
	Resistive	2 A / 28 Vdc	100.000
		1 A / 115Vac, 400 Hz	100.000
		0,3 A / 115 Vac, 60 Hz	100.000
Overload	4 A / 28 Vdc	100	
Inductive	0,75 A / 28 Vdc (200 mH)	100.000	
Contact Resistance	0,05 Ω max. initial		
Operate Time	4,0 msec. max. at 25°C		
Release Time	2,0 msec. max. at 25°C		
Contact Bounce	3,0 msec. max. at 25°C		
Dielectric Strength	1.000 Vrms min., 60 Hz, all points, 500 Vrms min. between open contacts and coil to case, at sea level		
Insulation Resistance	1.000 MΩ min. all points at 500 Vdc		
Intercontact Capacitance	2,5 pF between contacts		
Sensitivity	250 mW at pick-up, 660 mW typical at nominal rated coil voltage, at 25 °C		

Figure 1 - Operate & Release Time curves vs. Applied Voltage



Note:
Typical characteristics are based on factory knowledge. Test to ensure compliance, are not performed.



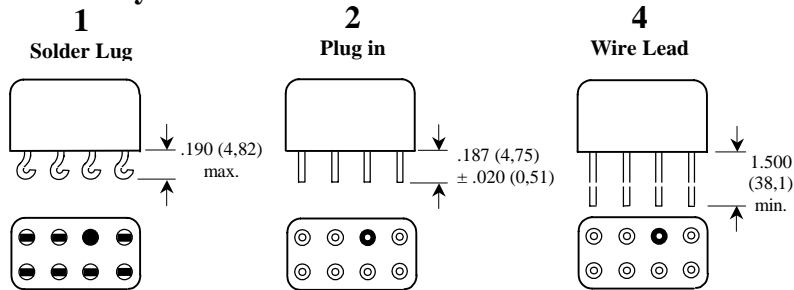
HALF SIZE CRYSTAL CAN RELAY 2 AMPERE DPDT

**Series
2K**

Typical Characteristics

Voltage Code	Coil Voltage		Coil Resistance ± 10% at 25°C	Pick-up Vdc Max. at 25°C	Drop-out Vdc Min. at 25°C
	Nominal	Max.			
105	5,0	6,0	39	3,7	0,3
106	6,0	7,2	40	3,3	0,35
112	12,0	14,4	160	6,5	0,75
124	24,0	29,0	870	17,5	1,4
126	26,5	32,0	700	13,5	1,5
136	36,0	43,0	1960	26,0	2,2
148	48,0	57,0	3480	35,0	2,9

Terminal Styles

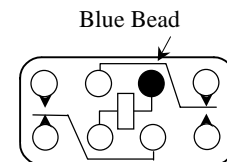


Note:

- Dimensions are shown in inches (millimetres)

- Terminal spacing is .200 (5,08). Terminal diameter is .030 (0,76) + .003 (0,08) - .002 (0,05)

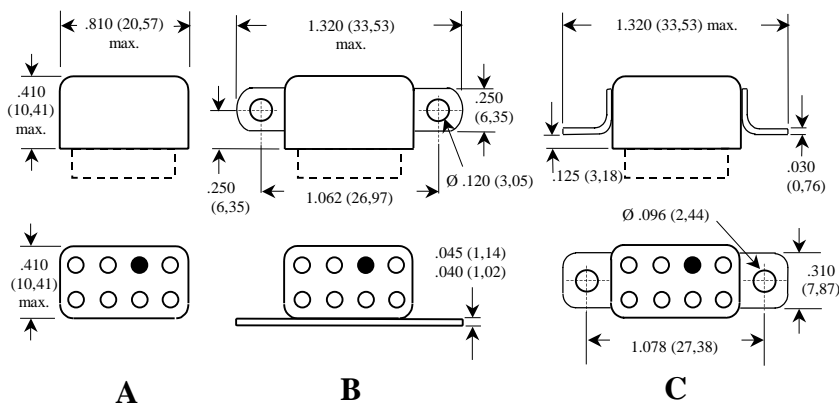
Schematic Diagram



Note:

- Schematics are viewed from terminals

Mounting Styles

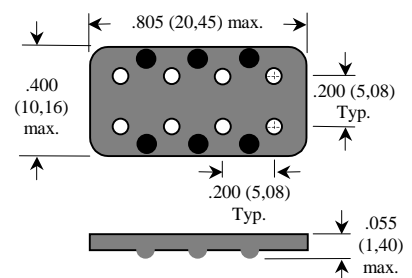


Note:

- Dimensions are shown in inches (millimetres)

Insulating Pad

Relays can be supplied with an insulating pad epoxied to the relay header, to prevent the possible shorting of printed circuit board land lines and to facilitate circuit board cleaning. To order relay with pad add. "P" to Part Number. Example: **2K-2A-126 P**



Note:

-Dimensions are shown in inches (millimetres)

How to Order (Part Numbering System)

