

HOFFMAN PRODUCTS

Family of Electrical Components



TPC WIRE & CABLE CORP.
EXPECT HIGH PERFORMANCE®

ABOUT HOFFMAN PRODUCTS



Hoffman Products is an electrical components accessory line at TPC Wire & Cable Corp. that offers a diverse selection of electrical products such as terminals, connectors, cable ties, alligator clips, cable glands and more that are used on a daily basis by electrical maintenance professionals everywhere. What sets us apart is our broad selection and deep inventory which allows us to meet your timely shipping requests. Whether we are your primary supplier or the people you go to in a pinch, you can rely on Hoffman Products to keep you prepared for the demands of your electrical maintenance facility.

BROAD LINE OF QUALITY PRODUCTS

Hoffman Products continuously strives to meet or exceed the highest product quality standards in the industry. The majority of products carried are UL listed, CSA certified and RoHS compliant. The product line consists of ferrules, connectors, tools, cable ties, heat shrink tubing, lugs, metal strip terminals, solderless terminals and kits.

DEEP INVENTORY

Deep inventory levels allow Hoffman Products to ship immediately to meet our customer's urgent needs.

EXCELLENT SERVICE

Hoffman Products is easy to do business with because our people care about the customer. You can rely on Hoffman Products for good communication, follow-up and to meet delivery commitments. Hoffman Products continues to support manufacturers through development of additional products.

EXCELLENT VALUE

Hoffman Products provides our customers the value-add of having deep inventories of quality products, low minimum orders and customized packaging available to meet our customer's needs.



HISTORY OF HOFFMAN PRODUCTS

1962 Hoffman Products company begins as a supplier of solderless terminals and connectors to the domestic manufacturing market in Farmingdale, NY.

1982 Acquired by Premier Industrial Corporation of Cleveland, OH.

1996 Premier Industrial Corporation is purchased by Farnell of the United Kingdom and becomes Premier Farnell PLC. Hoffman Products becomes a Division of Premier Farnell.

2002 Hoffman Products facility moves from Farmingdale, NY to Oak Park, MI to share building and warehouse space with Cadillac Electric, another Premier Farnell Company.

2009 Hoffman Products was assumed by TPC Wire & Cable Corp., another Premier Farnell company and became a TPC Wire & Cable Accessory Brand. Inventory was transferred to TPC's warehouse in Mentor, OH.

2011 Premier Farnell sells TPC Wire & Cable Corp. to Pflugsten Partners, a private equity firm.

2012 TPC consolidates Fraser, MI warehouse, Mentor, OH warehouse and Independence, OH corporate headquarters to one facility in Macedonia, OH, a suburb of Cleveland.

TABLE OF CONTENTS

Terminals.....	2 – 10
Connectors	11 – 16
Disconnects	17 – 19
Ferrules	20
Strain Reliefs & Bushings.....	21
Cable Glands	22 – 24
Alligator Clips.....	25
Wire Bundling.....	26 – 28
Heat Shrink Tubing.....	29
Vulko-Wrap™ Insulating Tape.....	30
Hand Tools.....	31
Electric Crimping Machine.....	32
Technical Information.....	33



TPC WIRE & CABLE CORP.
EXPECT HIGH PERFORMANCE®

TPC Wire & Cable Corp.

9600 Valley View Rd,
 Macedonia, Oh 44056

Phone: 216-525-4320
 Toll Free: 800-645-2014
 Fax: 866-896-3017

www.tpcwire.com

TERMINALS

TOR (TAPE ON REEL) AVAILABLE

High quality solderless terminals provide solid wire crimps that meld both stranded wire or solid wire with the barrel of the terminal into one strong electrical connection. Terminals are available with or without tin plating used for corrosion resistance. Insulation is available in vinyl and nylon with or without an extra support sleeve (for double crimp). The ring and spade terminals are made from 100% electrolytic copper and are tin plated. **All terminals are UL and RoHS Compliant.**

26-22 AWG RING TERMINALS



STUD SIZE	NON-INSULATED	VINYL	VINYL W/ SUPPORT SLEEVE	NYLON W/ SUPPORT SLEEVE	NYLON	HIGH TEMP 650°F	HIGH TEMP 900°F	HEAT SHRINK
2	E2	-	-	EFND2/J	-	-	-	-
4	E3	-	-	EFND3.7	-	-	-	-
6	EM3	-	-	EFND3/J	-	-	-	-
8	E4	-	-	EFND4/J	-	-	-	-

22-16 AWG RING TERMINALS



STUD SIZE	NON-INSULATED	VINYL	VINYL W/ SUPPORT SLEEVE	NYLON W/ SUPPORT SLEEVE	NYLON	HIGH TEMP 650°F	HIGH TEMP 900°F	HEAT SHRINK
2	AS2	-	-	-	-	-	-	-
4	AS3	AFVLS3R2	AFVDS3	AFNDS3	-	-	-	-
6	AM3	AFVLM3R2	AFVDM3	AFNDM3	-	AM3NPT	AWSM3HT	AHS3
8	HA4	AFVL4R2	AFVD4	AFND4	-	A4NPT	AWS4HT	AHS4
10	A5	AFVL5R2	AFVD5	AFND5	-	A5NPT	AWS5HT	AHS5
1/4"	A6	AFVL6R2	AFVD6	AFND6	-	-	AWS6HT	AHS6
5/16"	A8	AFVL8R2	AFVD8	AFND8	-	-	-	AHS8
3/8"	A9	AFVL9R2	AFVD9	AFND9	-	-	-	AHS9
1/2"	A13	-	-	-	-	-	-	-

16-14 AWG RING TERMINALS



STUD SIZE	NON-INSULATED	VINYL	VINYL W/ SUPPORT SLEEVE	NYLON W/ SUPPORT SLEEVE	NYLON	HIGH TEMP 650°F	HIGH TEMP 900°F	HEAT SHRINK
4	B3	BFVL3R2	BFVD3	BFND3	-	-	-	-
6	BM3	BFVLM3R2	BFVDM3	BFNDM3	-	BM3NPT	BWSM3HT	BHS3
8	B4	BFVL4R2	BFVD4	BFND4	-	BM4NPT	BWS4HT	BHS4
10	B5	BFVL5R2	BFVD5	BFND5	-	BM5NPT/J	BWS5HT	BHS5
1/4"	B6	BFVL6R2	BFVD6	BFND6	-	-	BWS6HT	BHS6
5/16"	B8	BFVL8R2	BFVD8	BFND8	-	-	-	BHS8
3/8"	B9	BFVL9R2	BFVD9	BFND9	-	-	-	BHS9
1/2"	B13	BFVL13R2	BFVD13	BFND13	-	-	-	-

12-10 AWG RING TERMINALS



STUD SIZE	NON-INSULATED	VINYL	VINYL W/ SUPPORT SLEEVE	NYLON W/ SUPPORT SLEEVE	NYLON	HIGH TEMP 650°F	HIGH TEMP 900°F	HEAT SHRINK
6	DS3	DFVL3R2	DFVDS3	DFNDS3	-	-	-	-
8	D4	DFVL4R2	DFVD4	DFND4	-	D4NPT/J	DWS4HT	DHS4
10	D5	DFVL5R2	DFVD5	DFND5	-	D5NPT	DWS5HT	DHS5
1/4"	D6	DFVL6R2	DFVD6	DFND6	-	D6NPT	DWS6HT	DHS6
5/16"	D8	DFVL8R2	DFVD8	DFND8	-	-	-	DHS8
3/8"	D9	DFVL9R2	DFVD9	DFND9	-	-	-	DHS9
1/2"	D13	DFVL13R2	DFVD13	DFND13	-	-	-	-
9/16"	D14	-	-	-	-	-	-	-

8 AWG RING TERMINALS



STUD SIZE	NON-INSULATED	VINYL	VINYL W/ SUPPORT SLEEVE	NYLON W/ SUPPORT SLEEVE	NYLON	HIGH TEMP 650°F	HIGH TEMP 900°F	HEAT SHRINK
8	8S4R1	-	-	-	FN8S4	-	-	-
10	8S5R1	-	-	-	FN8S5	-	-	-
1/4"	8S6R1	-	-	-	FN8S6	-	-	-
5/16"	88R1	-	-	-	FN88	-	-	-
3/8"	89R1	-	-	-	FN89	-	-	-
1/2"	813R1	-	-	-	FN813	-	-	-

6 AWG RING TERMINALS



STUD SIZE	NON-INSULATED	VINYL	VINYL W/ SUPPORT SLEEVE	NYLON W/ SUPPORT SLEEVE	NYLON	HIGH TEMP 650°F	HIGH TEMP 900°F	HEAT SHRINK
10	65R1	-	-	-	FN65	-	-	-
1/4"	66R1	-	-	-	FN66	-	-	-
5/16"	68R1	-	-	-	FN68	-	-	-
3/8"	69R1	-	-	-	FN69	-	-	-
1/2"	613R1	-	-	-	FN613	-	-	-

TERMINALS

TOR (TAPE ON REEL) AVAILABLE

4 AWG RING TERMINALS



STUD SIZE	NON-INSULATED	VINYL	VINYL W/ SUPPORT SLEEVE	NYLON W/ SUPPORT SLEEVE	NYLON	HIGH TEMP 650°F	HIGH TEMP 900°F	HEAT SHRINK
10	4S5R1	-	-	-	FN4S5	-	-	-
1/4"	46R1	-	-	-	FN46	-	-	-
5/16"	48R1	-	-	-	FN48	-	-	-
3/8"	4S9R1	-	-	-	FN49	-	-	-
1/2"	413R1	-	-	-	FN413	-	-	-

2 AWG RING TERMINALS



STUD SIZE	NON-INSULATED	VINYL	VINYL W/ SUPPORT SLEEVE	NYLON W/ SUPPORT SLEEVE	NYLON	HIGH TEMP 650°F	HIGH TEMP 900°F	HEAT SHRINK
10	2S5R1	-	-	-	FN2S5	-	-	-
1/4"	2S6R1	-	-	-	FN2S6	-	-	-
5/16"	2S8R1	-	-	-	FN2S8	-	-	-
3/8"	29R1	-	-	-	FN29	-	-	-
7/16"	211R1	-	-	-	-	-	-	-
1/2"	213R1	-	-	-	FN213	-	-	-

LARGE NON-INSULATED RING TERMINALS



STUD SIZE	WIRE SIZE							
	1/0 AWG	2/0 AWG	3/0 AWG	4/0 AWG	250/300 MCM	300/350 MCM	400/500 MCM	500/600 MCM
1/4"	1/06R1	2/06R1	3/06R1	4/06R1	-	-	-	-
5/16"	1/08R1	2/08R1	3/08R1	4/08R1	1508R1	-	-	-
3/8"	1/09R1	2/09R1	3/09R1	4/09R1	1509R1	2009R1	2509R1	3009R1
7/16"	1/011R1	2/011R1	3/011R1	-	15011R1	-	-	-
1/2"	1/013R1	2/013R1	3/013R1	4/013R1	15013R1	20013R1	25013R1	30013R1
5/8"	1/016R1	2/016R1	3/016R1	4/016R1	15016R1	20016R1	25016R1	30016R1
3/4"	-	-	-	4/019R1	-	20019R1	-	-

NON-INSULATED FLAG TERMINALS



STUD SIZE	WIRE SIZE										
	22-16	16-14	12-10	8	6	4	2	1/0	2/0	3/0	4/0
8	AFG4	BFG4	-	-	-	-	-	-	-	-	-
10	AFG5	BFG5	DFG5	FG85	FG65/J	-	-	-	-	-	-
1/4"	-	BFG6	DFG6	FG86	FG66	FG46	FG26	FG1/06	-	-	-
5/16"	-	-	-	FG88	FG68	FG48	FG28	FG1/08	FG2/08	FG3/08	FG4/08
3/8"	-	-	-	FG89	FG69	FG49	FG29	FG1/09	FG2/09	FG3/09	FG4/09
1/2"	-	-	-	-	-	-	-	-	FG2/013	FG3/013	FG4/013
3/4"	-	-	-	4/019R1	-	-	-	-	-	-	-

26-22 AWG SPADE TERMINALS



STUD SIZE	NON-INSULATED	VINYL	VINYL W/ SUPPORT SLEEVE	NYLON W/ SUPPORT SLEEVE	NYLON	HIGH TEMP 650°F	HIGH TEMP 900°F	HEAT SHRINK
4	E3A	-	-	-	-	-	-	-
6	E3.7A	-	-	-	EFND3.7A/J	-	-	-
8	E4A	-	-	-	EFND4A/J	-	-	-

22-16 AWG SPADE TERMINALS



STUD SIZE	NON-INSULATED	VINYL	VINYL W/ SUPPORT SLEEVE	NYLON W/ SUPPORT SLEEVE	NYLON	HIGH TEMP 650°F	HIGH TEMP 900°F	HEAT SHRINK
4	AM3A	AFVLM3AR2	AFVDM3A	AFNDM3A	-	-	-	-
6	AS3A	AFVLS3AR2	AFVDS3A	AFNDS3A	-	-	-	AHS3A
8	AS4A	AFVLS4AR2	AFVDS4A	AFNDS4A	-	-	-	AHS4A
10	AM5A	AFVLM5AR2	AFVDM5A	AFNDM5A	-	-	-	AHS5A
1/4"	A6A	AFVL6AR2	AFVD6A	AFND6A	-	-	-	-

16-14 AWG SPADE TERMINALS



STUD SIZE	NON-INSULATED	VINYL	VINYL W/ SUPPORT SLEEVE	NYLON W/ SUPPORT SLEEVE	NYLON	HIGH TEMP 650°F	HIGH TEMP 900°F	HEAT SHRINK
8	B4A	BFVL4AR2	BFVD4A	BFND4A	-	-	-	BHS4A
10	B5A	BFVL5AR2	BFVD5A	BFND5A	-	-	-	BHS5A
1/4"	B6A	BFVL6AR2	BFVD6A	BFND6A	-	-	-	-

TERMINALS

TOR (TAPE ON REEL) AVAILABLE

12-10 AWG SPADE TERMINALS



STUD SIZE	NON-INSULATED	VINYL	VINYL W/ SUPPORT SLEEVE	NYLON W/ SUPPORT SLEEVE	NYLON	HIGH TEMP 650°F	HIGH TEMP 900°F	HEAT SHRINK
6	DS3A	DFVLS3AR2	DFVDS3A	DFNDS3A	-	-	-	-
8	-	DFVLS4AR2	-	DFNDS4A	-	-	-	DHS4A
10	D5A	DFVL5AR2	DFVD5A	DFND5A	-	-	-	DHS5A
1/4"	D6A	DFVL6AR2	DFVD6A	DFND6A	-	-	-	DHS6A

22-16 AWG FLANGED SPADE TERMINALS



STUD SIZE	NON-INSULATED	VINYL	VINYL W/ SUPPORT SLEEVE	NYLON W/ SUPPORT SLEEVE	NYLON	HIGH TEMP 650°F	HIGH TEMP 900°F	HEAT SHRINK
6	AS3B	AFVLS3BR2	AFVDS3B	AFNDS3B	-	-	-	-
8	AS4B	AFVLS4BR2	AFVDS4B	AFNDS4B	-	-	-	-
10	AS5B	-	AFVDS5B	AFNDS5B	-	-	-	-

16-14 AWG FLANGED SPADE TERMINALS



STUD SIZE	NON-INSULATED	VINYL	VINYL W/ SUPPORT SLEEVE	NYLON W/ SUPPORT SLEEVE	NYLON	HIGH TEMP 650°F	HIGH TEMP 900°F	HEAT SHRINK
6	-	BFVLS3BR2	BFVDS3B	BFNDS3B	-	-	-	-
8	BS4B	BFVLS4BR2	BFVDS4B	BFNDS4B	-	-	-	-
10	BS5B	BFVLS5BR2	BFVDS5B	BFNDS5B	-	-	-	-

12-10 AWG FLANGED SPADE TERMINALS



STUD SIZE	NON-INSULATED	VINYL	VINYL W/ SUPPORT SLEEVE	NYLON W/ SUPPORT SLEEVE	NYLON	HIGH TEMP 650°F	HIGH TEMP 900°F	HEAT SHRINK
6	DS3B	DFVLS3BR2	DFVDS3B	DFNDS3B	-	-	-	-
8	DS4B	-	DFVDS4B	DFNDS4B	-	-	-	-
10	-	-	DFVDS5B	DFNDS5B	-	-	-	-

22-16 AWG LOCKING SPADE TERMINALS



STUD SIZE	NON-INSULATED	VINYL	VINYL W/ SUPPORT SLEEVE	NYLON W/ SUPPORT SLEEVE	NYLON	HIGH TEMP 650°F	HIGH TEMP 900°F	HEAT SHRINK
6	AWS3LST	AFVL3LSR2	AFVD3LST	AFND3LSR2	-	-	-	-
8	AWS4LST	AFVL4LSR2	AFVD4LST	AFND4LSR2	-	-	-	-
10	AWS5LST	AFVL5LSR2	AFVD5LST	AFND5LSR2	-	-	-	-

16-14 AWG LOCKING SPADE TERMINALS



STUD SIZE	NON-INSULATED	VINYL	VINYL W/ SUPPORT SLEEVE	NYLON W/ SUPPORT SLEEVE	NYLON	HIGH TEMP 650°F	HIGH TEMP 900°F	HEAT SHRINK
6	BWS3LST	BFVL3LSR2	BFVD3LST	BFND3LSR2	-	-	-	-
8	-	BFVL4LSR2	BFVD4LST	BFND4LSR2	-	-	-	-
10	BWS5LST	BFVL5LSR2	BFVD5LST	BFND5LSR2	-	-	-	-

12-10 AWG LOCKING SPADE TERMINALS



STUD SIZE	NON-INSULATED	VINYL	VINYL W/ SUPPORT SLEEVE	NYLON W/ SUPPORT SLEEVE	NYLON	HIGH TEMP 650°F	HIGH TEMP 900°F	HEAT SHRINK
6	DWS3LST	DFVL3LSR2	DFVD3LST	DFND3LSR2	-	-	-	-
8	DWS4LST	DFVL4LSR2	DFVD4LST	DFND4LSR2	-	-	-	-
10	DWS5LST	DFVL5LSR2	DFVD5LST	DFND5LSR2	-	-	-	-

Connection Made with a Heat Gun – No Soldering or Crimping Tool Required

For more details on Soldering Type Heat Shrinkable Terminals and Connectors, see page 7, 8 and 15.



Soldering Type Heat Shrinkable Terminals provide maximum pull out strength; maximum conductivity; a water tight seal; low temperature pre-fluxed solder ring and a crimp free design.

SOLDERING TYPE HEAT SHRINKABLE SPADE TERMINALS



		PART NO.	GAUGE	COLOR	DESCRIPTION
	•	HELA220-02	22-24 AWG	CLEAR	#2 Stud
	•	HELA220-04	22-24 AWG	CLEAR	#4 Stud
	•	HELA220-06	22-24 AWG	CLEAR	#6 Stud
•	•	HELA216-10	18-20 AWG	RED	#10 Stud
•	•	HELA214-10	14-16 AWG	BLUE	#10 Stud
•	•	HELA210-10	10-12 AWG	YELLOW	#10 Stud

SOLDERING TYPE HEAT SHRINKABLE RING TERMINALS



UL	CS	PART NO.	GAUGE	COLOR	DESCRIPTION
	•	HELA120-02	22-24 AWG	CLEAR	#2 Stud
	•	HELA120-04	22-24 AWG	CLEAR	#4 Stud
	•	HELA120-06	22-24 AWG	CLEAR	#6 Stud
•	•	HELA116-06	18-20 AWG	RED	#6 Stud
•	•	HELA116-08	18-20 AWG	RED	#8 Stud
•	•	HELA116-10	18-20 AWG	RED	#10 Stud
•	•	HELA116-14	18-20 AWG	RED	1/4" Stud
	•	HELA116-516	18-20 AWG	RED	5/16" Stud
	•	HELA116-38	18-20 AWG	RED	3/8" Stud
	•	HELA114-06	14-16 AWG	BLUE	#6 Stud
•	•	HELA114-08	14-16 AWG	BLUE	#8 Stud
•	•	HELA114-10	14-16 AWG	BLUE	#10 Stud
•	•	HELA114-14	14-16 AWG	BLUE	1/4" Stud
	•	HELA114-516	14-16 AWG	BLUE	5/16" Stud
•	•	HELA114-38	14-16 AWG	BLUE	3/8" Stud
•	•	HELA110-10	10-12 AWG	YELLOW	#10 Stud
•	•	HELA110-14	10-12 AWG	YELLOW	1/4" Stud
	•	HELA110-516	10-12 AWG	YELLOW	5/16" Stud
•	•	HELA110-38	10-12 AWG	YELLOW	3/8" Stud
•	•	HELA110-12	10-12 AWG	YELLOW	1/2" Stud

Our tubular lugs are available in non-plated, tin-plated and color-coded. They are UL certified for heavy-duty applications with trucks, buses, forklifts, automotive and industrial equipment. They have annealed terminals for easy crimping, along with seamless barrels for a secure accurate crimp. They are also made from high quality copper: 110 Cu ASTM B152.

TUBULAR LUGS — TIN PLATED COPPER



STUD SIZE	WIRE SIZE								
	8	6	4	2	1	1/0	2/0	3/0	4/0
10	-	-	1590T76	-	-	-	-	-	-
1/4"	1701T76	1601T76	1591T76	1580T76	1560T76	1550T76	1540T76	1530T76	1520T76
5/16"	1702T76	1602T76	1592T76	1581T76	1561T76	1551T76	1541T76	1531T76	1521T76
3/8"	1703T76	1603T76	1593T76	1582T76	1562T76	1552T76	1542T76	1532T76	1522T76
1/2"	-	1604T76	1594T76	1583T76	1563T76	1553T76	1543T76	1533T76	1523T76

More options available: **Non-plated** (delete "T" from part number - i.e. "170176"); **With sight hole** (add "S" before "76" in part number - i.e. "1523TS76").

TUBULAR LUGS — COLOR CODED TIN PLATED COPPER WITH SIGHT HOLE



STUD SIZE	WIRE SIZE								
	8	6	4	2	1	1/0	2/0	3/0	4/0
10	TLS8576	-	-	-	-	-	-	-	-
1/4"	TLS8676	TLS6676	TLS4676	TLS2676	TLS16	TLS1/0676	TLS2/0676	TLS3/06	-
5/16"	TLS88	TLS68	TLS4876	TLS2876	TLS1876	TLS1/0876	TLS2/08	TLS3/08	-
3/8"	TLS8976	TLS6976	TLS4976	TLS2976	TLS1976	TLS1/0976	TLS2/0976	TLS3/0976	TLS4/0976
1/2"	-	-	-	-	-	TLS1/01376	TLS2/013	TLS3/013	TLS4/01376

RING TERMINALS — METAL STRIP MOUNTED



WIRE SIZE	STUD SIZE	CRIMP TYPE	PART NO.
22-16	5	SINGLE	2216M2ST
22-16	8	SINGLE	20144ST
22-16	5	DOUBLE	2216S2ST
22-16	6	DOUBLE	22163ST
22-16	6	DOUBLE	22162ST
22-16	6	DOUBLE	2016M3ST
22-16	8	DOUBLE	2216M4ST
22-16	8	DOUBLE	22164ST
22-16	10	DOUBLE	2216M5ST
22-16	10	DOUBLE	H22165ST
22-16	5/16"	DOUBLE	22168ST
22-16	3/8"	DOUBLE	2216S9ST

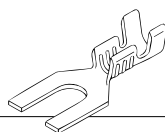
SERRATED RING TERMINALS — METAL STRIP MOUNTED



WIRE SIZE	STUD SIZE	CRIMP TYPE	PART NO.
22-16	8	DOUBLE	2216M4SST
20-16	6	DOUBLE	2016M3SST
20-16	6	DOUBLE	20163SST
20-16	8	DOUBLE	20164SST
20-16	10	DOUBLE	20165SST
20-16	1/4"	DOUBLE	20166SST

TERMINALS

SPADE TERMINALS – METAL STRIP MOUNTED

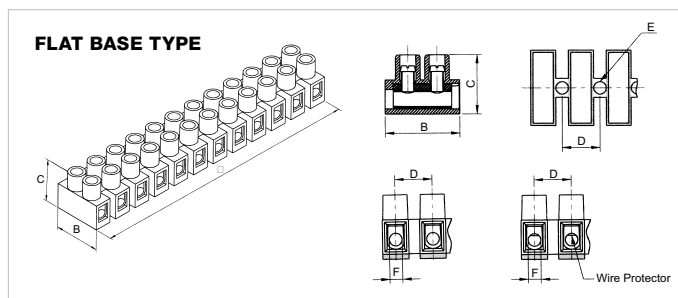


WIRE SIZE	STUD SIZE	CRIMP TYPE	PART NO.
20-16	6	DOUBLE	22163AST
20-16	8	DOUBLE	22164AST

TERMINAL BLOCKS



Hoffman Products' Safe Wire Terminal Blocks are a high quality, cost saving method for wire termination. The "Safe Wire" feature is designed with a stainless steel plate that closes over the wire to eliminate breakage of the wire strands and creates a safe, secure connection. They are made from 6/6 nylon, making them durable, flame retardant and heat resistant. The blocks can be cut to specific requirements, saving time and money. Available in flat base, high base and high foot base construction.



PART NO.	CONSTRUCTION	WIRE RANGE	# OF POSITIONS	SCREW (ZINC PLATED)	DIMENSIONS (IN)					
					A	B	C	D	E	F
HB1820ABWP/12	FLAT BASE	22-12	12	M2.6 X 5	3.77	0.64	0.52	0.32	0.11	0.11
HB141810WP/12	FLAT BASE	22-12	12	M3 X 6	4.63	0.8	0.62	0.39	0.14	0.13
HB121012WP/12	FLAT BASE	22-10	12	M3.5 X 7	5.4	0.64	0.75	0.47	0.15	0.15
HB813.5WP/12	FLAT BASE	22-8	12	M4 X P	6.22	1.01	0.99	0.53	0.17	0.19

HOUSING FOR 110 TAB



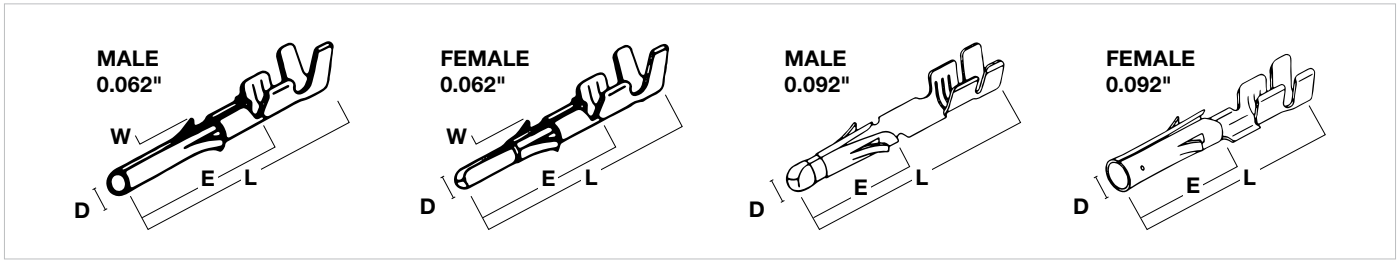
PART NO.	DESCRIPTION	USE WITH
F4110	4 Position Female Housing	MI2216T110MS
F6110	6 Position Female Housing	MI2216T110MS
F9110	9 Position Female Housing	MI2216T110MS
M4110	4 Position Male Housing	FI2216T110MS
M9110	9 Position Male Housing	FI2216T110MS
F4110LK	4 Position Locking Female Housing	MI2216T110MS
F9110LK	9 Position Locking Female Housing	MI2216T110MS
M3110LK	3 Position Locking Male Housing	FI2216T110MS
M4110LK	4 Position Locking Male Housing	FI2216T110MS
M6110LK	6 Position Locking Male Housing	FI2216T110MS
M9110LK	9 Position Locking Male Housing	FI2216T110MS

HOUSING FOR 250 TAB




PART NO.	DESCRIPTION	USE WITH
F4250	4 Position Female Housing	MI2216T250MS
F6250	6 Position Female Housing	MI2216T250MS
F8250	8 Position Female Housing	MI2216T250MS
M4250	4 Position Male Housing	FI2216T250MS
M6250	6 Position Male Housing	FI2216T250MS
M8250	8 Position Male Housing	FI2216T250MS
F4250LK	4 Position Locking Female Housing	MI2216T250MS
F6250LK	6 Position Locking Female Housing	MI2216T250MS
F8250LK	8 Position Locking Female Housing	MI2216T250MS
M4250LK	4 Position Locking Male Housing	FI2216T250MS
M6250LK	6 Position Locking Male Housing	FI2216T250MS
M8250LK	8 Position Locking Male Housing	FI2216T250MS

PIN AND SOCKET CONNECTORS

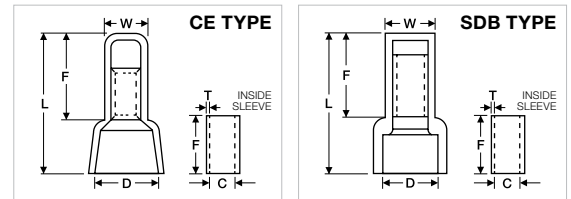


WIRE SIZE	DESCRIPTION	PART NO.	L (IN)	E (IN)	W (IN)	(IN)
22-18	Male Pin 0.062" Dia Strip M Type	MPIN2218T62ST	0.68	0.428	0.124	0.062
22-18	Female Socket 0.062" Dia Strip M Type	FPIN2218T62STM	0.664	0.404	0.124	0.062
22-18	Male Pin 0.092" Dia Strip KM Type	MPIN2218T92ST	0.866	0.445	-	0.0906
22-18	Female Socket 0.092" Dia Strip KM Type	FPIN2218T92ST	0.87	0.441	-	0.0906

CLOSED END CONNECTORS



Hoffman Products' Closed End Connectors are made from 6/6 nylon, UL94V2, with a tin plated copper insert and are UL certified, CSA certified and RoHS compliant.



PART NO.	COLOR	TEMP	VOLTAGE	WIRE SIZE	DIMENSIONS (IN)						
					L	W	F	D	E	T	C
CE100	CLEAR	105°C	300V	22-18	0.709	0.191	0.465	0.244	0.265	0.016	0.102
CE100R	CLEAR	105°C	300V	22-18	0.709	0.191	0.465	0.244	0.265	0.016	0.102
CE233	CLEAR	105°C	300V	16-14	0.776	0.211	0.493	0.311	0.271	0.076	0.121
CE233R	CLEAR	105°C	300V	16-14	0.7874	0.211	0.493	0.283	0.271	0.076	0.121
CE551	CLEAR	105°C	300V	12-10	1.004	0.283	0.626	0.413	0.271	0.023	0.172
CE551R*	CLEAR	105°C	300V	12-10	1.0039	0.283	0.626	0.378	0.271	0.023	0.0172
CE800	CLEAR	105°C	300V	8	1.091	0.359	0.619	0.488	0.332	0.037	0.209
CE233HR	WHITE	150°C	300V	16-14	0.7874	0.211	0.493	0.283	0.271	0.076	0.121
CE551HR	WHITE	150°C	300V	12-10	1.0039	0.283	0.262	0.378	0.271	0.023	0.0172
2218SDB	CLEAR	105°C	600V	22-18	0.598	0.197	0.346	0.236	0.276	0.020	0.091
1614BSDB	CLEAR	105°C	600V	16-14	0.598	0.228	0.346	0.248	0.276	0.018	0.122
1210DSDB	CLEAR	105°C	600V	12-10	0.701	0.287	0.346	0.362	0.295	0.028	0.157

*Also available in 600V version

CONNECTORS

Speed-Ease™ Connectors have a grooved outer design to enable easy twisting even when hands may be greasy. They also provide a threaded inner edge which grabs the wires to provide faster and smoother twisting. A unique funnel entry design helps feed the wires into the connector quickly and easily. Designed with a narrower outer barrel but the same inner dimensions as a standard type so they fit into tight spaces.

STANDARD SPEED-EASE™ CONNECTORS



Color coded with a square wire insert that grabs the wires producing a secure connection. Handles temperatures up to 105°C (221°F).

PART NO.	COLOR	WIRE RANGE (MIN)	WIRE RANGE (MAX)	VOLTAGE
HE1	GRAY	2#22	1#14+1#20	300
HE2	BLUE	2#22	3#16	300
HE3/600V	ORANGE	1#18+1#20	4#16+1#16	600
HE4/600V	YELLOW	3#20	1#10+2#14+1#16	600
HE5	RED	3#18	3#10	600

SLIM SPEED-EASE™ CONNECTORS



These uniquely designed connectors will save you money! Designed with a narrower outer barrel but the same inner dimensions as a standard type so they fit into tight spaces. They can also handle temperatures up to 105°C (221°F).

PART NO.	COLOR	WIRE RANGE (MIN)	WIRE RANGE (MAX)	VOLTAGE
SEHE3C	ORANGE	1#18+1#20	4#16+1#20	600
SEHE4	YELLOW	3#20	1#10+2#14+1#16	600
SEHE5	RED	3#18	3#10	600


BLACK HIGH TEMPERATURE SPEED-EASE™ CONNECTORS



Designed to handle higher temperatures up to 150°C (302°F).

PART NO.	COLOR	WIRE RANGE (MIN)	WIRE RANGE (MAX)	VOLTAGE
HE1H	BLACK	3#22	2#16	300
HE3H	BLACK	3#20	2#14+1#16	300

WING TAB SPEED-EASE™ CONNECTORS



Designed with a square wire insert with wing tabs to make the twist action easier.

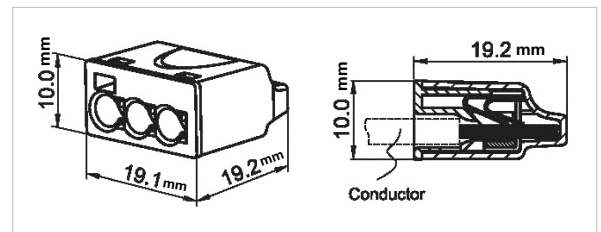
PART NO.	COLOR	WIRE RANGE (MIN)	WIRE RANGE (MAX)	VOLTAGE
HE3YW	Yellow	2#18	3#12	600
HE4TW	Tan	3#22	3#10	600
HE5RW	Red	3#16	5#12	600
HE6GW	Gray	3#14+1#18	3#10	600
HE7BW	Blue	2#10+1#12	1#18+3#10	600



RELEASABLE SPEED-E PUSH-IN CONNECTORS

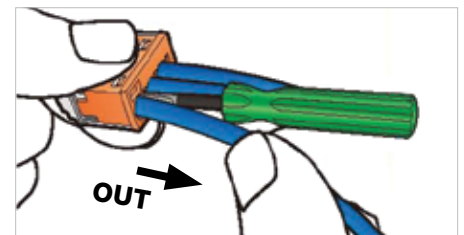
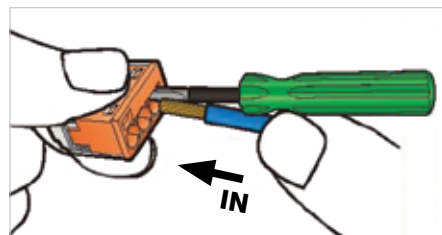
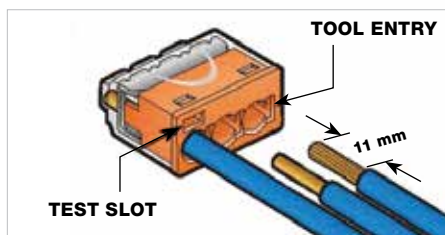
Releasable Speed-E Push-In Connectors are for use with rigid/solid and flexible/stranded conductors. Their compact size is perfect for tight spaces. These connectors accept conductors up to 12 AWG and can be reused. Insert the stripped stranded conductors into connector easily with the operating tool. **18 AWG and larger solid conductors do not require the operating tool.** An operating tool is available upon request.

- Polycarbonate and Polyamide 66, Flame Retardant to UL94V0.
- Working Temperature: 105°C (221°F) UL.
- Rated to 600 Volt maximum for building wiring and **1,000 Volt maximum for lighting fixtures and signs.**
- UL/cUL Certified, CE, RoHS Compliant.



PART NO.	POLES	COLOR	RATINGS & WIRE RANGE	PACK QTY
SPEEDE3RLS	3	Orange	UL: 600 V 20 – 12 AWG, Sol Cu 22 – 16 AWG, Str Cu	100

INSTALLATION

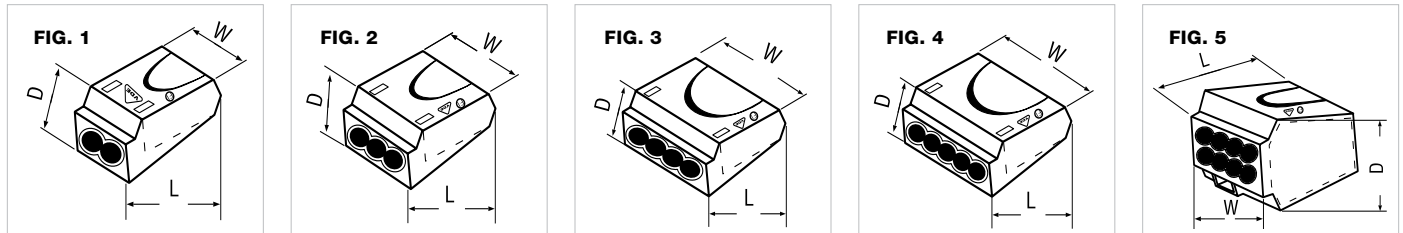


CONNECTORS

SPEED-E CONNECTORS



Speed-E Connectors are made for quick, fast and efficient splicing. Available in both solid and clear plastic housings with 2-8 positions. For solid copper wire in ranges 12-22 AWG only. Color coded for easy identification. 24 AMP, 600 Volt, 6/6 nylon, temperature: 105°C (221°F). UL/CSA Certified, VDE Approved Flame Retardant Thermoplastic, UL94V2.



PART NO.	PART NO. (CLEAR)	NO. OF POSITIONS	COLOR	DIMENSIONS			
				FIGURE NO.	W (MM)	D (MM)	L (MM)
SPEEDE2	SPEEDE2CL	2	Red	1	10.5	9.5	19.5
SPEEDE3	SPEEDE3CL	3	Orange	2	13.5	9.5	19.7
SPEEDE4	SPEEDE4CL	4	Yellow	3	17.2	9.5	19.7
SPEEDE5	SPEEDE5CL	5	Grey	4	21.1	9.5	19.7
SPEEDE8	SPEEDE8CL	8	Black	5	17.5	16.8	19

PARALLEL CONNECTORS



WIRE SIZE	NON-INSULATED	VINYL BUTTED SEAM FLARED	VINYL TUBULAR FLARED	NYLON STRAIGHT TUBULAR	NYLON FLARED BUTTED SEAM	NYLON FLARED TUBULAR	NYLON WINDOW WITH SLEEVE	HIGH TEMP 650°F	HIGH TEMP 900°F	HEAT SHRINK
22-16	AP/J	-	AFVP/J	ANP/J	-	AFNP	-	-	-	-
16-14	BP/J	-	BFVP/J	BNP/J	-	BFNP	-	BNPT/J	-	-
12-10	DP/J	-	DFVP/J	DNP/J	-	DFNP	-	DPNPT/J	-	-
22-16	APC/J	AFVPCR2	-	-	AFNPC	-	-	-	-	-
16-14	BPC/J	BFV LPC	-	-	BFNPC	-	-	-	-	-
12-10	DPC/J	DFV LPC	-	-	DFNPC/J	-	-	-	-	-

BUTT CONNECTORS



WIRE SIZE	NON-INSULATED	VINYL BUTTED SEAM FLARED	VINYL TUBULAR FLARED	NYLON STRAIGHT BUTTED SEAM	NYLON STRAIGHT TUBULAR	NYLON FLARED BUTTED SEAM	NYLON FLARED TUBULAR	NYLON WINDOW WITH SLEEVE	HIGH TEMP 650°F	HIGH TEMP 900°F	HEAT SHRINK
22-16	AC	AFVCWS	AFVC	ANCL	-	AFNC	AFNC/J	ANDCW	ACNPT	AWSCHT	HSC2216
16-14	BC	BFVCWS	BFVC	BNCL	-	BFNC/J	BFNC/J	BNDCW	BCNPT	BWS4HT	HSC1614
12-10	DC	DFVCWS	DFVC	DNCL	-	DFNC/J	DFNC/J	DNDCW	DCNPT	DWS4HT	HSC1210
26-22	EC	-	-	-	-	-	-	-	-	-	HSC2622

8-600MCM BUTT CONNECTORS



GAUGE	NON-INSULATED VINYL	INSULATED VINYL
8	C8R1	FVC8R1
6	C6R1	FVC6R1
4	C4R1	-
2	C2R1	-
1/0	C1/0R1	-
2/0	C2/0R1	-
3/0	C3/0R1	-
4/0	C4/0R1	-
300MCM	C150R1	-
350MCM	C200R1	-
500MCM	C250R1	-
600MCM	C300R1	-



8-500MCM PARALLEL CONNECTORS



GAUGE	PART NO.
8	P8R1
6	P6R1
4	P4R1
2	P2R1
1/0	P1/0R1
2/0	P2/0R1
3/0	P3/0R1
4/0	P4/0R1
250-300MCM	P150R1/J
350MCM	P250R1/J
400-500MCM	P300R1

SOLDERING TYPE HEAT SHRINKABLE BUTT CONNECTORS



		PART NO.	GAUGE	COLOR
•	•	HELA5-20	22-24 AWG	CLEAR
•	•	HELA5-16	18-20 AWG	RED
•	•	HELA5-14	14-16 AWG	BLUE
	•	HELA5-10	10-12 AWG	YELLOW

MALE BULLET CONNECTORS



WIRE SIZE	DIAMETER (IN)	VINYL FULLY INSULATED	VINYL FULLY INSULATED SUPPORT SLEEVE
22-16	0.156	AFVGMT5	AFVDGMT5
16-14	0.156	BFVGMT5	BFVDGMT5
12-10	0.156	-	DFVD6MTSTOR

FEMALE BULLET CONNECTORS



WIRE SIZE	DIAMETER (IN)	VINYL FULLY INSULATED	VINYL FULLY INSULATED SUPPORT SLEEVE
22-16	0.156	ACVGFT5	ACVDGFT5
16-14	0.156	BCVGFT5	BCVDGFT5
16-14	0.195	-	BCVDGFT7
12-10	0.195	DCVGFT7	DCVDGFT7

CONNECTORS

FEMALE OPEN BARREL CONNECTORS



WIRE SIZE	TAB SIZE (IN)	NON-INSULATED
24-20	0.110 x 0.020	LTO01T110N
22-18	0.205 X 0.032	LTO21T205A
20-16	0.110 x 0.020	LTO41T110N
20-16	0.187 x 0.020	LTO41T187N
22-18	0.250 x 0.032	LTO21T250N/J
18-14	0.250 x 0.032	LTO61T250N/J
14-10	0.250 x 0.032	LTO81T250N/J

OPEN BARREL CONNECTORS – WITH LOCKING TAB



WIRE SIZE	TAB SIZE (IN)	NON-INSULATED FEMALE	NON-INSULATED MALE
22-20	0.110 x 0.020	LTI01T110N/J	LIM01T110A/J
22-18	0.250 X 0.032	LTI21T250N	-
20-16	0.110 x 0.020	LTI41T110N/J	LIM41T110B/J
20-14	0.250 x 0.032	LTI51T250N/J	LIM51T250N/J
18-14	0.250 x 0.032	LTI61T250/J	LIM61T250/J
12-10	0.250 x 0.032	LTI81T250N	-

PIGGYBACK CONNECTORS



WIRE SIZE	TAB SIZE (IN)	NON-INSULATED	VINYL BUTTED SEAM	VINYL SUPPORT SLEEVE	NYLON INSULATED SUPPORT SLEEVE
22-16	0.250 x 0.032	ADFMT250A	AFVDFMT250A	AFVDDFMT250A	AFNDDFMT250A
16-14	0.250 X 0.032	BDFMT250A	BFVDFMT250A	BFVDDFMT250A	BFNDDFMT250A
12-10	0.250 x 0.032	DDFMT250A	DFVDFMT250A	DFVDDFMT250A	DFNDDFMT250A

QUICK-TAP SPLICE CONNECTORS



COLOR	TYPE	PART NO.
RED	TAP	TP18R1
BLUE	TAP	TP14M
YELLOW	TAP	TP10
WHITE	THROUGH TAP	TH14

NON-INSULATED MALE/FEMALE DISCONNECTS



TAB SIZE (IN)	FEMALE DISCONNECT	MALE DISCONNECT
0.250 x 0.032	1DF2DM250	2DM1DF250

FEMALE FLAG DISCONNECTS



WIRE SIZE	TAB SIZE (IN)	NON-INSULATED	NYLON INSULATED	METAL STRIP
22-16	0.187 x 0.020	DF22181ST5	FNDF22181ST5	FNDF22181ST5MS
22-16	0.187 X 0.032	DF22181ST8	FNDF22181ST8	FNDF22181ST8MS
22-16	0.250 x 0.032	DF22181T	FNDF22181T	FNDF22181TMS
16-14	0.187 x 0.020	DF18141ST	FNDF18141ST5	FNDF18141ST5MS
16-14	0.187 x 0.032	DF18141ST8	FNDF18141ST8	FNDF18141ST8MS
16-14	0.250 x 0.032	DF18141T	FNDF18141T	FNDF18141TMS
12-10	0.250 x 0.032	DF1210T250	-	-

INSULATING SLEEVES FOR DISCONNECTS



TYPE	TAB WIDTH (IN)	ENTRY DIAMETER (mm)	PART NO.
STRAIGHT	0.187	3	KF1830
STRAIGHT	0.25	2.8	KF2528
STRAIGHT	0.25	3.2	KF2532
STRAIGHT	0.25	3.8	KF2538
FLAG	0.187	3	KFF183012M
FLAG	0.187	3.2	KFF1832
FLAG	0.25	3.2	KFF2532
FLAG	0.25	4	KFF2540M
FLAG	0.25	4.8	KFF2548



Vulko-Wrap™ Insulating Tape 5 Roll Storage/Dispenser Box Available

Keep rolls protected and organized in a sturdy, reusable compact box. See page 30 for more info.

DISCONNECTS

FEMALE DISCONNECTS



WIRE SIZE	TAB SIZE (IN)	NON-INSULATED	NON-INSULATED SUPPORT SLEEVE	VINYL BUTTED SEAM	VINYL SUPPORT SLEEVE	VINYL FULLY INSULATED SUPPORT SLEEVE
22-16	0.110 X 0.020	ADFT110A5	-	AFVDFT110A5	AFVHDFT110A5	-
22-16	0.110 X 0.032	ADFT110A8	-	AFVDFT110A8	AFVHDFT110A8	-
22-16	0.187 X 0.020	ADFT187A5	-	AFVDFT187A5	AFVHDFT187A5	ALVHDFT187A5
22-16	0.187 X 0.032	ADFT187A8	-	AFVDFT187A8	AFVHDFT187A8	ALVHDFT187A8
22-16	0.250 X 0.032	ADFT250A	-	AFVDFT250A	AFVHDFT250A	ALVHDFT250A
16-14	0.187 X 0.020	-	-	BFVDFT187A5	BFVHDFT187A5	BLVHDFT187A5
16-14	0.187 x 0.032	-	-	BFVDFT187A8	BFVHDFT187A8	BLVHDFT187A8
16-14	0.250 x 0.032	-	-	BFVDFT250A	BFVHDFT250A	BLVHDFT250A
12-10	0.250 x 0.032	-	-	DFVDFT250A	DFVDDFT250A	DLVDDFT250A

WIRE SIZE	TAB SIZE (IN)	PC INSULATED SUPPORT SLEEVE	PC FULLY INSULATED SUPPORT SLEEVE	NYLON COUPLER	HEAT SHRINK	HEAT SHRINK SUPPORT SLEEVE
22-16	0.110 x 0.020	AFNDDFT110A5	ALNDDFT110A5	-	-	-
22-16	0.110 X 0.032	AFNDDFT110A8	ALNDDFT110A8	-	-	-
22-16	0.187 X 0.020	AFNDDFT187A5	ALNDDFT187A5	-	-	-
22-16	0.187 X 0.032	AFNDDFT187A8	ALNDDFT187A8	-	-	-
22-16	0.250 X 0.032	AFNDDFT250A	ALNDDFT250A	ALNDF250H	AHSLDFT250A	AHSDFT250A
16-14	0.187 X 0.020	BFNDDFT187A5	BLNDDFT187A5TOR	-	-	-
16-14	0.187 x 0.032	BFNDDFT187A8	BLNDDFT187A8	-	-	-
16-14	0.250 x 0.032	BFNDDFT250A	BLNDDFT250A	BLNDF250H	BHSLDFT250A	BHSDFT250A
12-10	0.250 x 0.032	DFNDDFT250A	DLNDDFT250A	DLNDF250H	DHSLDFT250A	DHSDFT250A

FEMALE DISCONNECTS — METAL STRIP MOUNTED



WIRE SIZE	TAB SIZE (IN)	PART NO.
22-16	0.250 x 0.032	DF22161TMS
20-14	0.250 x 0.032	DF20141TMS
22-16	0.187 x 0.020	DF22161ST5MS
22-16	0.187 x 0.032	DFOS22161ST8MS
18-12	0.250 x 0.032	DFH18121TMS
22-18	0.205 x 0.020	DFOS22181MT5MS
20-14	0.250 x 0.032	DFOS20141TMS

MALE DISCONNECTS



WIRE SIZE	TAB SIZE (IN)	NON-INSULATED	NON-INSULATED SUPPORT SLEEVE	VINYL BUTTED SEAM	VINYL SUPPORT SLEEVE	VINYL FULLY INSULATED SUPPORT SLEEVE
22-16	0.110 x 0.020	-	-	-	-	-
22-16	0.110 X 0.032	-	-	-	-	-
22-16	0.187 X 0.020	-	-	-	-	-
22-16	0.187 X 0.032	-	-	-	-	-
22-16	0.250 X 0.032	ADMT250	ADDMT2505.9/J	-	AFVDDMT250	-
16-14	0.187 X 0.020	BDMT187A5	-	-	-	-
16-14	0.187 x 0.032	BDMT187A8	-	-	-	-
16-14	0.250 x 0.032	BDMT250	BDDMT2505.9/J	-	BFVDDMT250	-
12-10	0.250 x 0.032	DDMT250	DDDMT2506.9/J	-	DFVDDMT250	-

WIRE SIZE	TAB SIZE (IN)	PC INSULATED SUPPORT SLEEVE	PC FULLY INSULATED SUPPORT SLEEVE	NYLON COUPLER	HEAT SHRINK	HEAT SHRINK SUPPORT SLEEVE
22-16	0.110 X 0.020	-	-	-	-	-
22-16	0.110 X 0.032	-	-	-	-	-
22-16	0.187 X 0.020	-	-	-	-	-
22-16	0.187 X 0.032	-	-	-	-	-
22-16	0.250 X 0.032	-	-	ALNDM250H	AHSDMT250	AHSLDMT250
16-14	0.187 X 0.020	-	-	-	-	-
16-14	0.187 x 0.032	-	-	-	-	-
16-14	0.250 x 0.032	-	-	BLNDM250H	BHSDMT250	BHSLDMT250
12-10	0.250 x 0.032	-	-	DLNDM250H	DHSDMT250	DHSLDMT250

MALE DISCONNECTS – METAL STRIP MOUNTED



WIRE SIZE	TAB SIZE (IN)	PART NO.
22-16	0.110 x 0.020	MI2216T110MS
20-16	0.250 x 0.020	MI2216T250MS
20-14	0.250 x 0.032	MI2014T250MS

Other disconnect styles are available, please ask your sales representative.

SINGLE INSULATED FERRULES



PART NO.	WIRE SIZE	COLOR
FEB268	26 AWG	LIGHT BLUE
FEV268	26 AWG	VIOLET
FEB248	24 AWG	TURQUOISE
FEP248	24 AWG	PINK
FEO228	22 AWG	ORANGE
FEW228	22 AWG	WHITE
FEB208	20 AWG	BLUE
FEW208	20 AWG	WHITE
FEG208	20 AWG	GRAY
FER188	18 AWG	RED
FEY188	18 AWG	YELLOW
FEBK168	16 AWG	BLACK
FER168	16 AWG	RED
FEG148	14 AWG	GRAY
FEB148	14 AWG	BLUE
FEO1212	12 AWG	ORANGE
FEG1212	12 AWG	GRAY
FEGN1012	10 AWG	OLIVE
FEBK1012	10 AWG	BLACK
FEY1012	10 AWG	YELLOW
FEBR812	8 AWG	BROWN
FEI812	8 AWG	IVORY
FER812	8 AWG	RED
FEI612	6 AWG	IVORY
FEGN612	6 AWG	GREEN
FEB612	6 AWG	BLUE
FEBK416	4 AWG	BLACK
FEY416	4 AWG	YELLOW
FER216	2 AWG	RED
FEB1/020	1/0 AWG	BLUE
FEGN1/020	1/0 AWG	OLIVE
FEY2/020	2/0 AWG	YELLOW

SPEED-EASE™ FERRULES

High quality tin plated ferrules are available in non-insulated or insulated styles for use in terminal blocks to avoid direct contact with wire and avoid the possibility of wire strand breakage. Available in wire sizes 26-2/0 AWG.

- No more frayed or broken wires
- Tin plated copper barrel with nylon insulation
- 105°C (221°F) / 300 Volts

NON-INSULATED FERRULES



PART NO.	WIRE SIZE
FE226	22 AWG
FE206	20 AWG
FE186	18 AWG
FE167	16 AWG
FE147	14 AWG
FE1212	12 AWG
FE1010	10 AWG
FE815	8 AWG
FE615	6 AWG
FE418	4 AWG
FE1/022	1/0 AWG
FE2/025	2/0 AWG
FE3/025	3/0 AWG

STRAIN RELIEFS & BUSHINGS

STRAIN RELIEFS

PART NO.	TYPE	UL WIRE	MOUNT HOLE DIM.
FSTRB2	FLAT	SPT-1	9.5 x 8.7 mm
FSTRB3	FLAT	SPT-1	11 X 9.9 mm
FSTRB3HD	FLAT	SPT-1	11 x 9.9 mm
FSTRB4	FLAT	SPT-2	12.7 x 11.8 mm
FSTRB4HD	FLAT	SPT-2	12.7 x 11.8 mm
RSTRB5	ROUND	SVI SVT	12.7 x 11.5 mm
RSTRB5HD	ROUND	SVI SVT	12.7 x 11.5 mm
RSTRB6	ROUND	SJT 3C#18	15.9 x 14 mm
RSTRB616	ROUND	SJT 3C#16	15.9 x 14 mm
RSTRB6HD	ROUND	SJT 3C#18	15.9 x 14 mm
RSTRB7	ROUND	SJT 3C#14	19 x 16.8 mm
RSTRB7HD	ROUND	SJT SC #14	19 x 16.8 mm
RSTRB8HD	ROUND	SJT 3C#12	22.2 x 21.3 mm
RSTRB9	SWITCH	#18 22-36PCS	19 x 19 mm
RSTRB6HD16	ROUND	SJT3C#16	15.9 x 14 mm



Strain reliefs are used extensively for protecting the cords of appliances, computers, and other electrical and electronic devices.

- Cuts assembly costs
- Prolongs cord life
- 6/6 Nylon, UL94V2, Black

These are also available in white as a special order item, for more information contact sales@hoffmanproducts.com.

BLACK SNAP BUSHINGS

PART NO.	TYPE	MOUNT HOLE DIM.
HSBB8	CLOSED	7.8 mm
HSBB10	CLOSED	9.5 mm
HSBB13	CLOSED	12.7 mm
HSBB16	CLOSED	15.9 mm
HSBB19	CLOSED	19 mm
HSBB22	CLOSED	22 mm
HSBB26	CLOSED	25 mm
HSBB30	CLOSED	29.7 mm
HSBBOC10	OPEN/CLOSED	9.5 mm
HSBBOC13	OPEN/CLOSED	12.7 mm
HSBBOC16	OPEN/CLOSED	15.9 mm
HSBBOC19	OPEN/CLOSED	19 mm
HSBBOC22	OPEN/CLOSED	22.2 mm
HSBBOC26	OPEN/CLOSED	25.5 mm



Black snap bushings are designed to protect electrical cables, ropes and utility lines fed through the metal holes. The open/closed version allows you to install the bushing after the cable is installed.

- Smooth and insulate raw-edged holes in metal chassis
- Lock firmly into the hole with fingertip pressure
- 6/6 Nylon, UL94V2, Black

These are also available in white as a special order item, for more information contact sales@hoffmanproducts.com.

CABLE GLANDS — ARMORED

ARMORED CABLE GLANDS FOR HAZARDOUS AREAS

- Dual seal on inner and outer jacket of the cable
- Armor acceptance range from 0-0.10" (0-2.5 mm)
- Maximum clamping range — up to 3.75" (95 mm)
- Innovative "Interlocking Armor Cone" — Safe assembly
- Zero torsion on cable cores and armor
- Knurled grip profile provides quicker hand assembly time
- Fewer parts with maximum grip
- Approved to the latest IECEx, ATEX, Ex-e and Ex-d standards
- Zone 1, Zone 2, Zone 20, Zone 21 and Zone 22
- Gas Groups IIA, IIB and IIC— Apparatus Group III
- Equipment Protection Level GbDa
- IP 68 5 bar, EN 60529
- Temperature range -60°C to +105°C (-76°F to 221°F)
- Halogen and phosphorous free
- Silicone Seals and O-Rings: Ideal in low temperature applications

NOTE: Parts listed on this page are brass, as indicated by the part number ending **BB**. For nickel plated brass, order part number ending **BR**. For stainless steel, order part number ending **SS**. For nickel plated brass threads with brass body, order part number ending **B1**. Accessories available.

METRIC BRASS CABLE GLANDS



CABLE OD	PART NO.	GLAND SIZE	THREAD TYPE & SIZE (AG)
0.24 - 0.47" (6 - 12 mm)	YE16MK-BB	20-1	M16 x 1.5"
0.24 - 0.47" (6 - 12 mm)	YE20MK-BB	20-1	M20 X 1.5"
0.35 - 0.63" (9 - 16 mm)	YE20MM-BB	20-2	M20 x 1.5"
0.49 - 0.81" (12.5 - 20.5 mm)	YE20ML-BB	20-3	M20 x 1.5"
0.49 - 0.81" (12.5 - 20.5 mm)	YE25MK-BB	20-3	M25 x 1.5"
0.67 - 1.02" (16.9 - 26 mm)	YE25MM-BB	25	M25 x 1.5"
0.87 - 1.30" (22 - 33 mm)	YE32MK-BB	32	M32 x 1.5"
1.10 - 1.61" (28 - 41 mm)	YE40MK-BB	40	M40 x 1.5"
1.42 - 2.07" (36 - 52.6 mm)	YE50MK-BB	50	M50 x 1.5"
1.81 - 2.57" (46 - 65.3 mm)	YE63MK-BB	63	M63 x 1.5"
1.81 - 2.57" (46 - 65.3 mm)	YE75MK-BB	75	M75 x 1.5"

NPT BRASS CABLE GLANDS




CABLE OD	PART NO.	GLAND SIZE	THREAD TYPE & SIZE (AG)
0.24 - 0.47" (6 - 12 mm)	YE09NK-BB	20-1	3/8"
0.35 - 0.63" (9 - 16 mm)	YE13NM-BB	20-2	1/2"
0.49 - 0.81" (12.5 - 20.5 mm)	YE13NL-BB	20-3	1/2"
0.67 - 1.02" (16.9 - 26 mm)	YE21NK-BB	25	3/4"
0.87 - 1.30" (22 - 33 mm)	YE29NK-BB	32	1"
0.87 - 1.30" (22 - 33 mm)	YE29LK-BB	40	1-1/4"
1.10 - 1.61" (28 - 41 mm)	YE36NK-BB	40	1-1/2"
1.42 - 2.07" (36 - 52.6 mm)	YE50NK-BB	50	2"
1.81 - 2.57" (46 - 65.3 mm)	YE52NK-BB	63	2-1/2"
2.24 - 3.07" (57 - 78 mm)	YE30NK-BB	75	3"
1.81 - 2.57" (46 - 65.3 mm)	YE75MK-BB	75	M75 x 1.5"

MECHANICAL DATA	MATERIALS & TECHNICAL DATA
Material	Brass, Nickel Plated Brass
Seals / O-Rings	SILICONE, VMQ
Clamping Insert	PA 6 Fire Protection Class V2 UL94
Armor	Metallic Armor or Screen
Temperature Rating	-60°C to 105°C (-76°F to 221°F)
Protection	IP 68 5 bar

CABLE GLANDS – NON-ARMORED

NON-ARMORED CABLE GLANDS FOR HAZARDOUS AREAS

- Ex-e and Ex-d strain relief for non-armored cable
- Approvals and certifications: ATEX/IECEX, UL/UR, CE, CSA, Gost and German Lloyd
- NEMA 4x and 6 (IP 67/68) Liquid tight – submersible to 300 feet
- IP69K rated – ideal in splash or hose down applications
- Patented form seal allows 150 PSIG (10 BAR) rating – highest in industry
- VO flame rating according to UL94 – halogen and phosphorus free – non-toxic
- RoHS and Deca BDE – environmentally compliant to the newest standards
- Large cable range: 0.08" - 1.26" (2 – 32 mm)
- Non-corrosive: resistant to salt water, weak acids, weak alkalis, alcohol, esters, ketones, ether, gasoline and mineral, animal and vegetable oil



NON-ARMORED HAZARDOUS CABLE GLANDS

CABLE OD	THREAD TYPE & SIZE	NYLON	NICKEL PLATED BRASS	ELONGATED
0.12" - 0.26" (3 - 6.5 mm)	M12	CD12MA-BX	CD12MA-MX	CD12DA-MX
0.08" - 0.20" (2 - 5 mm)	M12	CD12MR-BX	CD12MR-MX	CD12DR-MX
0.16" - 0.31" (4 - 8 mm)	M16	CD16MA-BX	CD16MA-MX	CD16DA-MX
0.12" - 0.24" (3 - 6 mm)	M16	CD16MR-BX	CD16MR-MX	CD16DR-MX
0.20" - 0.39" (5 - 10 mm)	M16 LRG	CD17MA-BX	CD17MA-MX	CD17DA-MX
0.11" - 0.27" (3 - 7 mm)	M16 LRG	CD17MR-BX	CD17MR-MX	CD17DR-MX
0.26" - 0.47" (6.5 - 12 mm)	M20	CD20MA-BX	CD20MA-MX	CD20DA-MX
0.20" - 0.35" (5 - 9 mm)	M20	CD20MR-BX	CD20MR-MX	CD20DR-MX
0.39" - 0.55" (10 - 14 mm)	M20 LRG	CD22MA-BX	CD22MA-MX	CD22DA-MX
0.28" - 0.47" (7 - 12 mm)	M20 LRG	CD22MR-BX	CD22MR-MX	CD22DR-MX
0.51" - 0.71" (13 - 18 mm)	M25	CD25MA-BX	CD25MA-MX	CD25DA-MX
0.35" - 0.63" (9 - 16 mm)	M25	CD25MR-BX	CD25MR-MX	CD25DR-MX
0.71" - 0.98" (18 - 25 mm)	M32	CD32MA-BX	CD32MA-MX	CD32DA-MX
0.51" - 0.79" (13 - 20 mm)	M32	CD32MR-BX	CD32MR-MX	CD32DR-MX
0.87" - 1.26" (22 - 32 mm)	M40	CD40MA-BX	CD40MA-MX	CD40DA-MX
0.79" - 1.02" (20 - 26 mm)	M40	CD40MR-BX	CD40MR-MX	CD40DR-MX
1.26" - 1.50" (32 - 38 mm)	M50	CD50MA-BX	CD50MA-MX	CD50DA-MX
0.98" - 1.22" (25 - 31 mm)	M50	CD50MR-BX	CD50MR-MX	CD50DR-MX
1.46" - 1.73" (37 - 44 mm)	M63	CD63MA-BX	CD63MA-MX	CD63DA-MX
1.14" - 1.38" (39 - 35 mm)	M63	CD63MR-BX	CD63MR-MX	CD63DR-MX
0.16" - 0.31" (4 - 8 mm)	3/8"	CD09NA-BX	CD09NA-MX	-
0.08" - 0.24" (2 - 6 mm)	3/8"	CD09NR-BX	CD09NR-MX	-
0.24" - 0.47" (6 - 12 mm)	1/2"	CD13NA-BX	CD13NA-MX	-
0.20" - 0.35" (5 - 9 mm)	1/2"	CD13NR-BX	CD13NR-MX	-
0.39" - 0.55" (10 - 14 mm)	1/2"	CD16NA-BX	-	-
0.28" - 0.47" (7 - 12 mm)	1/2"	CD16NR-BX	-	-
0.51" - 0.71" (13 - 18 mm)	3/4"	CD21NA-BX	CD21NA-MX	-
0.35" - 0.63" (9 - 16 mm)	3/4"	CD21NR-BX	CD21NR-MX	-
0.71" - 0.98" (18 - 25 mm)	1"	CD29NA-BX	CD29NA-MX	-
0.51" - 0.79" (13 - 20 mm)	1"	CD29NR-BX	CD29NR-MX	-
0.71" - 0.98" (18 - 25 mm)	1 1/4"	CD29NA-BX	-	-
0.51" - 0.79" (13 - 20 mm)	1 1/4"	CD29NR-BX	-	-
0.87" - 1.26" (22 - 32 mm)	1 1/2"	CD36NA-BX	-	-
0.79" - 1.02" (20 - 26 mm)	1 1/2"	CD36NR-BX	-	-

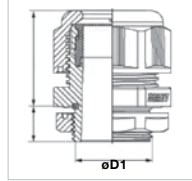

CABLE GLANDS



WATERPROOF NYLON CABLE GLANDS – UL LISTED, CSA, IP68, CE, RoHS COMPLIANT

- Easy handling for quick installations
- Gripping fingers on the washer applies even compression around the grommet
- Grommet is notched and holds firmly in place
- Grooved body allows the O-Ring to seat tightly

Applications: Indoor and outdoor use, control cabinets, instrumentation, food processing equipment, sensor equipment, wind turbines, and solar panels.




- Material: Nylon, UL 94
- Seal & O-Ring: EPDM
- Working Temperature: -40°C to 100°C
- Color: Black

NPT THREAD				
PART NO.	THREAD RANGE	D1 CABLE RANGE (IN)	PACK (PCS)	CARTON (PCS)
N3808B	3/8" NPT	0.16 - 0.31	100	5000
N3806B	3/8" NPT	0.08 - 0.24	100	5000
N12612B	1/2" NPT	0.24 - 0.47	100	2000
N1209B	1/2" NPT	0.20 - 0.35	100	2000
N1214B	1/2" NPT	0.39 - 0.55	100	1800
N3418B	3/4" NPT	0.51 - 0.71	100	1500
N3416B	3/4" NPT	0.35 - 0.63	100	1500
N10025B	1" NPT	0.71 - 0.98	50	500
N10020B	1" NPT	0.51 - 0.79	50	500
N38-LNB	3/8" NPT	Locknut	-	-
N12-LNB	1/2" NPT	Locknut	-	-
N34-LNB	3/4" NPT	Locknut	-	-
N100-LNB	1" NPT	Locknut	-	-

METRIC THREAD				
PART NO.	THREAD RANGE	D1 CABLE RANGE (mm)	PACK (PCS)	CARTON (PCS)
M1207B	M12 X 1.5	3-6.5	100	5000
M1205B	M12 X 1.5	2-5	100	5000
M1608B	M16 X 1.5	4-8	100	2000
M1606B	M16 X 1.5	2-6	100	2000
M2012B	M20 X 1.5	6-12	100	1500
M2009B	M20 X 1.5	5-9	100	1500
M2014B	M20 X 1.5	10-14	50	1500
M2518B	M25 X 1.5	13-18	50	1000
M2516B	M25 X 1.5	9-16	50	1000
M12-LNB	M12 X 1.5	Locknut	-	-
M16-LNB	M16 X 1.5	Locknut	-	-
M20-LNB	M20 X 1.5	Locknut	-	-
M25-LNB	M25 X 1.5	Locknut	-	-

EVERYTHING YOU NEED TO GET THE JOB DONE!

Hoffman Products has cultivated a culture of excellence in its 50 years of business to meet the needs of the discerning buyer. As a TPC Wire & Cable Corp. Brand, Hoffman Products continues to add relevant new product for domestic manufacturers such as the Speed-Ease™ and Speed-E line of connectors, alligator clips, cable glands, strain reliefs, Vulko-Wrap™ silicone tape and terminal blocks.



ALLIGATOR CLIPS

Hoffman Products' charging clips, alligator clips and insulators are ideal for making temporary connections. Copper and nickel plated clips are available with or without insulation.



CHARGING CLIPS

PART NO.	AMPS	JAW SPREAD LENGTH (IN)	INSULATION	WITH SCREW
T510	10	0.39	NONE	NO
T510S	10	0.39	NONE	YES
T510SB	10	0.39	BLACK	YES
T510SR	10	0.51	RED	YES
T520S	20	0.51	NONE	YES
T550	50	0.51	NONE	YES
T550SB	50	0.51	BLACK	YES
T550SR	50	0.51	RED	YES
T615	15	0.39	NONE	NO
T615B	15	0.39	BLACK	NO
T615R	15	0.39	RED	NO
T6410C*	100	0.866	NONE	NO
T6410CB*	100	0.866	BLACK	NO
T6410CR*	100	0.866	RED	NO
T641CP	30	0.433	NONE	NO
T641CPB	30	0.433	BLACK	NO
T641CPR	30	0.433	RED	NO
T641CPC*	75	0.433	NONE	NO
T641CPCB1*	75	0.433	BLACK	NO
T641CPCR1*	75	0.433	RED	NO

* Material is Copper, 176°C

STANDARD ALLIGATOR CLIPS



PART NO.	AMPS	JAW SPREAD LENGTH (IN)	INSULATION
T115SR	10	0.509	RED
T115SB	10	0.509	BLACK
T154	5	0.138	NONE
T160	10	0.157	NONE
T160R	10	0.157	RED
T160B	10	0.157	BLACK

For clip with a screw add **S** to part number, i.e. **T160S**.
For copper plating add **C** to part number, i.e. **T160C**.

INSULATORS FOR STANDARD



INSULATORS PART NO.	FOR CLIP PART NO.	COLOR
T154INSB	T154	BLACK
T154INSBL	T154	BLUE
T154INSGR	T154	GREEN
T154INSR	T154	RED
T154INSY	T154	YELLOW
T160INSB	T160	BLACK
T160INSR	T160	RED
T160INSW	T160	WHITE
TS20INSR	T520	RED
TS20INSB	T520	BLACK

WIRE BUNDLING

Hoffman Products' cable ties are quality products designed to provide application either by hand or tool. These self adjusting, self locking ties provide a permanent harness. They are designed to ensure a secure bundling system and are resistant to shock, vibration, petrochemicals and environmental extremes. They combine outstanding physical properties such as light weight, abrasion resistance, toughness, high tensile strength, exceptional dielectric properties and resilience to common solvents, alkalies, dilute acids, oils and greases. **Specifications:** Type 6/6 Nylon meets the UL94 V-2 flammability rating, self-extinguishing.

Black cable ties have the same resistance to petrochemicals as our 6/6 nylon cable ties, but are also UV protected, making black cable ties ideal for your outdoor applications. If corrosion is a concern, Hoffman Products' stainless steel cable ties offer a higher level of durability. You can save time and increase efficiency by using releasable cable ties. Hoffman Products' releasable cable ties offer all the advantages of standard cable ties, plus the ability to remove the cable tie without cutting, which makes the cable tie reusable.

CABLE TIES — STANDARD



PART NO. (WHITE)	PART NO. (BLACK)	LENGTH (IN)	WIDTH (IN)	TENSILE STRENGTH (LBS)	PACK QTY
CT4S	CT4SB	4	0.1	18	100*
CT5.5S	CT5.5SB	5.5	0.1	18	100*
CT5.5I	CT5.5IB	5.5	0.14	40	100*
CT8I	CT8IB	8	0.14	40	100*
CT11.8I	CT11.8IB	11.8	0.14	40	100*
CT14.5I	CT14.5IB	14.5	0.14	40	100*
CT4.7	CT4.7B	4.7	0.19	50	100*
CT7.3	CT7.3B	7.3	0.19	50	100*
CT11.3	CT11.3B	11.3	0.19	50	100*
CT14.5	CT14.5B	14.5	0.19	50	100*
CT8HD	CT8HDB	8	0.3	120	100
CT11.5HD	CT11.5HDB	11.5	0.3	120	100
CT14.5HD	CT14.5HDB	14.5	0.3	120	100
CT17EHD	CT17EHDB	17	0.35	175	100
CT20.7EHD	CT20.7EHDB	20.7	0.35	175	100
CT27.6EHD	CT27.6EHDB	27.6	0.35	175	100
CT36EHD	CT36EHDB	36	0.35	175	100
CT48EHD	CT48EHDB	48	0.35	175	100

*Available in **1000 pack**. Add **M** to the end of the part number. For example: **CT4SB/M = 1000 pack in black**.

CABLE TIES — MARKER



PART NO.	LENGTH (IN)	WIDTH (IN)	TENSILE STRENGTH (LBS)	PACK QTY
MKCT4S/M	4	0.1	18	100
MKCT8S/M	8	0.1	18	100
MKCT11.8	11.8	0.19	50	100
MKCT14.5	14.5	0.19	50	100

CABLE TIES — RELEASABLE



PART NO.	LENGTH (IN)	WIDTH (IN)	TENSILE STRENGTH (LBS)	PACK QTY
RCT8	8	0.19	50	100
RCT11.7	11.7	0.19	50	100
RCT14.5	14.5	0.19	50	100
RCT11.3XHD	11.3	0.51	250	100
RCT15.4XHD	15.4	0.51	250	100
RCT27.6XHD	27.6	0.51	250	100
RCT31.6XHD	31.6	0.51	250	100

CABLE TIES — STAINLESS STEEL SELF LOCKING



PART NO.	LENGTH (IN)	WIDTH (IN)	TENSILE STRENGTH (LBS)
STCT5HD	5	0.18	100
STCT7.9HD	7.9	0.18	100
STCT14.2HD	14.2	0.18	100
STCT20.4HD	20.4	0.18	100
STCT26.8HD	26.8	0.18	100
STCT42HD/25	42	0.18	100
STCT1200HD/25	47	0.18	100
STCT5XHD/50	5	0.31	250
STCT7.9XHD/50	7.9	0.31	250
STCT14.2XHD/50	14.2	0.31	250
STCT20.4XHD/50	20.4	0.31	250
STCT26.8XHD/50	26.8	0.31	250
STCT33XHD/50	33	0.31	250
STCT47XHD/25	47	0.31	250

CABLE TIES — MOUNTING HEAD



PART NO.	LENGTH (IN)	WIDTH (IN)	TENSILE STRENGTH (LBS)	PACK QTY
MHT8I	8	0.14	40	100
MHT11.8	11.8	0.19	50	100
MHT14.5	14.5	0.19	50	100
MHT8.3HD	8.3	0.3	120	100
MHT11.8HD	11.8	0.3	120	100
MHT14.5HD	14.5	0.3	120	100

WIRE BUNDLING

PUSH MOUNTS



PART NO.	LENGTH (IN)	WIDTH (IN)	TENSILE STRENGTH (LBS)
PMCT6.1S(30)	6.1	0.14	30
PMCT7.9	7.9	0.19	30

MOUNTS



PART NO.	LENGTH (IN)	WIDTH (IN)	HEIGHT (IN)
MT3/4	0.75	0.75	0.14
MT1	1.1	1.1	0.16
MT1B	1.1	1.1	0.16

SADDLE MOUNTS



PART NO.	LENGTH (IN)	WIDTH (IN)	HEIGHT (IN)
SMT1/M	0.59	0.39	0.28
SMT2	0.91	0.63	0.36
SMT3/M	0.75	0.37	0.2

CABLE CLAMPS




PART NO.	LENGTH (IN)	WIDTH (IN)
CTCC1/8	0.2	0.51
CTCC3/16	0.2	0.41
CTCC1/4	0.19	0.37
CTCC5/16	0.19	0.37
CTCC3/8	0.19	0.37
CTCC1/2	0.19	0.49
CTCC5/8	0.19	0.47
CTCC3/4	0.19	0.47
CTCC1	0.19	0.47
CTCC1.06	0.19	0.47
CTCC1.33	0.19	0.47
CTCC1.5	0.19	0.47

HEAT SHRINK TUBING

STANDARD POLYOLEFIN TUBING — 2:1 SHRINK RATIO

Custom cut pieces available.

Our Standard polyolefin tubing is designed to protect inline components, splices and disconnects. Used for jacketing, wire bundles, light duty harnesses and identifying or color coding wire, cables and terminal components. Standard colors available are black, red, blue, yellow, white, green and clear. **Call for more colors.** Operating Temperature: -55°C to +125°C (-67°F to 257°F); Minimum Shrink Temperature: 70°C (158°F); Certifications: UL224 125°C VW1; RoHS Compliant; Voltage: 600V



PART NO.	INSIDE DIAMETER		NOMINAL RECOVERED WALL THICKNESS AFTER HEAT	REEL QTY (FT)	4 FT QTY (PCS)
	MIN EXPANDED AS SUPPLIED	MAX RECOVERED AFTER HEAT			
HSTB1/16	0.059 in	0.026 in	0.014 in	500'	25
HSTB3/32	0.094 in	0.039 in	0.020 in	500'	25
HSTB1/8	0.118 in	0.059 in	0.016 in	500'	25
HSTB3/16	0.177 in	0.091 in	0.020 in	250'	25
HSTB1/4	0.230 in	0.118 in	0.022 in	250'	25
HSTB3/8	0.354 in	0.177 in	0.024 in	200'	25
HSTB1/2	0.472 in	0.236 in	0.024 in	200'	5
HSTB3/4	0.709 in	0.354 in	0.031 in	100'	5
HSTB1	0.984 in	0.492 in	0.035 in	100'	5
HSTB1.5	1.575 in	0.787 in	0.039 in	100'	5

Custom cut pieces and large reels available, contact sales@hoffmanproducts.com.

DUAL WALL ADHESIVE LINED TUBING — 3:1 SHRINK RATIO

Custom cut pieces available.


Designed to environmentally seal and protect electrical and power distribution applications and connector-to-cable transitions. Standard colors available are black, red, blue, yellow, white, green and clear. **Call for additional colors.** Operating Temperature: -55°C to +125°C (-67°F to 257°F); Certifications: UL224 125°C VW1; Voltage: 600V.

PART NO.	INSIDE DIAMETER		NOM. RECOVERED WALL THICKNESS		REEL QTY (FT)	4 FT QTY (PCS)
	MIN EXPANDED AS SUPPLIED	MAX RECOVERED AFTER HEAT	TOTAL WALL AFTER HEAT	ADHESIVE WALL AFTER HEAT		
HSTBD1/8	0.126 in	0.039 in	0.037 in	0.014 in	500'	25
HSTBD3/16	0.189 in	0.063 in	0.043 in	0.016 in	250'	25
HSTBD1/4	0.252 in	0.087 in	0.047 in	0.018 in	250'	25
HSTBD3/8	0.374 in	0.126 in	0.057 in	0.020 in	200'	25
HSTBD1/2	0.500 in	0.165 in	0.067 in	0.020 in	100'	5
HSTBD3/4	0.752 in	0.248 in	0.079 in	0.022 in	-	5
HSTBD1	1.000 in	0.335 in	0.083 in	0.022 in	-	5
HSTBD1.25	1.250 in	0.4167 in	0.086 in	0.029 in	-	5
HSTBD1.5	1.535 in	0.531 in	0.094 in	0.024 in	-	5

INSULATING TAPE

VULKO-WRAP™ INSULATING TAPE

Vulko-Wrap™ is TPC's popular self vulcanizing insulated wrap. Made of a specially compounded, synthetic silicone elastomer, this tape is resistant to oil, water, ozone and many chemicals. It has a high dielectric strength and can be used on all electrical connections. It sticks to itself without sticky residue and fully bonds in 24 hours yet remains pliable in the application. It remains effective in temperatures ranging from -60°F to +400°F. Vulko-Wrap is available in 40 or 50 mil thickness as well as a reinforced option. It comes in yellow and black.



FEATURES & BENEFITS

- **High Dielectric Strength:** Can be used for all electrical connections
- **Specially Compounded, Synthetic Silicone Elastomer:** Resistant to oil, water, ozone, and many chemicals.
- **Vulcanizes Immediately:** Requires no heat—becomes fully bonded in 24 hours at room temperature. Remains pliable over time.
- **No Adhesives, Adheres Only to Itself:** Easy to remove – leaves no residue. Covered fittings are immediately reusable.
- **Triangular Shape with Color Guideline:** Allows even thickness for uniform high dielectric strength.
- **Width 1" to 1.5":** Covers more surface than ordinary tape with a single wrap.
- **Non-Reinforced Product Stretches to Approximately 2-1/2 Times Its Length:** Conforms to irregular shapes and uneven surfaces. Can be used on parts which move or vibrate.
- **Available in 40 mil or 50 mil Thickness:** Extra thick design allows wrapping over sharp and irregular surfaces without tearing or puncturing.

PART NO.		NOMINAL THICKNESS	NOMINAL WIDTH x LENGTH	WRAP COLOR/ GUIDELINE COLOR	DIELECTRIC STRENGTH	MEETS MIL SPEC	TENSILE STRENGTH
1 ROLL	5 ROLLS						
98412	98412D	40 Mil	1 in x 36 ft (2.54 cm x 1100 cm)	YELLOW / RED	300 Volts / Mil	MIL-I-46852	1100 PSI
98512	98512D	50 Mil	1.5 in x 36 ft (3.81 cm x 1100 cm)	YELLOW / BLACK	275 Volts / Mil	MIL-I-46852	1100 PSI
98412BK	98412BKD	40 Mil	1 in x 36 ft (2.54 cm x 1100 cm)	BLACK / GREEN	300 Volts / Mil	MIL-I-46852	1100 PSI
98512BK	98512BKD	50 Mil	1.5 in x 36 ft (3.81 cm x 1100 cm)	BLACK / YELLOW	275 Volts / Mil	MIL-I-46852	1100 PSI
18412 (REINFORCED)	-	40 Mil	1 in x 36 ft (2.54 cm x 1100 cm)	BLACK / NONE	500 Volts / Mil	MIL-I-22444C	1100 PSI



Y500B WIRE STRIPPER AND CUTTER

Lightweight stripper and cutter for quick, easy wire processing. The unique stripping blades automatically adjust to the wire gauge and strips with a quick squeeze of the handles. Cutting blade is exposed by pushing the thumb notch forward, inserting the wire and squeezing the handle to cut.

PART NO.	SIZES
Y500B	20-12 AWG



HY510B WIRE STRIPPER AND CUTTER

Designed for stripping small diameter wires in a single movement. It has precision ground blades which cut cleanly through the insulation. An adjustable wire stop is attached to enable repeated stripping to a consistent length.

PART NO.	SIZES
HY510B	18-8 AWG



Y130 VINYL PIPE CUTTER

Durable ratchet type hand tool for cutting rigid and flexible polyvinyl chloride (PVC) pipes and other pipes constructed of synthetic resins. Cutter blade is replaceable.

PART NO.	SIZES
Y130	Accommodates up to 1-5/8" diameter



RELY ON HOFFMAN PRODUCTS FOR:

- Deep Inventory
- Low Minimum Order Requirements
- Customized Packaging Options
- Exceptional Service



HOFFMAN PRODUCTS
A TPC WIRE & CABLE CORP. BRAND

ELECTRIC CRIMPING MACHINE

Hoffman Products' automatic processing equipment provides economical, fast and safe crimping with advanced state of the art design. We carry a complete line of tape and metal strip mounted terminals and connectors for automatic or manual processing. Contact Hoffman Products' Sales Department for more information on purchasing one of these machines.



SCT70T TAPE-FEED ELECTRIC CRIMPING MACHINE

The SCT70T is a foot pedal operated electric machine for crimping straight insulated and non-insulated disconnects that are **mounted on mylar tape**. The machine has a crimp cycle of 1 second and provides a proper double crimp on nylon disconnects.

PART NO.	DESCRIPTION
SCT70T	<ul style="list-style-type: none">• Power Source: AC220V or AC110V• Dimensions: 340 mm (L) x 170 mm (W) x 260 mm (H) 13.39 in (L) by 6.69 in (W) x 10.24 in (H)• Rotary Speed: 50 pcs/minute• Crimping Range: 22 AWG – 10 AWG (1 mm² – 6 mm²)• Weight: 27 kg (66.14 lbs)• AC Motor: 1/4HP, 0.2KW



SCT70L MANUAL-FEED ELECTRIC CRIMPING MACHINE

The SCT70L is suitable for all types of loose piece terminals.

PART NO.	DESCRIPTION
SCT70L	<ul style="list-style-type: none">• Power Source: AC220V or AC110V• Dimensions: 340 mm (L) x 170 mm (W) x 260 mm (H) 13.39 in (L) by 6.69 in (W) x 10.24 in (H)• Rotary Speed: 60 pcs/minute• Crimping Range: 26 AWG – 10 AWG (0.5 mm² – 6 mm²)• Weight: 25 kg (55 lbs)• AC Motor: 1/4HP, 0.2KW

TEMPERATURE RATINGS

Non-Insulated Copper Terminals	176°C (350°F)
Nylon Insulated Terminals	105°C (221°F)
Vinyl Insulated Terminals	75°C (167°F)
Non-Insulated Brass	107°C (225°F)
Non-Insulated Tin Plated Brass	149°C (300°F)
Cable Ties (Clear)	4°C to 80°C (-40°F to 176°F)
Cable Ties (Black)	4°C to 85°C (-40°F to 185°F)
Ceramic Speed-Ease Connectors	149°C (300°F)

AMPERAGE

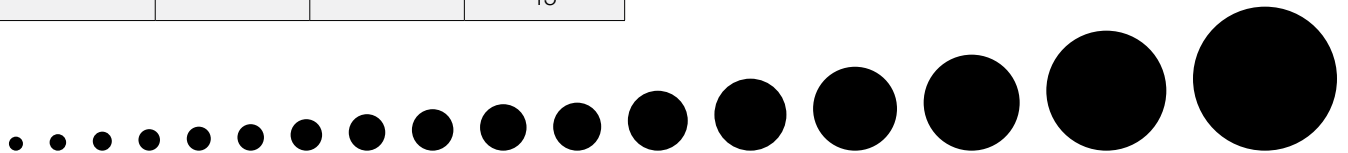
TERMINAL SIZE ACCEPTANCE	MAXIMUM WIRE MILS	MAXIMUM CIRCULAR MILS	AMPERAGE
Copper Terminals and Connectors			
22-16	#15	3256	18
16-14	#13	5190	30
12-10	#9	13104	50
8	#7	20761	70
6	#5	33115	95
4	#3	52614	125
2	#1	83716	170
1/0	1/0	119536	230
2/0	2/0	231295	265
3/0	3/0	190049	310
4/0	4/0	231295	360
Brass			
-	-	-	15

VOLTAGE RATINGS

Insulated Copper Terminals	600 Volts Max
Insulated Brass Disconnects	300 Volts Max
Tap Splices (16-10 AWG)	32 Volts Max
Tap Splices (18 AWG)	18 Volts

WIRE SIZE CROSS REFERENCE

METRIC mm ²	AWG
0.50	20-18
1.25	18-16
2.00	16-14
5.50	12-10
8.00	8
14.0	6
22.0	4
35.0	2
60.0	1/0
70.0	2/0
80.0	3/0
100.0	4/0
150.0	300 MCM
180.0	350 MCM
200.0	400 MCM
325.0	600 MCM



STUD CLEARANCE

Stud Size	#1	#2	#3	#4	#5	#6	#8	#10	#12	#14	1/14	5/16	3/8	7/16	1/2	5/8	3/4
Screw Dia	0.073	0.086	0.099	0.112	0.125	0.138	0.164	0.190	0.216	0.242	0.250	0.312	0.375	0.437	0.500	0.625	0.750
Hole Dia	0.087	0.087	0.126	0.126	0.146	0.146	0.169	0.209	0.252	0.252	0.252	21/64	13/32	29/64	33/64	21/32	53/64

FREE STORAGE CONTAINER WITH PURCHASE!



- **Spend \$1500** and receive (1) metal service tray FREE.
- **Spend \$5000** and receive (4) metal service trays and (1) metal compartment box FREE.

The heavy-duty four drawer service tray compartment box is designed to hold large metal or plastic service trays. The drawers in this cabinet extend fully and are equipped with heavy-duty ball bearing slides. Each drawer has a storage capacity of 100 pounds and is manufactured with solid drawer bottoms for maximum drawer support.

Hoffman Products is a TPC Wire & Cable Corp. Brand • 800-645-2014



TPC WIRE & CABLE CORP.
EXPECT HIGH PERFORMANCE®



TPC WIRE & CABLE CORP. HEADQUARTERS 9600 VALLEY VIEW RD, MACEDONIA, OHIO 44056
216-525-4320 • TOLL FREE 800-645-2014 • FAX 866-896-3017 • SALES@HOFFMANPRODUCTS.COM
WWW.TPCWIRE.COM/PRODUCTS/WIRE-AND-CABLE-ACCESSORIES/ELECTRICAL-COMPONENTS

WARRANTY AND DISCLAIMER: Seller makes no warranties, express or implied, with respect to this product, and seller disclaims any implied warranties of merchantability or fitness for any particular purpose. Further, seller will not be responsible for any consequential, incidental or indirect damages (including, but not limited to, any loss of profit) from any cause whatsoever.

HOF123 (6/13) PRINTED IN U.S.A. ©Copyright 2014 by Hoffman Products, A TPC Wire & Cable Corp. Brand. All rights reserved. No portion of this publication, whether in whole or in part, can be reproduced without the express written consent of TPC Wire & Cable Corp.