

Single relay - REL-MR- 12DC/21AU - 2961163

Please be informed that the data shown in this PDF Document is generated from our Online Catalog. Please find the complete data in the user's documentation. Our General Terms of Use for Downloads are valid (<http://phoenixcontact.com/download>)



Plug-in miniature power relay, with multi-layer gold contact, 1 PDT, input voltage 12 V DC

The illustration shows the version REL-MR- 24DC/21

Product Features

- ✓ Safe isolation according to DIN EN 50178 between coil and contact
- ✓ High degree of protection up to RT III depending on type (wash-proof)
- ✓ Power contacts up to 6 A



Key Commercial Data

Packing unit	1 pc
Minimum order quantity	10 pc
GTIN	 4 017918 146870
Weight per Piece (excluding packing)	6.58 g
Custom tariff number	85364190
Country of origin	Czech Republic

Technical data

Dimensions

Width	5 mm
Height	28 mm
Depth	15 mm

Ambient conditions

Ambient temperature (operation)	-40 °C ... 85 °C
Ambient temperature (storage/transport)	-40 °C ... 85 °C

Single relay - REL-MR- 12DC/21AU - 2961163

Technical data

Coil side

Nominal input voltage U_N	12 V DC
Input voltage range in reference to U_N	see diagram
Typical input current at U_N	14 mA
Typical response time	5 ms
Typical release time	2.5 ms
Coil resistance	848 Ω \pm 10 % (at 20 °C)
Power dissipation for nominal condition	0.17 W

Contact side

Contact type	1 PDT
Contact material	AgSnO, hard gold-plated
Maximum switching voltage	30 V AC
	36 V DC
Minimum switching voltage	100 mV (at 10 mA)
Min. switching current	1 mA (at 24 V)
Maximum inrush current	50 mA
Limiting continuous current	50 mA
Interrupting rating (ohmic load) max.	1.2 W (at 24 V DC)
Note	the following values are applicable if a gold layer is destroyed
Maximum switching voltage	250 V AC/DC
Minimum switching voltage	5 V (at 100 mA)
Limiting continuous current	6 A
Min. switching current	10 mA (at 12 V)
Interrupting rating (ohmic load) max.	140 W (at 24 V DC)
	20 W (at 48 V DC)
	18 W (at 60 V DC)
	23 W (at 110 V DC)
	40 W (at 220 V DC)
	1500 VA (for 250 V AC)
Switching capacity in acc. with DIN VDE 0660/IEC 60947	2 A (at 24 V, DC13)
	0.2 A (at 110 V, DC13)
	0.1 A (at 220 V, DC13)
	3 A (at 24 V, AC15)
	3 A (at 120 V, AC15)
	3 A (at 230 V, AC15)

General

Test voltage relay winding/relay contact	4 kV AC (50 Hz, 1 min.)
--	-------------------------

Single relay - REL-MR- 12DC/21AU - 2961163

Technical data

General

Operating mode	100% operating factor
Degree of protection	RT III (wash-proof)
Mechanical service life	2 x 10 ⁷ cycles
Standards/regulations	IEC 60664
	EN 50178
	IEC 62103
Pollution degree	3
Overvoltage category	III
Mounting position	any
Assembly instructions	In rows with zero spacing

Standards and Regulations

Connection in acc. with standard	CUL
Standards/regulations	IEC 60664
	EN 50178
	IEC 62103
Pollution degree	3
Overvoltage category	III

Classifications

eCl@ss

eCl@ss 4.0	27371104
eCl@ss 4.1	27371104
eCl@ss 5.0	27371001
eCl@ss 5.1	27371001
eCl@ss 6.0	27371001
eCl@ss 7.0	27371001
eCl@ss 8.0	27371601
eCl@ss 9.0	27371601

ETIM

ETIM 2.0	EC000196
ETIM 3.0	EC000196
ETIM 4.0	EC000196
ETIM 5.0	EC001437

Single relay - REL-MR- 12DC/21AU - 2961163

Classifications

UNSPSC

UNSPSC 6.01	30211916
UNSPSC 7.0901	39121515
UNSPSC 11	39121515
UNSPSC 12.01	39121515
UNSPSC 13.2	39121515

Approvals

Approvals

Approvals

UL Recognized / VDE Gutachten mit Fertigungsüberwachung / VDE Zeichengenehmigung / cUL Recognized / GL / cUL Recognized / UL Recognized / EAC / EAC / cULus Recognized

Ex Approvals

Approvals submitted

Approval details

UL Recognized

VDE Gutachten mit Fertigungsüberwachung

VDE Zeichengenehmigung

cUL Recognized

Single relay - REL-MR- 12DC/21AU - 2961163

Approvals

GL

cUL Recognized

UL Recognized

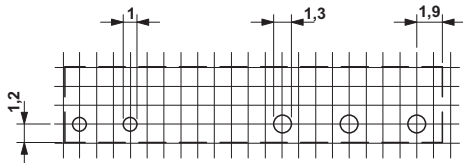
EAC

EAC

cULus Recognized

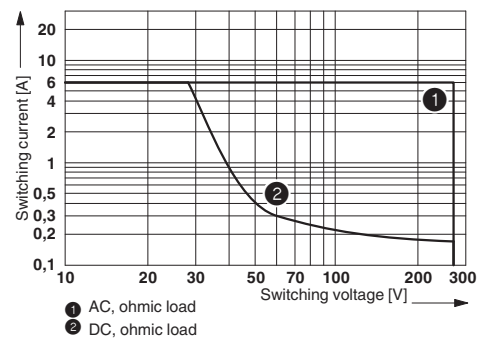
Drawings

Drilling diagram



a = pitch division 1.25 mm and 1.27 mm

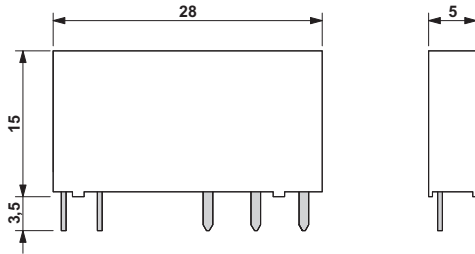
Diagram



Interrupting rating

Single relay - REL-MR- 12DC/21AU - 2961163

Dimensional drawing



Circuit diagram

