

Electronic housing - EMUG 45- BE - 2943482


Please be informed that the data shown in this PDF Document is generated from our Online Catalog. Please find the complete data in the user's documentation. Our General Terms of Use for Downloads are valid (<http://phoenixcontact.com/download>)



Base element with snap-on foot, for mounting on standard DIN rail, 45 mm wide



Key Commercial Data

Packing unit	1 pc
GTIN	 4 017918 107567
Weight per Piece (excluding packing)	36.45 g
Custom tariff number	85472000
Country of origin	Germany

Technical data

General

Housing type	Component housing
Housing material	Polycarbonate fiber reinforced
Color	green

Ambient conditions

Ambient temperature (operation)	-40 °C ... 125 °C
---------------------------------	-------------------

Dimensions

Length	60 mm
Width	45 mm

Technical data

Flammability rating according to UL 94	V0
Number of positions	999

Standards and Regulations

Electronic housing - EMUG 45- BE - 2943482

Technical data

Standards and Regulations

Flammability rating according to UL 94	V0
--	----

Classifications

eCl@ss

eCl@ss 4.0	27180401
eCl@ss 4.1	27180401
eCl@ss 5.0	27180506
eCl@ss 5.1	27180506
eCl@ss 6.0	27180802
eCl@ss 7.0	27182702
eCl@ss 8.0	27182702
eCl@ss 9.0	27182702

ETIM

ETIM 2.0	EC001031
ETIM 3.0	EC001031
ETIM 4.0	EC001031
ETIM 5.0	EC001031

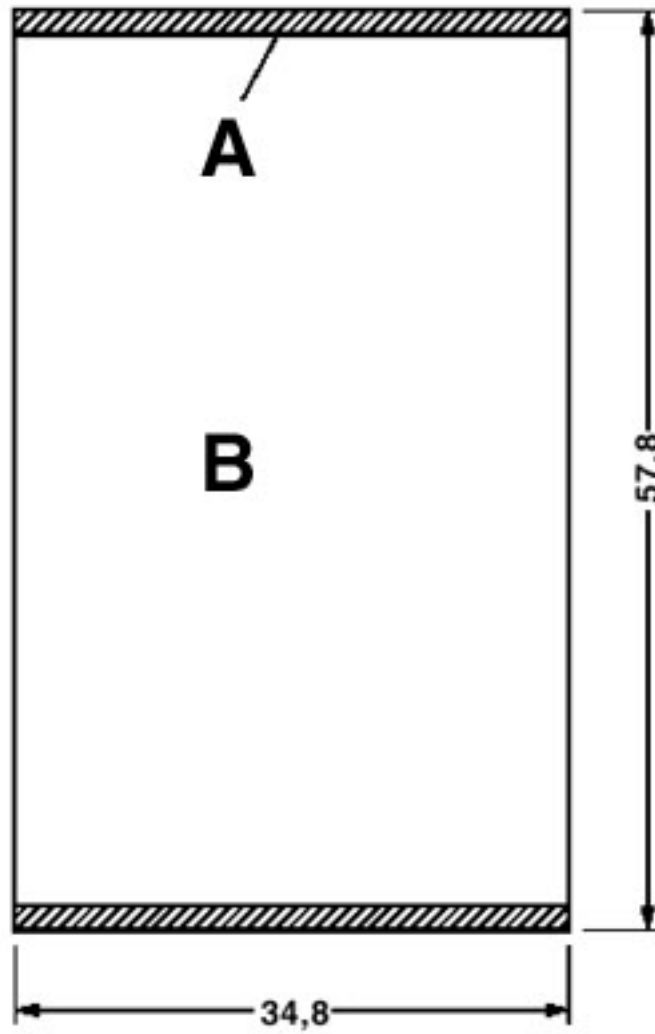
UNSPSC

UNSPSC 6.01	31261501
UNSPSC 7.0901	31261501
UNSPSC 11	31261501
UNSPSC 12.01	31261501
UNSPSC 13.2	31261501

Drawings

Electronic housing - EMUG 45- BE - 2943482

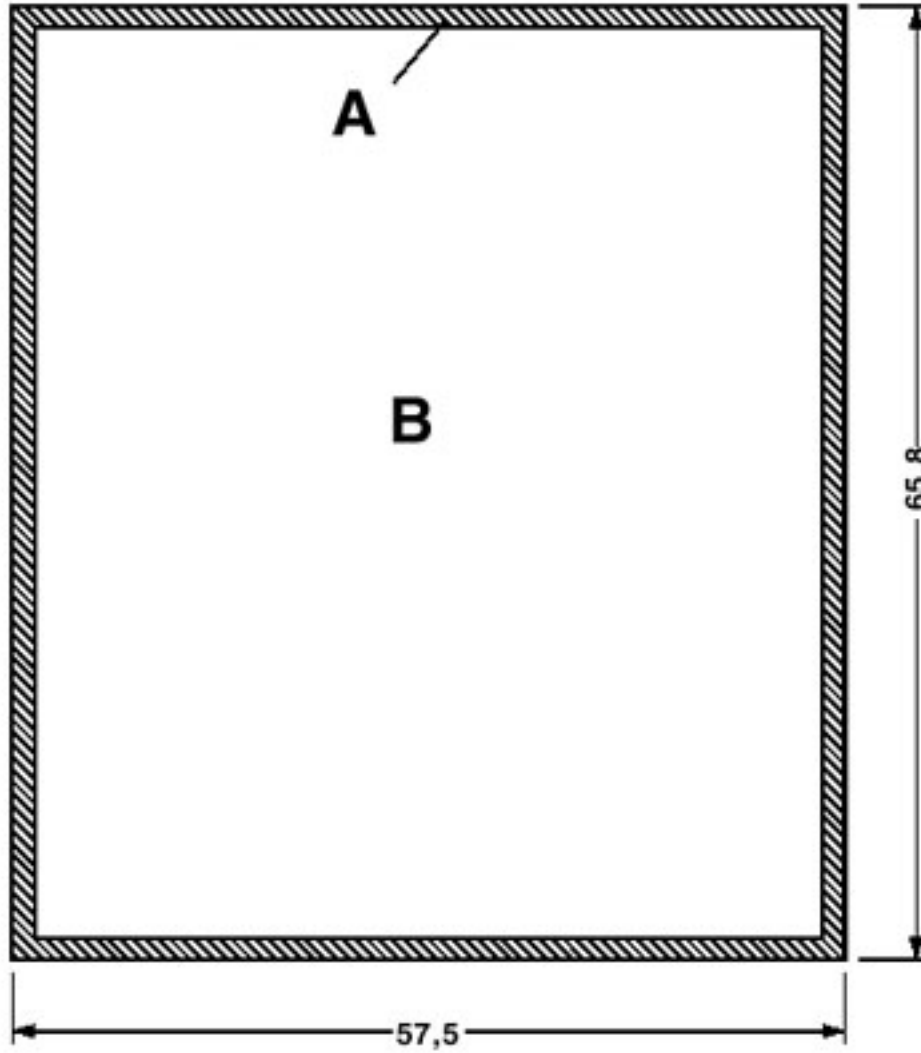
Dimensional drawing



PCB 1 and 2 for EMUG 45 (horizontal)
A = PCB edge = 1.5 mm
B = Overall component area

Electronic housing - EMUG 45- BE - 2943482

Dimensional drawing



PCB 3 and 4 for EMUG 25 and EMUG 45 parallel to housing panel - side panel
A = PCB edge = 1.5 mm
B = Overall component area

Electronic housing - EMUG 45- BE - 2943482

Dimensional drawing

