

Timer relay - ETD-BL-1T-ON-CC- 10S - 2917418

Please be informed that the data shown in this PDF Document is generated from our Online Catalog. Please find the complete data in the user's documentation. Our General Terms of Use for Downloads are valid (<http://phoenixcontact.com/download>)



Timer relay with switch-on delay (with control contact) and an adjustable time range (0.1 s - 10 s), with screw connection

The figure shows the ETD-BL-1T-ON-CC- 10S 2917418 version

Product Description

Compact timer relay in 6.2 mm housing for controlling time sequences.

The time is set on the front of the device using a labeled thumbwheel, which is recessed to protect against accidental modification. A screwdriver is used to change the settings (blade width 2.5 mm).

The compact timer relays are available with different time ranges as well as with a screw, spring-cage, and push-in connection.

Product Features

- 6.2 mm narrow design width
- High level of setting accuracy thanks to labeled and illuminated thumb wheel



Key Commercial Data

Packing unit	1 pc
Weight per Piece (excluding packing)	60.0 g
Custom tariff number	85364190
Country of origin	Germany

Technical data

Dimensions

Width	6.2 mm
Height	80 mm
Depth	86 mm

Ambient conditions

Ambient temperature (operation)	-20 °C ... 65 °C
---------------------------------	------------------

Timer relay - ETD-BL-1T-ON-CC- 10S - 2917418

Technical data

Ambient conditions

Ambient temperature (storage/transport)	-25 °C ... 80 °C
Permissible humidity (operation)	15 % ... 85 %
Noise immunity	EN 61000-6-2
	When being exposed to interference, there may be minimal deviations.

Coil side

Input voltage range	24 V DC (19,2 V DC ...30 V DC)
Function	ON-CC: With switch-on delay with control contact
Time setting range	0.1 s ... 10 s

Contact side

Contact type	1 floating PDT
Output fuse	6.3 A (fast-blow)

General

Status display	Green LED (POWER) Yellow LED (relay active)
Mechanical service life	Approx. 2×10^7 cycles
Mounting position	any
Assembly instructions	on standard DIN rail NS 35 in accordance with EN 60715
Color	green
Housing insulation material	Polyamide PA, self-extinguishing
Permissible humidity (operation)	15 % ... 85 %
Rated insulation voltage	300 V AC (According to EN 50178)
Conformance	CE-compliant
ATEX	# II 3 G Ex nA nC IIC T4 Gc X
UL, USA / Canada	UL/C-UL listed UL 508
GL	GL EMC 1 C

Connection data

Conductor cross section flexible min.	0.14 mm ²
Conductor cross section flexible max.	2.5 mm ²
Conductor cross section solid min.	0.14 mm ²
Conductor cross section solid max.	2.5 mm ²
Conductor cross section AWG min.	30
Conductor cross section AWG max.	12
Stripping length	8 mm
Connection method	Screw connection

Control contact

Timer relay - ETD-BL-1T-ON-CC- 10S - 2917418

Technical data

Control contact

Connection name	Non-floating, terminals A1-B1
Control pulse length	min. 50 ms

Standards and Regulations

Electromagnetic compatibility	Conformance with EMC Directive 2004/108/EC
Noise emission	EN 61000-6-4
Noise immunity	EN 61000-6-2
Flammability rating according to UL 94	V0
Low Voltage Directive	Conformance with LV directive 2006/95/EC
Conformance	CE-compliant
ATEX	# II 3 G Ex nA nC IIC T4 Gc X
UL, USA / Canada	UL/C-UL listed UL 508
GL	GL EMC 1 C

Classifications

eCl@ss

eCl@ss 4.0	27371103
eCl@ss 4.1	27371103
eCl@ss 5.0	27371701
eCl@ss 5.1	27371701
eCl@ss 6.0	27371790
eCl@ss 7.0	27371790
eCl@ss 8.0	27371605
eCl@ss 9.0	27371605

ETIM

ETIM 2.0	EC001439
ETIM 3.0	EC001439
ETIM 4.0	EC001439
ETIM 5.0	EC001439

UNSPSC

UNSPSC 6.01	30211920
UNSPSC 7.0901	39121519
UNSPSC 11	39121519
UNSPSC 12.01	39121519
UNSPSC 13.2	39121519

Timer relay - ETD-BL-1T-ON-CC- 10S - 2917418

Approvals

Approvals

Approvals


UL Listed / cUL Listed / GL / GL-SW / EAC / GL / cULus Listed


Ex Approvals

ATEX

Approvals submitted

Approval details

UL Listed 


cUL Listed 

GL

GL-SW

EAC

GL

cULus Listed 

Drawings

Timer relay - ETD-BL-1T-ON-CC- 10S - 2917418

Block diagram

