


# Type 2 surge protection base element - VAL-MS TE-AR/75X350/3EQPR/FM - 2906326

Please be informed that the data shown in this PDF Document is generated from our Online Catalog. Please find the complete data in the user's documentation. Our General Terms of Use for Downloads are valid (<http://phoenixcontact.com/download>)




Equalizer surge protective device assembly, 3-mode, type 2 arresters for parallel redundant (4-conductor) 2-wire signals up to 75 V with field disconnect terminals and form-C field monitor contact. Pass through layout separates field and house wires.

## Your advantages

- ✓ With floating remote indication contact
- ✓ 3-Mode equalizer protection
- ✓ Field wire disconnect
- ✓ Redundant field wire connections
- ✓ Pass-through for field-to-house isolation
- ✓ Zero leakage current



## Key Commercial Data

Packing unit	1 pc
GTIN	 4 055626 064635
GTIN	4055626064635
Weight per Piece (excluding packing)	800.000 g
Custom tariff number	85363030
Country of origin	Germany

## Technical data

### Note

Trade restriction	The products are offered exclusively for export outside the EU and the European Economic Area.
-------------------	--

# Type 2 surge protection base element - VAL-MS TE-AR/75X350/3EQPR/ FM - 2906326

## Technical data

### Dimensions

Height	114 mm
Width	124 mm
Depth	78 mm
Horizontal pitch	7 Div.

### Ambient conditions

Degree of protection	IP20
	IP20 (Only when all disconnects are closed)
Ambient temperature (operation)	-40 °C ... 80 °C

### General

Housing material	PBT/PA
Flammability rating according to UL 94	V0
Color	black
Standards for clearances and creepage distances	EN 60664-1
	EN 61643-1
Total surge current (8/20) $\mu$ s	50 kA
Total surge current (10/350) $\mu$ s	6 kA
Mounting type	DIN rail mounting with additional retaining screw
Type	DIN rail module, one-piece
Number of positions	3
Surge protection fault message	Optical, remote indicator contact
Direction of action	(L+)-PE & (L-)-PE & (L+)-(L-)

### Protective circuit

IEC test classification	II
	T2
EN type	T2
	T2
Nominal voltage $U_N$	5 V AC ... 48 V AC
Maximum continuous operating voltage $U_C$	60 V
Maximum continuous operating voltage $U_C$ (L-PE)	230 V
	230 V
Rated load current $I_L$	80 A (Serial through wiring at 16 mm <sup>2</sup> )
Residual current $I_{PE}$	$\leq 5 \mu$ A
Max. discharge current $I_{max}$ (8/20) $\mu$ s maximum (L-PE)	20 kA
Nominal discharge current $I_n$ (8/20) $\mu$ s (L-PE)	10 kA

# Type 2 surge protection base element - VAL-MS TE-AR/75X350/3EQPR/ FM - 2906326

## Technical data

### Protective circuit

Voltage protection level $U_p$ (L-PE)	$\leq 1.5$ kV
Response time $t_A$	$\leq 25$ ns
Max. backup fuse with branch wiring	200 A (gL / gG)
Max. backup fuse with V-type through wiring	80 A (gL / gG)
Short-circuit withstand capability $I_p$ with max. backup fuse (r.m.s.)	25 kA
	25 kA
Short-circuit current rating $I_{SCCR}$	10 kA (L-L)

### Connection, protective circuit

Connection name	House (L0)
Connection method	Screw terminal block
Connection method IN	Screw terminal blocks
Connection method OUT	Screw terminal blocks
Tightening torque	3 Nm ... 4.5 Nm (Ground)
	1.5 Nm ... 1.8 Nm (House)
	2.5 Nm ... 3 Nm (Field)
Conductor cross section AWG	15 ... 2 (16 mm strip length)
	20 ... 6 (10 mm strip length)
	12 ... 4 (14 mm strip length)

### Remote indication contact

Connection name	Remote fault indicator contact
Switching function	Changeover contact, 1-pos.
Connection method	MC 1,5/3
Screw thread	M2
Tightening torque	0.25 Nm
	2 lb <sub>f</sub> -in. ... 4 lb <sub>f</sub> -in. (UL)
Stripping length	7 mm
Conductor cross section flexible min.	0.14 mm <sup>2</sup>
Conductor cross section flexible max.	1.5 mm <sup>2</sup>
Conductor cross section solid min.	0.14 mm <sup>2</sup>
Conductor cross section solid max.	1.5 mm <sup>2</sup>
Conductor cross section AWG min.	28
Conductor cross section AWG max.	16
Maximum operating voltage $U_{max}$ AC	250 V AC
Maximum operating voltage $U_{max}$ DC	30 V DC
Max. operating current $I_{max}$	1.5 A AC (250 V AC)

# Type 2 surge protection base element - VAL-MS TE-AR/75X350/3EQPR/FM - 2906326

## Technical data

### Remote indication contact

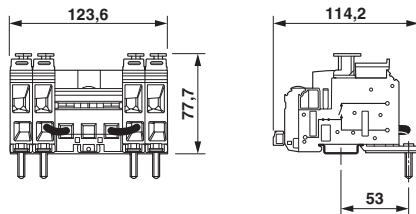
	1.5 A DC (125 V AC)
	1.5 A DC (30 V DC)

### Environmental Product Compliance

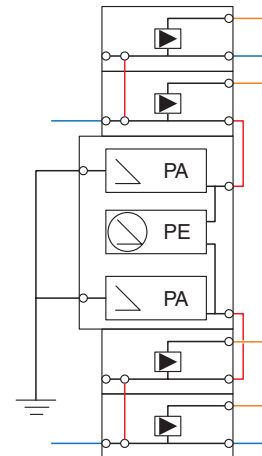
REACH SVHC	Lead 7439-92-1
China RoHS	Environmentally Friendly Use Period = 50 years
	For details about hazardous substances go to tab "Downloads", Category "Manufacturer's declaration"

## Drawings

Dimensional drawing



Circuit diagram



House wires shown as blue. Field wires shown as orange.

## Classifications

### eCl@ss

eCl@ss 10.0.1	27130805
eCl@ss 11.0	27130805
eCl@ss 5.1	27130800
eCl@ss 6.0	27130800
eCl@ss 7.0	27130805
eCl@ss 9.0	27130805

# Type 2 surge protection base element - VAL-MS TE-AR/75X350/3EQPR/ FM - 2906326

## Classifications

### ETIM

ETIM 4.0	EC002497
ETIM 6.0	EC000941
ETIM 7.0	EC000941

### UNSPSC

UNSPSC 13.2	39121620
UNSPSC 18.0	39121620
UNSPSC 19.0	39121620
UNSPSC 20.0	39121620
UNSPSC 21.0	39121620

## Accessories

### Accessories

#### Bridge

Plug-in bridge - FBS 2-18 - 2801068



Plug-in bridge for cross-connections in the VAL-MS BE-AR terminal center, 2-pos., color: Red

Wiring bridge - MPB 18/1-57 - 2809238



Wiring bridge for modules with connecting pitch 17.5 mm, 1-phase, 57-pos.

Plug-in bridge - FBS 2-18 - 2801068



Plug-in bridge for cross-connections in the VAL-MS BE-AR terminal center, 2-pos., color: Red

## Type 2 surge protection base element - VAL-MS TE-AR/75X350/3EQPR/ FM - 2906326

### Accessories

#### Insertion bridge

Insertion bridge - EB 56-18 - 3009299



Insertion bridge, pitch: 18 mm, number of positions: 56, color: gray

---

#### Screwdriver tools

Screwdriver - SZS 0,8X4,0 VDE - 1212508



Screwdriver, slot-headed, VDE insulated, size: 0.8 x 4.0 x 100 mm, 2-component grip, with non-slip grip

---

Screwdriver - SZS 0,4X2,5 VDE - 1205037



Screwdriver, slot-headed, VDE insulated, size: 0.4 x 2.5 x 80 mm, 2-component grip, with non-slip grip

---

Screw insert - SF-BIT-SL 1,2X6,5-70 - 1212577



Screw bit, bladed, E6.3-1/4" drive, size: 1.2 x 6.5 x 70 mm, hardened, suitable for holder according to DIN 3126-F6.3/ISO 1173

## Type 2 surge protection base element - VAL-MS TE-AR/75X350/3EQPR/ FM - 2906326

### Accessories

Screw insert - SF-BIT-SL 1,0X4,0-70 - 1212754



Screw bit, slotted, E6.3-1/4" drive, size: 1 mm x 4 mm x 70 mm, hardened, suitable for holder according to DIN 3126-F6.3/ISO 1173

---

### Torque tool

Torque screwdriver - TSD-M 6NM - 1212226



Torque screw driver, accuracy as per EN ISO 6789 standard, adjustable from 3 - 6 Nm

---

Torque screwdriver - TSD-M 3NM - 1212225



Torque screw driver, accuracy as per EN ISO 6789 standard, adjustable from 1.2 - 3 Nm

---

### Spare parts

Type 2 surge protection plug - VAL-MS 75 VF ST - 2805318



Surge protection plug type 2 with series connection consisting of varistor and gas-filled spark gap for VAL-MS base element, thermal monitoring, visual fault warning.

## Type 2 surge protection base element - VAL-MS TE-AR/75X350/3EQPR/ FM - 2906326

### Accessories

Type 2 surge protection plug - VAL-MS 350 VF ST - 2856595



Surge protection connector type 2 with series connection consisting of varistor and gas-filled spark gap for VAL-MS base element, thermal monitoring, visual fault warning. Design: 350 V AC