

Inline terminal - IB IL AO 2/SF-PAC - 2863083

Please be informed that the data shown in this PDF Document is generated from our Online Catalog. Please find the complete data in the user's documentation. Our General Terms of Use for Downloads are valid (<http://phoenixcontact.com/download>)



Inline, Analog output terminal, Analog outputs: 2, 0 V ... 10 V, 0 mA ... 20 mA, 4 mA ... 20 mA, connection method: 2-wire, transmission speed in the local bus: 500 kbps, degree of protection: IP20, including Inline connectors and marking fields

Product Description

The terminal is designed for use within an Inline station. It is used to output analog current and voltage signals. The signals are available with a 16-bit resolution.

Your advantages

- Short update time of < 1 ms
- Short-circuit-proof current outputs
- Bipolar outputs
- Measured value acquisition with 16-bit resolution

Key Commercial Data

Packing unit	1 pc
GTIN	 4 017918 917104
GTIN	4017918917104
Weight per Piece (excluding packing)	218.900 g
Custom tariff number	85389091
Country of origin	Germany

Technical data

Note

Utilization restriction	EMC: class A product, see manufacturer's declaration in the download area
-------------------------	---

Inline terminal - IB IL AO 2/SF-PAC - 2863083

Technical data

Dimensions

Width	48.8 mm
Height	135 mm
Depth	71.5 mm

Ambient conditions

Ambient temperature (operation)	-25 °C ... 55 °C
Ambient temperature (storage/transport)	-25 °C ... 85 °C
Permissible humidity (operation)	10 % ... 95 % (according to DIN EN 61131-2)
Permissible humidity (storage/transport)	10 % ... 95 % (according to DIN EN 61131-2)
Air pressure (operation)	70 kPa ... 106 kPa (up to 3000 m above sea level)
Air pressure (storage/transport)	70 kPa ... 106 kPa (up to 3000 m above sea level)
Degree of protection	IP20

General

Mounting type	DIN rail
Net weight	125 g

Interfaces

Designation	Inline local bus
No. of channels	2
Connection method	Inline data jumper
Transmission speed	500 kbps
Transmission physics	Copper

Inline potentials

Designation	Communications power (U_L)
Supply voltage	7.5 V DC (via voltage jumper)
Current consumption	typ. 36 mA
	max. 45 mA
Designation	Supply of analog modules (U_{ANA})
Supply voltage	24 V DC (via voltage jumper)
Supply voltage range	19.2 V DC ... 30 V DC (including all tolerances, including ripple)
Current consumption	typ. 75 mA
	max. 95 mA

Analog outputs

Number of outputs	2
Connection method	Spring-cage connection with direct connector-in method
Connection technology	2-wire
Note regarding the connection technology	shielded

Inline terminal - IB IL AO 2/SF-PAC - 2863083

Technical data

Analog outputs

Output name	Analog outputs
D/A conversion time	< 100 μ s
D/A resolution	16 bit
Type of protection	Short-circuit protection of outputs
Representation of output values	16 bits (15 bits + sign)
DAC resolution	16 Bit
Process data update	< 1 ms
Current output signal	0 mA ... 20 mA
	4 mA ... 20 mA
Load/output load current output	< 500 Ω
Voltage output signal	0 V ... 10 V
Load/output load voltage output	> 2 k Ω 0.03%
Precision	typ. 0.01 % (of output range final value, current range)
	typ. 0.008 % (of output range final value, voltage range)

Electrical isolation

Test section	7.5 V supply (bus logic), 24 V supply U_{ANA} / I/O 500 V AC 50 Hz 1 min.
	7.5 V supply (bus logic), 24 V supply U_{ANA} /functional earth ground 500 V AC 50 Hz 1 min.
	24 V supply (I/O) / functional earth ground 500 V AC 50 Hz 1 min.

Standards and Regulations

Connection in acc. with standard	CUL
Protection class	III, IEC 61140, EN 61140, VDE 0140-1

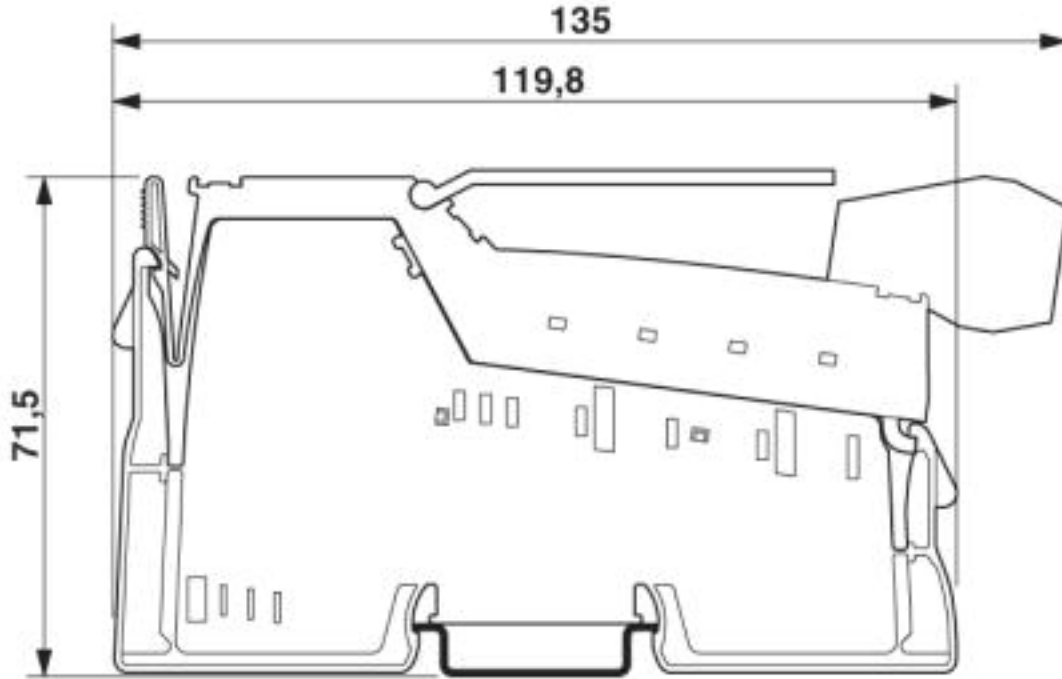
Environmental Product Compliance

REACH SVHC	Lead 7439-92-1
China RoHS	Environmentally friendly use period: unlimited = EFUP-e
	No hazardous substances above threshold values

Drawings

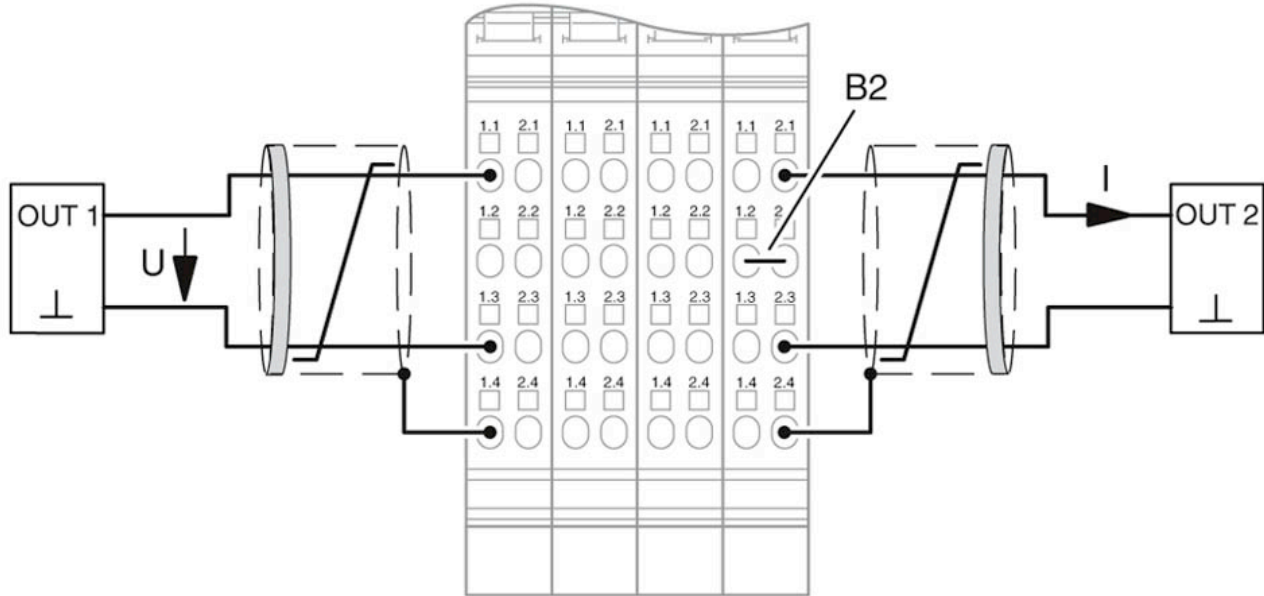
Inline terminal - IB IL AO 2/SF-PAC - 2863083

Dimensional drawing



Inline terminal - IB IL AO 2/SF-PAC - 2863083

Connection diagram



Classifications

eCl@ss

eCl@ss 4.0	27250300
eCl@ss 4.1	27250300
eCl@ss 5.0	27250300

Inline terminal - IB IL AO 2/SF-PAC - 2863083

Classifications

eCl@ss

eCl@ss 5.1	27242600
eCl@ss 6.0	27242600
eCl@ss 7.0	27242601
eCl@ss 8.0	27242601
eCl@ss 9.0	27242601

ETIM

ETIM 2.0	EC001431
ETIM 3.0	EC001596
ETIM 4.0	EC001596
ETIM 5.0	EC001596
ETIM 6.0	EC001596
ETIM 7.0	EC001596

UNSPSC

UNSPSC 6.01	43172015
UNSPSC 7.0901	43201404
UNSPSC 11	43172015
UNSPSC 12.01	43201404
UNSPSC 13.2	32151602

Approvals

Approvals

Approvals

DNV GL / BSH / BV / LR / ABS / BSH / RINA / UL Recognized / cUL Recognized / EAC / cULus Recognized

Ex Approvals








UL Listed / cUL Listed / UL Listed / cUL Listed

Approval details

DNV GL		https://approvalfinder.dnvgl.com/	TAA00000BN
--------	--	---	------------

Inline terminal - IB IL AO 2/SF-PAC - 2863083

Approvals

BSH		http://www.bsh.de/de/index.jsp	Anwenderhinweis
BV		http://www.veristar.com/portal/veristarinfo/generalinfo/approved/approvedProducts/equipmentAndMaterials	20977/B1 BV
LR		http://www.lr.org/en	08/20033
ABS		http://www.eagle.org/eagleExternalPortalWEB/	17-HG1621871-PDA
BSH		http://www.bsh.de/de/index.jsp	658
RINA		http://www.rina.org/en	ELE183315XG
UL Recognized		http://database.ul.com/cgi-bin/XYV/template/LISEXT/1FRAME/index.htm	FILE E 140324
cUL Recognized		http://database.ul.com/cgi-bin/XYV/template/LISEXT/1FRAME/index.htm	FILE E 140324
EAC			EAC-Zulassung
cULus Recognized			

Accessories

Accessories

Connector set

Inline terminal - IB IL AO 2/SF-PAC - 2863083

Accessories

Connector set - IB IL AO/CNT-PLSET - 2732664



Connector set

Labeling panel

Labeling field - IB IL FIELD 2 - 2727501

Labeling field, width: 12.2 mm



Plug

Inline shield connector - IB IL SCN-6 SHIELD - 2726353



Inline shield connector

Inline connector - IB IL SCN-8 - 2726337

Connector, for digital 1, 2 or 8-channel Inline terminals



Inline connector - IB IL SCN-8-CP - 2727608



Inline connector, colored

Inline terminal - IB IL AO 2/SF-PAC - 2863083

Accessories

Terminal marking

Insert strip - ESL 62X10 - 0809492



Insert strip, Sheet, white, unlabeled, can be labeled with: Office printing systems: Laser printer, mounting type: insert, lettering field size: 62 x 10 mm, Number of individual labels: 72

Zack Marker strip, flat - ZBF 6:UNBEDRUCKT - 0808710



Zack Marker strip, flat, Strip, white, unlabeled, can be labeled with: PLOTMARK, CMS-P1-PLOTTER, mounting type: snap into flat marker groove, for terminal block width: 6.2 mm, lettering field size: 5.15 x 6.15 mm, Number of individual labels: 10

Flat zack marker sheet - ZBFM 6/WH:UNBEDRUCKT - 0803618



Flat zack marker sheet, Sheet, white, unlabeled, can be labeled with: CMS-P1-PLOTTER, PLOTMARK, mounting type: snap into flat marker groove, for terminal block width: 6.2 mm, lettering field size: 5 x 5.5 mm, Number of individual labels: 100
