

Surge protection plug - PT 2-F-ST - 2859000

Please be informed that the data shown in this PDF Document is generated from our Online Catalog. Please find the complete data in the user's documentation. Our General Terms of Use for Downloads are valid (<http://phoenixcontact.com/download>)




Surge protection plug for the base element, surge voltage coarse protection for two signal lines grounded on one side.

Your advantages

- ✓ Plugs can be checked with CHECKMASTER
- ✓ For systems with high dielectric strength or fine protection installed
- ✓ Maximum ease of maintenance thanks to the two-piece design
- ✓ Installation location - directly where meas. and control cable enters building
- ✓ Base element remains an integral part of the installation
- ✓ Consistent plug-in signal circuit protection
- ✓ Impedance-neutral disconnection of plug for test and maintenance purposes



Key Commercial Data

Packing unit	1 pc
GTIN	 4 017918 902452
GTIN	4017918902452
Weight per Piece (excluding packing)	19.790 g
Custom tariff number	85363010
Country of origin	Germany

Technical data

Dimensions

Height	45 mm
Width	17.7 mm

Surge protection plug - PT 2-F-ST - 2859000

Technical data

Dimensions

Depth	52 mm
Horizontal pitch	1 Div.
Complete module height	90 mm
Complete module width	17.7 mm
Complete module depth	65.5 mm

Ambient conditions

Ambient temperature (operation)	-40 °C ... 85 °C
Altitude	≤ 2000 m (amsl (above mean sea level))
Degree of protection	IP20

General

Housing material	PA 6.6
Flammability rating according to UL 94	V-0
Color	jet black RAL 9005
Mounting type	on base element
Type	Male
Direction of action	Line-Earth Ground
Arrester can be tested with CHECKMASTER from software version:	From SW rev. 1.10

Protective circuit

IEC test classification	C1
	C2
	C3
	D1
Nominal voltage U_N	48 V AC
Maximum continuous voltage U_C	60 V DC
	48 V AC
Rated current	2 A AC (80 °C)
	150 mA DC (80 °C)
Operating effective current I_C at U_C	≤ 2 μA
Residual current I_{PE}	≤ 4 μA
Nominal discharge current I_n (8/20) μs (line-earth)	20 kA
Pulse discharge current I_{imp} (10/350) μs (line-earth)	5 kA
Total discharge current I_{total} (8/20) μs	20 kA
Output voltage limitation at 1 kV/μs (line-earth) spike	≤ 600 V
Output voltage limitation at 1 kV/μs (line-earth) static	≤ 25 V
Voltage protection level U_p (line-earth)	≤ 600 V (C2 - 10 kV / 5 kA)

Surge protection plug - PT 2-F-ST - 2859000

Technical data

Protective circuit

Voltage protection level U_p static (line-earth)	≤ 25 V (C2 - 10 kV / 5 kA)
Response time t_A (line-earth)	≤ 100 ns
Input attenuation aE, asym.	typ. 0.1 dB (≤ 1 MHz / 50 Ω)
Cut-off frequency f_g (3 dB), asym. (GND) in 50 Ohm system	typ. 100 MHz
Capacity (line-earth)	typ. 2 pF
Resistance in series	0 Ω
Surge protection fault message	none
Max. required back-up fuse	2 A AC (T)
	150 mA DC (T)
Impulse durability (line-earth)	C2 - 10 kV / 5 kA
	C1 - 1 kV / 500 A
	C3 - 100 A
	D1 - 2.5 kA

Connection data

Connection method	Screw connection (in connection with the base element)
Screw thread	M3
Tightening torque	0.5 Nm
Stripping length	8 mm
Conductor cross section flexible	0.2 mm ² ... 2.5 mm ²
Conductor cross section solid	0.2 mm ² ... 4 mm ²
Conductor cross section AWG	24 ... 12

Standards and Regulations

Standards/specifications	IEC 61643-21 2000 + corrigendum 2001 + A1:2008, modified + A2:2012
	EN 61643-21 2001 + A1:2009 + A2:2013

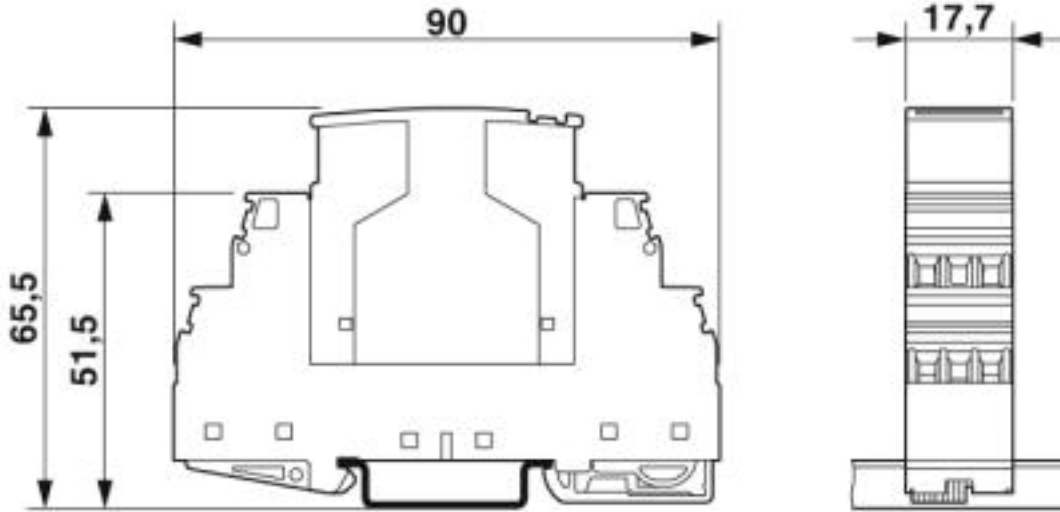
Environmental Product Compliance

China RoHS	Environmentally Friendly Use Period = 50
	For details about hazardous substances go to tab "Downloads", Category "Manufacturer's declaration"

Drawings

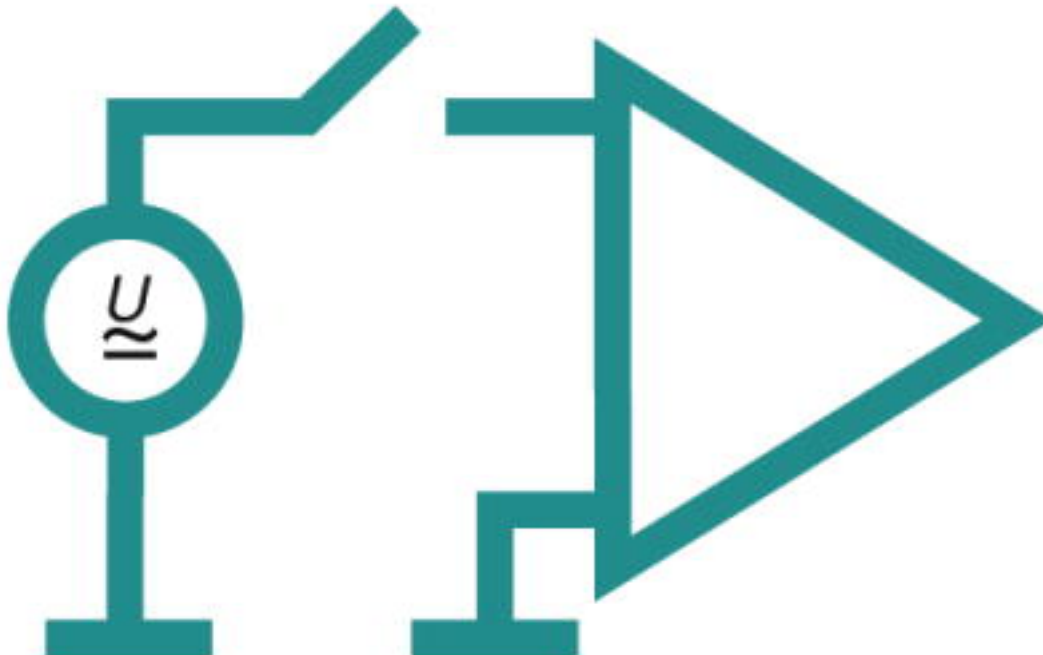
Surge protection plug - PT 2-F-ST - 2859000

Dimensional drawing



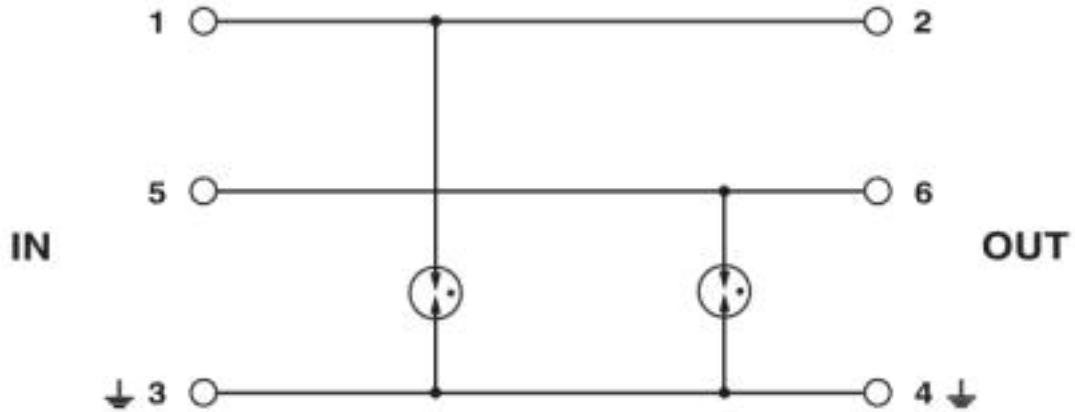
The figure shows the complete module consisting of a base element and connector

Pictogram



Surge protection plug - PT 2-F-ST - 2859000

Circuit diagram



Classifications

eCl@ss

eCl@ss 4.0	27130800
eCl@ss 4.1	27130800
eCl@ss 5.0	27130800
eCl@ss 5.1	27130800
eCl@ss 6.0	27130800
eCl@ss 7.0	27130807
eCl@ss 8.0	27130807
eCl@ss 9.0	27130807

ETIM

ETIM 2.0	EC001466
ETIM 3.0	EC001466
ETIM 4.0	EC000943
ETIM 5.0	EC000943
ETIM 6.0	EC000943
ETIM 7.0	EC000943

UNSPSC

UNSPSC 6.01	30212010
UNSPSC 7.0901	39121610
UNSPSC 11	39121610
UNSPSC 12.01	39121610
UNSPSC 13.2	39121620

Surge protection plug - PT 2-F-ST - 2859000

Approvals


Approvals

Approvals

EAC / EAC

Ex Approvals

Approval details

EAC		EAC-Zulassung
-----	---	---------------

EAC		RU C- DE.A*30.B01561
-----	--	-------------------------

Accessories

Accessories

Device marking

Zack marker strip - ZBN 18:UNBEDRUCKT - 2809128



Zack marker strip, Strip, white, unlabeled, can be labeled with: CMS-P1-PLOTTER, PLOTMARK, mounting type: snap into tall marker groove, for terminal block width: 18 mm, lettering field size: 18 x 5 mm, Number of individual labels: 5

Labeled terminal marker

Zack Marker strip, flat - ZBF 5,LGS:FORTL.ZAHLEN - 0808671



Zack Marker strip, flat, Strip, white, labeled, printed horizontally: consecutive numbers 1 ... 10, 11 ... 20, etc. up to 491 ... 500, mounting type: snap into flat marker groove, for terminal block width: 5 mm, lettering field size: 5.15 x 5.15 mm, Number of individual labels: 10

Surge protection plug - PT 2-F-ST - 2859000

Accessories

Zack Marker strip, flat - ZBF 5,LGS:GERADE ZAHLEN - 0810821



Zack Marker strip, flat, Strip, white, labeled, printed horizontally: consecutive numbers 2 ... 20, 22 ... 40, etc. up to 82 ... 100, mounting type: snap into flat marker groove, for terminal block width: 5 mm, lettering field size: 5.15 x 5.15 mm, Number of individual labels: 10

Zack Marker strip, flat - ZBF 5,LGS:UNGERADE ZAHLEN - 0810863



Zack Marker strip, flat, Strip, white, labeled, printed horizontally: Odd numbers 1 - 19, 21 - 39, etc. up to 81 - 99, mounting type: snap into flat marker groove, for terminal block width: 5 mm, lettering field size: 5.15 x 5.15 mm, Number of individual labels: 10

Zack Marker strip, flat - ZBF 5,QR:FORTL.ZAHLEN - 0808697



Zack Marker strip, flat, Strip, white, labeled, Printed vertically: consecutive numbers 1 ... 10, 11 ... 20, etc. up to 91 ... 100, mounting type: snap into flat marker groove, for terminal block width: 5 mm, lettering field size: 5.15 x 5.15 mm, Number of individual labels: 10

Marker pen

Marker pen - X-PEN 0,35 - 0811228



Marker pen without ink cartridge, for manual labeling of markers, labeling extremely wipe-proof, line thickness 0.35 mm

Terminal marking

Zack Marker strip, flat - ZBF 5:UNBEDRUCKT - 0808642



Zack Marker strip, flat, Strip, white, unlabeled, can be labeled with: PLOTMARK, CMS-P1-PLOTTER, mounting type: snap into flat marker groove, for terminal block width: 5 mm, lettering field size: 5.1 x 5.2 mm, Number of individual labels: 10

Surge protection plug - PT 2-F-ST - 2859000

Accessories

Zack Marker strip, flat - ZBF 5/WH-100:UNBEDRUCKT - 0808668



Zack Marker strip, flat, Strip, white, unlabeled, can be labeled with: CMS-P1-PLOTTER, PLOTMARK, mounting type: snap into flat marker groove, for terminal block width: 5 mm, lettering field size: 5.15 x 5.15 mm, Number of individual labels: 10

Necessary add-on products

Type 3 surge protection base element - PT-BE/FM - 2839282



Base element for protective plug PT, for mounting on NS 35/7.5 and NS 35/15, housing width: 17.5 mm