

Type 2 surge arrester - F-MS 12 - 2817987

Please be informed that the data shown in this PDF Document is generated from our Online Catalog. Please find the complete data in the user's documentation. Our General Terms of Use for Downloads are valid (<http://phoenixcontact.com/download>)



Surge arrester type 2, consisting of base element and protective plug with N-PE total current spark gap for mounting on NS 35/7.5, housing width: 17.5 mm (1 Div.)

Product Features

- Single-channel, DIN-rail mountable protective devices
- Consists of base element and plug
- Base element with/without floating remote indication contact
- Disconnect device on each individual plug
- Optical, mechanical status indication for the individual arresters
- Mechanical coding of all slots



Key Commercial Data

Packing unit	1 pc
Weight per Piece (excluding packing)	124.3 g
Custom tariff number	85363030
Country of origin	Germany

Technical data

Dimensions

Height	90 mm
Width	17.6 mm
Depth	58 mm
Horizontal pitch	1 Div.

Ambient conditions

Degree of protection	IP20 (only when all terminal points are used)
----------------------	---

Type 2 surge arrester - F-MS 12 - 2817987

Technical data

Ambient conditions

Ambient temperature (operation)	-40 °C ... 80 °C
Ambient temperature (storage/transport)	-40 °C ... 80 °C
Altitude	≤ 2000 m (amsl (above mean sea level))
Permissible humidity (operation)	5 % ... 95 %
Shock (operation)	25g (half sinus / 11 ms / 3x ±X, ±Y, ±Z)
Vibration (operation)	5g (10 ... 500 Hz / 2.5 h / X, Y, Z)

General

Standards/specifications	IEC 61643-11 2011
	EN 61643-11 2012
IEC test classification	II
	T2
EN type	T2
IEC power supply system	TN
	TT
Number of ports	One
SPD design	Voltage-switching type
Mode of protection	N-PE
Mounting type	DIN rail: 35 mm
Color	jet black RAL 9005
Housing material	PA 6.6
	PBT
Degree of pollution	2
Flammability rating according to UL 94	V-0
Type	DIN rail module, two-section, divisible
Number of positions	1
Surge protection fault message	optical

Protective circuit

Nominal voltage U_N	240/415 V AC (TN - only N-PE)
	240/415 V AC (TT - only N-PE)
Nominal frequency f_N	50 Hz (60 Hz)
Maximum continuous voltage U_C	260 V AC
Rated load current I_L	80 A
Residual current I_{PE}	≤ 5 μA
Standby power consumption P_C	≤ 1.5 mVA
Nominal discharge current I_n (8/20) μs	20 kA
Maximum discharge current I_{max} (8/20) μs	40 kA

Type 2 surge arrester - F-MS 12 - 2817987

Technical data

Protective circuit

Follow current interrupt rating I_{fi}	100 A (260 V)
Voltage protection level U_p	≤ 1.5 kV
Residual voltage U_{res}	≤ 0.4 kV (at I_n)
	≤ 0.25 kV (at 10 kA)
	≤ 0.15 kV (at 5 kA)
	≤ 0.1 kV (at 3 kA)
Front of wave sparkover voltage at 6 kV (1.2/50) μ s	≤ 1.5 kV
TOV behavior at U_T	1200 V AC (200 ms / withstand mode)
Response time t_A	≤ 100 ns
Max. backup fuse with V-type through wiring	80 A (gG)

Connection data

Connection method	Screw connection
Conductor cross section flexible	1.5 mm ² ... 25 mm ²
Conductor cross section solid	1.5 mm ² ... 35 mm ²
Conductor cross section AWG	15 ... 2
Screw thread	M5
Tightening torque	4.5 Nm
Stripping length	16 mm

UL specifications

SPD Type	4CA
Maximum continuous operating voltage MCOV (N-G)	260 V AC
Mode of protection	N-G
Power distribution system	1
Nominal frequency	50/60 Hz
Measured limiting voltage MLV (N-G)	1490 V
Nominal discharge current I_n (N-G)	20 kA

UL connection data

Conductor cross section AWG	10 ... 2
Tightening torque	30 lb _F -in.

Classifications

eCl@ss

eCl@ss 4.0	27140201
eCl@ss 4.1	27130801

Type 2 surge arrester - F-MS 12 - 2817987

Classifications

eCl@ss

eCl@ss 5.0	27130801
eCl@ss 5.1	27130801
eCl@ss 6.0	27130805
eCl@ss 7.0	27130805
eCl@ss 8.0	27130805
eCl@ss 9.0	27130805

ETIM

ETIM 2.0	EC000941
ETIM 3.0	EC000941
ETIM 4.0	EC000941
ETIM 5.0	EC000941

UNSPSC

UNSPSC 6.01	30212010
UNSPSC 7.0901	39121610
UNSPSC 11	39121610
UNSPSC 12.01	39121610
UNSPSC 13.2	39121620

Approvals

Approvals

Approvals

IECEE CB Scheme / UL Recognized / KEMA-KEUR / ÖVE / cUL Recognized / GL / CCA / CSA / EAC / cULus Recognized

Ex Approvals







Approvals submitted

Approval details

IECEE CB Scheme 

Type 2 surge arrester - F-MS 12 - 2817987

Approvals



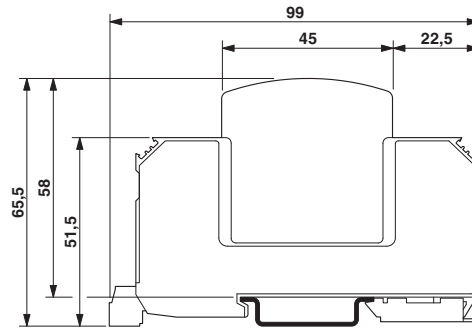
Drawings

Type 2 surge arrester - F-MS 12 - 2817987

Circuit diagram



Dimensional drawing



The illustration shows the dimensional drawing for a version with remote indicator contact